Effective Date
September 3rd, 2024

Fancamp Exploration Ltd.

43-101F Report
The Riley Brook Property
Northwestern New Brunswick
Victoria County
NTS 21O/02, 03, 21J/14



View of Haystack Mountain representing a felsic dome or feeder plug for the rhyolitic volcanic rocks, Riley Brook property, Northwestern New Brunswick

Michel Boily, PhD., P. geo.

GÉON

CERTIFICATE OF QUALIFICATIONS
DATE AND SIGNATURE

I, Michel Boily, Ph.D., P. Geo. HEREBY CERTIFY THAT:

I am a Canadian citizen residing at 2121 de Romagne, Laval, Québec, Canada. I obtained a PhD. in geology from the Université de Montréal in 1988.I am a registered Professional Geologist in good standing with l'Ordre des Géologues du Québec (OGQ; permit # 1097). I have practiced the profession of geologist for the last 47 years.

I had the following work experience:

From 1986 to 1987: Research Associate in Cosmochemistry at the **University of Chicago**, Chicago, Illinois, USA.From 1988 to 1992: Researcher at **IREM-MERI/McGill University,** Montréal, Québec as a coordinator and scientific investigator in the high technology metals project undertaken in the Abitibi greenstone belt and Labrador.

From 1992 to present: Geology consultant with **Geon Ltée,** Montréal, Québec. Consultant for several mining companies. I participated, as a geochemist, in two of the most important geological and m etallogenic studies accomplished by the Ministère des Richesses naturelles du Québec (MRNQ) in the James Bay area and the Far North of Québec (1998-2005). I am a specialist of granitoid-hosted precious and rare metal deposits and of the stratigraphy and geochemistry of Archean greenstone belts.

I have gathered field experience in the following regions : James Bay, Quebec; Strange Lake, Labrador/Quebec; Val d'Or and Rouyn-Noranda, Quebec; Grenville (Saguenay and Gatineau area); Cadillac, Quebec; Otish Mountains, Quebec, Lower North Shore, Quebec, Sinaloa, Sonora and Chihuahua states, Mexico, Marrakech and Ouarzazate, Morocco, San Juan, Argentina and Nicaragua

I am the author of the 43-101F1 Technical Report entitled : "43-101F Report, The Riley Brook Property, Northwestern New Brunswick, Victoria County, NTS 21O/02, 03, 21J/14" with an effective date of September 3rd, 2024.

As of the date of the certificate, to the best of my knowledge, information and belief, this Technical Report contains all scientific and technical information that is required to be disclosed to make the Technical Report not misleading.

I have read the definition of "qualified person" set out in National Instrument 43-101 ("NI 43-101") and certify that by reason of my education, affiliation with a professional association (as defined in NI 43-101) and past relevant work experience, I fulfill the requirements to be a "qualified person" (QP) for the purposes of NI 43-101.

The Qualified Person, Michel Boily, is responsible for the content of this report.

I read the National Instrument 43-101 Standards of Disclosure for Mineral Projects (the "Instrument") and the report fully complies with the Instrument.

I am an independent qualified person, QP, according to NI 43-101CP. I do not hold or expect to hold securities, either directly or indirectly of the Issuer or a related party of the Issuer. I do not hold or expect to hold securities, either directly or indirectly in an other Issuer that has a direct or indirect interest in the property that is the subject of the technical report or in an adjacent property. I am not aware of any relevant fact which would interfere with my judgment regarding the preparation of this technical report.

The author, Michel Boily, has visited the Riley brook property on August 16, 2024.

As of the effective date of September 3rd, 2024, to the best of my knowledge, information and belief, this technical report contains all scientific and technical information that is required to be disclosed to make the report not misleading.



Michel Boily, PhD., Geo.
Dated at Montréal, Qc
September 3rd, 2024



Contents

DATE AND SIGNATURE ..... **i**
TABLE OF CONTENT ..... **iii**
LIST OF FIGURES ..... **v**
LIST OF TABLES ..... **vi**
ITEM 1- SUMMARY **1**
ITEM 2 INTRODUCTION AND TERMS OF REFERENCE **4**
ITEM 3 RELIANCE ON OTHER EXPERTS **5**
ITEM 4 PROPERTY DESCRIPTION AND LOCATION **5**
ITEM 5 ACCESSIBILITY, CLIMATE, LOCAL RESOURCES, INFRASTRUCTURE AND PHYSIOGRAPHY **9**
5.1- Accessibility **9**
5.2- Climate **9**
5.3- Flora and Fauna **10**
5.4- Local Resources and Infrastructures **10**
5.5- Physiography **10**
ITEM 6-HISTORY **12**
6.1- Riley Brook 1 ..... **12**
6.2-Riley Brook 2 ..... **12**
6.3- Riley Brook 3 ..... **13**
6.4- Blue Mountain River **14**
6.4- Riley Brook 5 ..... **15**
6.5- Riley Brook 6 ..... **16**
ITEM 7 GEOLOGICAL SETTING AND MINERALIZATION **17**
7.1-The Appalachian Orogen of New Brunswick **17**
7.2- Regional Geology of Northern New Brunswick **19**
7.3- Geology of the Riley Brook Property **20**
7.3.1.- Sedimentary Rocks **20**
7.3.2- Mafic Volcanic Rocks **20**
7.3.3- Felsic Volcanic Rocks **20**
7.3.4- Intrusive Rocks **21**
7.3.5- Structure and Metamorphism **22**

7.3.6- Geochemistry of Volcanic Rocks 22
7.3.7- Mineralization 24
ITEM 8 DEPOSIT TYPE 27
ITEM 9 EXPLORATION 31
9.1- Early May, 2024 (Tommy Borne) 31
9.1.1- Soil Sampling Survey (B Horizon) 31
9.1.2.- Exploration and Grab Rock Sampling 36
ITEM 10 DRILLING 41
ITEM 11 SAMPLE PREPARATION, ANALYSES AND SECURITY 41
ITEM 12 DATA VERIFICATION 47
12.1- QP Visit of the Riley Brook Property 47
ITEM 13 MINERAL PROCESSING AND METALLURGICAL TESTING 49
ITEM 14 MINERAL RESOURCES ESTIMATE 49
ITEM 23 ADJACENT PROPERTIES 49
23.1- The Sewell Brook Zn-Pb-Cu Deposit 49
ITEM 24 OTHER RELEVANT DATA AND INFORMATION 50
ITEM 25- INTERPRETATION AND CONCLUSIONS 50
ITEM 26- RECOMMENDATIONS 52
26.1- Budget Breakdown 53
ITEM 27- REFERENCES 54

LIST OF FIGURES

Figure 1. Claim map of the Riley Brook property, New Brunswick. 8

Figure 2. Tectonostratigraphic zones of the Appalachian Orogen of New Brunswick. 18

Figure 3. Geological map of the Riley Brook property, Victoria County, New Brunswick. The localization of the historical showings are reported on the map 23

Figure 4. Petrogenetic model of a low-to intermediate-sulphidation epithermal deposit depicting the possible paleolocation at depth of the Riley Brook polymetallic mineralization. The model suggests the base-metal rich veins are found at the root of an epithermal systems. 30

Figure 5. Localization of the grab rock samples collected during the 2024 exploration campaign conducted by Fancamp Exploration on the Riley Brook property, Victoria County, New Brunswick. 34

Figure 6. Localization of the soil samples (B Horizon) collected during the 2024 exploration campaign conducted by Fancamp Exploration on the Riley Brook property, Victoria County, New Brunswick. 35

Figure 7. Localization of Site 1 and 2 explored during the 2024 campaign conducted by Fancamp Exploration on the Riley Brook property, Victoria County, New Brunswick. 37

Figure 8. Localization of Site 3 and 4 explored during the 2024 campaign conducted by Fancamp Exploration on the Riley Brook property, Victoria County, New Brunswick 39

Figure 9. Localization of Site 5 and 6 explored during the 2024 campaign conducted by Fancamp Exploration on the Riley Brook property, Victoria County, New Brunswick. 40

Figure 10. Localization of grab rock samples collected during the August 2024 exploration campaign on the Riley Brook property, Victoria County, New Brunswick. 42

Figure 11. a) Felsic intrusive showing strong argilitization with mm-size quartz veinlets containing disseminated pyrite and hematite. Sample J023293, b) Sample from an angular boulder breccia (?) displaying strong silicification and pyrite + chalcopyrite (?) stringers. Sample J023857. 43

Figure 12. a) Vuggy vein with hematite surrounding the alteration halo. Sample J023284, b) mm-size quartz stockwork showing K-feldspar alteration of felsic intrusive and containing 0.5% pyrite and 5-10% hematite. Sample J023290. 44

Figure 13. Binary plots of original samples vs. duplicate samples concentrations for As, Ag, Au, Cu, Pb and Zn included with the suite of soil samples collected during May 2024 exploration campaign completed by Fancamp Exploration on the Riley Brook property. 48

LIST OF TABLES

Table 1. List of claims forming the Riley Brook property, New Brunswick. 6

Table 2. Major and trace element concentrations of grab samples collected during the 2024 exploration campaign of the Riley Brook property. 32

Table 3. Concentrations of blank samples from the 2024 soil survey completed by GeoExplore Survey Inc. on the Riley Brook property, Victoria County, New Brunswick. 47

APPENDICES

Appendix 1. Description, localization and analytical data for the soil samples collected during the 2024 exploration campaign conducted by GeoExplore Survey on the Riley Brook property. 61

Appendix 2. List of samples collected during the August 2024 exploration campaign performed by Fancamp Exploration with their UTM coordinates. 133

Appendix 3. Certificate of Analyses for the soil samples collected in 2024 by Fancamp Exploration. 138

Appendix 4. Certificate of Analyses for the grab rock samples collected in 2024 by Fancamp Exploration. 337

ITEM 1- SUMMARY

The Riley Brook property is located in northwestern New Brunswick, Canada and largely comprised within NTS sheet 21O3, with small areas to the south and west encroaching NTS sheets 21O2 and 21J14, in the Victoria County. The property, constituted of 6 contiguous claims (cells) and currently 100%-owned by Fancamp Exploration, covers an area of 30843 ha or 308.43 km^2.

On August 27, 2024, Fancamp Exploration Ltd. announced that it has entered into an agreement with Lode Gold Resources Inc. and "Spin Co" or "Gold Orogen". The agreement stipulates that Lode Gold will transfer all of its interests in its McIntyre Brook property located in New Brunswick and Fancamp will transfer all of its interests in the Riley Brook property located in New Brunswick to a newly incorporated joint- venture entity in which Fancamp and Gold Orogen will each own 50% of the outstanding shares. Fancamp will be the Operator of the New Brunswick exploration programs. Lode Gold will transfer to Gold Orogen, both its Golden Culvert properties and its nearby Win property situated in the Tombstone Belt of southeastern Yukon. Fancamp will invest $2,500,000 into Gold Orogen in exchange for such number of common shares as is equal to 19.9%. A portion of the Fancamp Investment will be completed through a flow through offering by Gold Orogen resulting in approximately $3,000,000 in proceeds. Golden Orogen will raise $1,500,000 by way of equity private placement in addition to the Fancamp Investment.

In May 2024, GeoExplore Survey Inc., on behalf of Fancamp, conducted a soil survey collecting 1171 samples from the B Horizon. Three grids were located in the north, central and southwest areas of the property. Each grid was established with a 150 m sample spacing. The soil samples were analyzed for 53 elements, including base and precious metals as well as other indicator elements. During the survey, a Fancamp Exploration junior geological engineer traveled to the Riley Brook property to determine the different access and collect grab rock samples from the several mineralized historical showings.

The junior engineer spent a nine-day period gathering 32 grab samples from 6 specific sites resulting into 29 analyses for base and precious metals and other indicator elements. Best assay values from grab samples came from rhyolitic and basaltic boulders mineralized in disseminated pyrite (1-2%) with Au concentrations of 0.046 g/t, and 0.114 g/t Au respectively. In the northern region of the property, in the vicinity of the Riley Lake showing, two grab samples returned concentration of 1250 and 639 ppm As, respectively, with another sample providing a Cu value of 250 ppm. In the course of the early part of August, 2024, geological engineers from Fancamp completed traverses in the bush, roamed the numerous logging and bush roads to find mineralized outcrops, boulders and scree, localize the historical drillholes collared on the property and try to find the sites of past trenches dug in the 2000's. A total of 250 grab rock samples were collected. The rock samples will be sent to Actlabs for analyses.

The western and central area of New Brunswick consists of NNE to SSW-oriented subparallel tectonostratigraphic belts defined on the basis of their age, rock type, and tectonic history. The Riley Brook area is underlain by rocks of the Tobique Group, part of the Tobique–Chaleur Zone, which extends from the south shore of the Gaspé Peninsula in Québec for approximately 250 km southwest, to the middle Paleozoic Matapedia Cover sequence. The Tobique Group is divided into the Costigan Mountain and Wapske formations. The Wapske Formation incorporates the bulk of the lithologies within the confines of the Riley Brook property and consists of bimodal volcanic rocks interlayered with sediments, predominantly deposited in a subaqueous environment. These sedimentary rocks comprise sandstone, slaty siltstone, minor volcaniclastic sediments and quartz-pebble conglomerate.

Felsic volcanic rocks are predominant and rhyolitic in composition (> 70% SiO_2). They are massive to flow banded, aphyric to feldspar-phyric and locally vesicular. Mafic volcanic rocks are composed of massive to pillowed, commonly vesicular, or rarely porphyritic flows and local hyaloclastites and basaltic tuffs.

Historical mineralization on the Riley Brook property occurred as disseminated, veins and veinlets rich in chalcopyrite (Cu), sphalerite (Zn), galena (Pb) ± Au spatially associated with altered (silicified, sericitized and epidotized) felsic rocks. The mineralization is most likely classified as a low to intermediate epithermal type based on its sulphide mineral assemblage and alteration. The most important

are the Riley Lake and Riley Brook showings. In Riley Brook, base metal sulphides (chalcopyrite, sphalerite, galena and pyrite) occur in rhyolite and rhyolite tuff associated with basalt and siltstone, shale and calcareous slate. Samples collected on the Riley Brook road carried anomalous values of Au (up to 38 ppb) and Pb (up to 770 ppm).

The Riley Lake showing exposes veins cutting felsic agglomerates and greywackes. One DDH intersected felsic volcanic rocks and greywacke containing disseminated and stingers of pyrite (1%) with specks of sphalerite, galena and chalcopyrite. One zone shows pyrite mineralization with minor sphalerite and galena in rhyolite blocks providing a best analytical result of 180 ppm Pb and 13100 ppm Zn. A grab sample represented a silicified, brecciated pyrite-rich dark grey rhyolite with minor galena and assayed 40 ppb Au and 2300 ppm As.

Diamond drilling and prospecting west of Bald Peak confirmed the presence of highly mineralized Pb-Zn samples in a silicified breccia zone. There, a mineralized zone yielding 12.5 % Pb-Zn along a rhyolite/sediment contact was found accompanied by another area with 5.8% Pb-Zn, 400 meters northwest. Drilling showed stockworks of Qtz-Cb with 5% pyrite.

Limited soil surveys with tight line spacing (50 x 50m or 100 x 100m) may be envisaged in areas of mineralization exposures or where important anomalies are detected. The author further recommend a 30-day exploration campaign to be conducted on the property. The use of an excavator to dig trenches and get rid of the pervasive overburden is essential owing to the thickness of the soil and till cover. Furthermore, a VTEM+ survey should be flown on the entire property. A total budget of $681,473 is suggested for this phase of exploration.

ITEM 2 INTRODUCTION AND TERMS OF REFERENCE

In July 2024, Fancamp Exploration Ltd. mandated Michel Boily (PhD., P. Geo., GÉON) to write a 43-101F1 Technical Report on the Riley Brook property located in northwestern New Brunswick, Canada. The Riley Brook property is 100% owned by Fancamp Exploration and constitutes a property of merit. The purpose of this report is to fulfill the requirements of the BC Security Commission concerning the National Instrument 43-101 Standards of Disclosure for Mineral Projects. The document summarizes the geological, structural and metallogical characteristics of the property and describes recent exploration conducted in 2024 by the Company. This report complies with the TSXV regulatory requirements and follows the guidelines and framework defined in the Form 43-101-F1 pertaining to National Instrument 43-101 "Standards of Disclosure for Mineral Projects". The study is based on in-house reports, maps and documents (assessment reports and geological publications) obtained by the author and from Fancamp. Several documents were also extracted from the New Brunswick Natural Resources and Energy Development website. A large part of these reports were prepared after the implementation of NI 43-101 norms and follow the accepted rules and procedures. The author believes the information provided in these reports is verifiable in the field and portrays a reasonable representation of the mineralization. The author also reviewed the claim tenures forming the Riley Brook property. All claims are in good standing. The author does not accept any responsibility for errors pertaining to this information.

The list of the property claims is presented in Table 1. Units adopted in this report adhere to the metric system. Precious metal concentrations are given in grams of metal per metric ton (g/t), in parts per million metal (ppm) or in weight percent (%). Tonnage figures are in dry metric tons unless otherwise stated. Currency units used are the Canadian Dollar ($CAD). The weight and the measurement which are implemented in the course of this study are in conformity with the nomenclature of the International System (IS).

ITEM 3 RELIANCE ON OTHER EXPERTS

The authors have not relied upon the Issuer or some other source for legal, political, environmental or tax matters relevant to the technical report.

ITEM 4 PROPERTY DESCRIPTION AND LOCATION

The Riley Brook property is located in northwestern New Brunswick and largely comprised within NTS sheet 21O/03, with small areas to the south and west encroaching NTS sheets 21O/02 and 21J/14, respectively (Figure 1). The property, constituted of 6 contiguous claims (cells) and currently 100%-owned by Fancamp Exploration, covers an area of 30,843 ha or 308.43 km^2 inside the Victoria County. The claims center is located approximately at UTM Coordinates 641652 mE and 5220627 mN (NAD83; Zone 19N) or 47°.123 Lat. N and -67.132 Long. W. The western and northern edges of the property are limited by Tobique River and Provincial Road 385 whereas the southern boundary is 8 km directly north of Provincial Road 108. The class II (Low impact) provincial Blue Mountain protected natural area (2347 ha) lies outside the claim area between the Tobique River and the western claims boundary. Plaster Rock (pop. 1,002) is the nearest village from the property situated 15 km to the WSW. Grand Falls (pop. 5,220) and Edmunston (pop. 16,437) are the nearest significant center of population located 48 and 95 km respectively as crows fly. The Riley Brook property was staked by Fancamp Exploration through the NB e-CLAIMS website of the New Brunswick Natural Resources and Energy Development. UTM coordinates and grid contours on the geological maps are extracted from the information given on the NB e-CLAIMS website.

On August 27, 2024, Fancamp Exploration Ltd. announced that it has entered into an agreement with Lode Gold Resources Inc. and “Spin Co” or “Gold Orogen”. The agreement stipulates Lode Gold will transfer all of its interests in its McIntyre Brook property located in New Brunswick and Fancamp will transfer all of its interests in the Riley Brook property located in New Brunswick to a newly incorporated joint-venture entity in which Fancamp and Gold Orogen will each own 50% of the outstanding shares. Fancamp will be the Operator of the New Brunswick exploration programs. Lode Gold will transfer to Gold Orogen, both its Golden Culvert property and its nearby Win property situated in southeastern Yukon.

Fancamp will invest $2,500,000 into Gold Orogen in exchange for such number of common shares as is equal to 19.9%. A portion of the Fancamp Investment will be completed through a flow through offering by Gold Orogen resulting in approximately $3,000,000 in proceeds. Golden Orogen will raise $1,500,000 by way of equity private placement in addition to the Fancamp Investment.

Pursuant to the New Brunswick Mining Act, Fancamp Exploration is required as a mineral claim holder to provide all landowners with notification of the registration of a mineral claim. There are currently 27 landowners who received notification. Acadian Timber Corp. who owns the land to harvest timber on nearly 88% of the property was also duly informed. Crownland occupies nearly 12% of the property area (36.7 km^2) and occurs on the western edge of the staked terrain. There are no aboriginal rights on the property.

According to the New Brunswick government records, no part of the land covered by the property is a park or mineral reserve. The property is devoid of royalties, back in rights, payments, or other encumbrances. The Issuer currently does hold all the claim titles of the Riley Brook property. The Riley Brook property is not subject to environmental liabilities except for those specified in the Mining Act of New Brunswick (Chap. M- 14.1). Mining exploration is currently permitted on the entire surface. There are no other significant factors and risks that may adversely affect access, title, or the right or ability to perform work on the property. The author is unaware of environmental liabilities, public hazards or other significant factors and risks that may affect access, title or Fancamp Exploration's right or ability to perform the exploration work required to advance the property.

Table 1. List of claims forming the Riley Brook property, Victoria County, New Brunswick.

Tenure_no.	Name	NTS Sheet	Claims	Tenure_ Type	Update_Time	Entry_time	Area (Ha)	Area (km^2)	Units
11303	Riley Brook 1	21O/02	NB -eClaims	M	3/28/2024	3/28/2024	5088.72	50.89	232
11304	Riley Brook 3	21O/02, 21O/03	NB -eClaims	M	3/28/2024	3/28/2024	5509.75	55.10	248
11305	Riley Brook 2	21O/02	NB -eClaims	M	3/28/2024	3/28/2024	5447.80	54.48	271
11306	Blue Mountain Lake	21O/02	NB -eClaims	M	3/28/2024	3/28/2024	5074.79	50.75	235
11307	Riley Brook 5	21O/02	NB -eClaims	M	3/28/2024	3/28/2024	5123.49	51.23	237
11308	Riley Brook 6	21O/02, 21J/14	NB -eClaims	M	3/28/2024	3/28/2024	4599.02	45.99	210

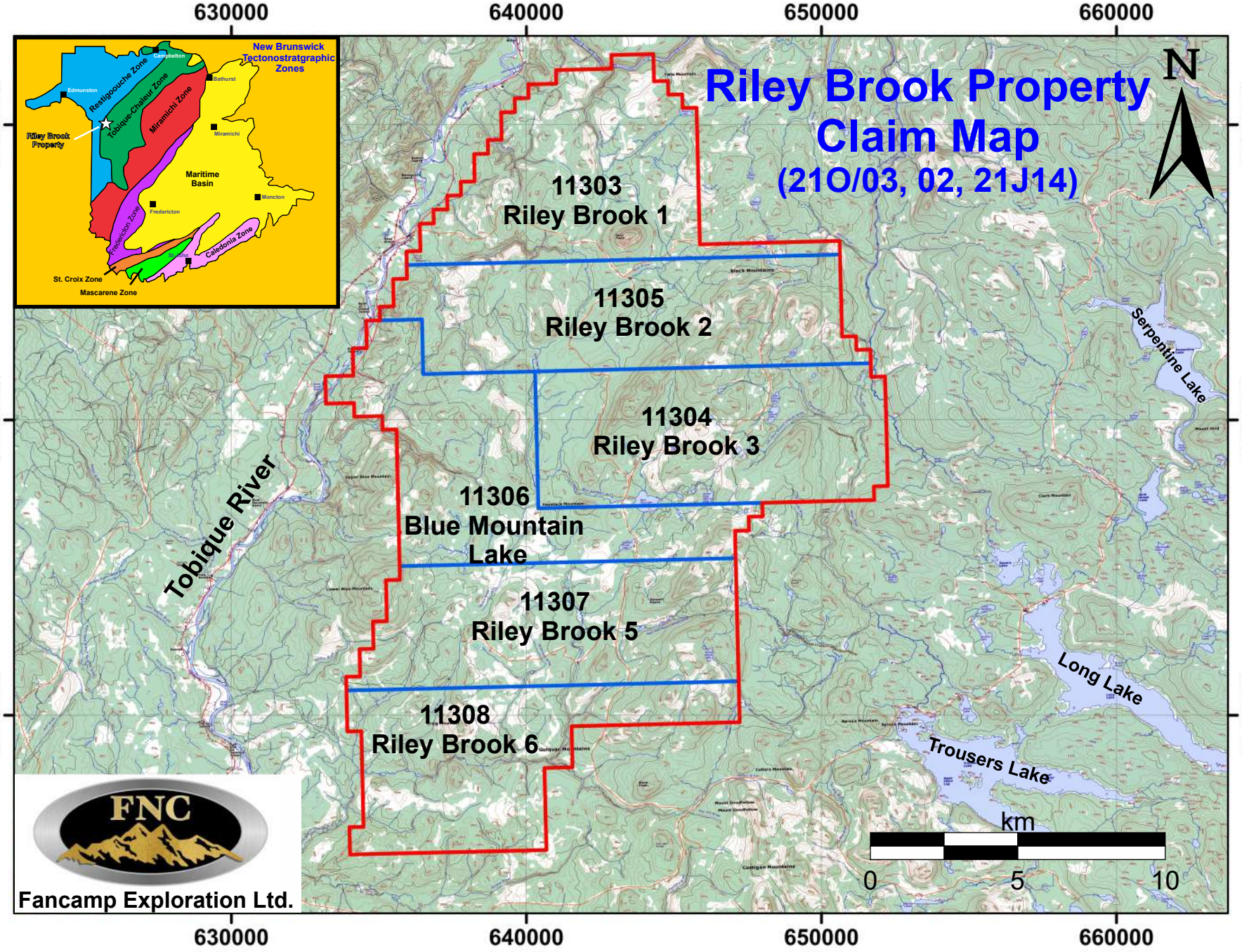

Figure 1. Claim map of the Riley Brook property, Victoria County, New Brunswick.

ITEM 5 ACCESSIBILITY, CLIMATE, LOCAL RESOURCES, INFRASTRUCTURE AND PHYSIOGRAPHY

5.1- Accessibility

Access to the Riley Brook property from Edmunston, NB is primarily via the Trans Canadian Highway (NB-E) traveling southeast for 66 km to the town of Grand Falls where we connect with provincial road 108 which leads to the village of Plaster Rock, 36 km to the southeast. 2.4 km north of Plaster Rock we arrive at the intersection of roads 108 and 385. One must travel northward for 40 km on provincial road 385 until reaching the bridge crossing the Tobique River at Riley Brook. After the river crossing, a gravel road leads directly east to the center of the property. There are numerous forestry roads in good condition leading to all corners of the property including the sites of historical showings.

5.2- Climate

The climate of New Brunswick is continental, with freezing, snowy winters and pleasantly warm summers. Although New Brunswick is a maritime province, facing the sea on two sides (the Gulf of Saint Lawrence to the east and the Bay of Fundy to the south), winter is very cold because air masses generally come from the interior. Moreover, a cold current flows in the sea. Edmundston, a city located 95 km west of the Riley Brook property, experiences relatively short but temperate summers (Late May to Late September) with average maxima and minima of 25.0°C and 11°C (July). Winter is cold and starts in November and lasts until May, with extensive snow precipitations (258 cm) during this period. Average temperatures reach -19.1°C (min) and -6.9°C (max) in January. The optimum length of the operating season ranges from Early May to Early November, when mining companies usually conduct their field work such as geological mapping, drilling, overburden stripping/trenching, soil survey and rock sampling. However, airborne/ground-based geophysical surveys and drilling can be carried out year long, except for radiometric surveys.

5.3- Flora and Fauna

About 5 per cent of the province of New Brunswick is farmland. Most of the remainder of the province is under forest cover. Today less than one per cent of old growth Acadian forest remains and most of the province is forested with secondary or tertiary forest. Spruce and fir are the leading softwoods, followed in importance by cedar and white pine. Jack pine, red pine, hemlock and larch are also present. Important hardwoods include red and sugar maples, poplar, white and yellow birch, and beech. Other hardwoods include ash, elm, hop hornbeam and red oak.

Forest ecosystems support large carnivores such as the bobcat, Canada lynx, and black bear, and large herbivores symbolized by the moose and white-tailed deer. Other mammals include raccoon, red fox, otter, coyote, musket, mink, beaver, snowshoe hare, porcupine, chipmunk and squirrel.

5.4- Local Resources and Infrastructures

Major infrastructures related to the Riley Brook property reside in a network of logging roads which provide access to all parts of the property. Provincial road 385 abuts the property past the Tobique River crossing at the Riley Brook village. The local electric grid along the road can provide electricity, however the nearest 3,000 kW transmission line is located 8 km to the northeast on the northern shore of the Sisson Branch Reservoir. The nearest “large” population centers are Grand Falls (pop. 5,220) and Edmunston (pop. 16,437) which can provide manpower and offer several services, including lodging, food, gas, health clinic, car, and truck rental. Edmundston is served by New Brunswick Route 2, a four-lane all weather divided highway and, on the other side of the Saint John River, by U.S. Route 1. There is a municipal airport 17 km north of Edmundston which serves general aviation traffic. Water for drilling can be obtained from numerous streams and lakes scattered throughout the property.

5.5- Physiography

New Brunswick lies within the Appalachian range of northeastern North America. The Riley Brook property belongs to the Chaleur Uplands physiographic divisions. The

Uplands extend across central Maine to northern New Brunswick and includes most of the drainage area of the Saint John and Restigouche rivers. It is a peneplain ranging in height from 250 m to 300 m cut by valleys and broken by ridges and peaks. Overall, relief throughout the Riley Brook property is moderate ranging from 250 m to 622 m (A.S.L,) north of Sewell Brook. Topography consists of gentle hills and slopes with more prominent hills scattered throughout the area (which are probably comprised of rhyolitic plugs and/or domes).

New Brunswick rivers drain into the Gulf of St. Lawrence to the east or to the Bay of Fundy in the south. Locally the watershed is controlled by the Tobique River. Formed just outside the small community of Nictau, its two main tributaries are the Little Tobique River and the Campbell River. The Tobique River travels down south through the town of Plaster Rock, where it is joined by the Wapske River flowing west to the Saint John River.

There are no mineral resources or mineral reserves on the Riley Brook property according the CIM definition standards and guidelines for Mineral Resources and Reserves. There are no existing mine workings, tailing ponds, waste deposits and important natural features and improvements relative to the outside property boundaries. However, the property contains mineralized zones manifested by stripped outcrops, small pits and/or trenches. There is sufficient unused land within the Riley Brook claim block for waste and tailing disposal and the construction of a mine and milling installations.

ITEM 6-HISTORY

6.1- Riley Brook 1

1957 - Vi-Nor Exploration Co. Ltd.- Soil samples collected in an area characterized by an electromagnetic anomalous zone. Report 470823.

1989 - Novagold Resources Inc. 122 stream sediment samples and 48 rock samples collected near streams. Report 473710.

1989 - Novagold Resources Inc. Prospecting, geophysical surveys, and soil geochemical surveys covering 32 claims. No Au and Ag values associated with altered rocks. VLF-EM and Total Field Magnetometer geophysical surveys. Report 473770.

1989 - Rio Algom Exploration Inc. Geochemical analysis of stream sediments and prospecting west of Bald Peak. Report 473772.

1993 - Freewest Resources. Geophysical surveys, including magnetic surveys, VLF electromagnetic surveys, and induced polarization surveys west of Bald Peak. 600 soil samples (B horizon) and rock samples were analyzed for Cu, Pb, Zn, and Ag. 3 anomalous Pb-Zn-Ag zones coincided with geophysical anomalies. Report 473316.

1993 - Freewest Resources. Geological mapping and diamond drilling (422.8m) targeting "low mag" areas west of Bald Peak. Intersections of silica/sericite alteration zones, with no economically significant results.

2001 - VenCan Gold Corp. Diamond drilling (70.8m) and prospecting west of Bald Peak. Prospecting confirmed the presence of highly mineralized Pb-Zn samples in a silicified breccia zone. A mineralized zone yielding 12.5 % Pb-Zn along a rhyolite/sediment contact was found accompanied by another zone (5.8% Pb-Zn) 400 meters northwest. Drilling showed stockwork Qtz-Cb zones with 5% pyrite. Report 475404.

6.2-Riley Brook 2

1957 - McIntyre Porcupine Mines Ltd. Geological, stream sediment, and geophysical surveys. Low conductivity geophysical anomalies were identified. Discovering of the Mable Brook showing. Report 470819.

1979 - Mattagami Lake Mines Ltd. IP and resistivity geophysical survey over the Mable Brook area. No chargeability anomalies were detected. Report 472430.

1980 - Mattagami Lake Mines Ltd. Diamond drillings were conducted near the Riley Lake showing. Report 472537.

1980 - Canadian Occidental Petroleum Ltd. 20 claims staked in the Blacks Mountains. Report 472558.

1981 - Canadian Occidental Petroleum Ltd. Soil geochemistry and geological survey. Three anomalous zones were detected. Report 472702.

1981 - Mattagami Lake Mines Ltd. Diamond drilling (821m) in the Maple Brook area. No

economically significant mineralized zones were intersected. Report 472733.

1988 - DV Venugopal Venus and Associates. Soil geochemical survey (B samples) showing anomalous zones in Au and Ag near Riley Lake. Magnetometer and VLF surveys. EM-16 and Fraser Filter survey on a 200 x 25m grid. Prospecting, grab rock sampling. E/NE fault/shear zone coinciding with a magnetic anomaly and a VLF conductor identified. Report 474132.

1990 - James G. Burns. Soil geochemical survey (B horizon). Arsenic anomaly at the contact of rock units. Report 473946.

1990 - James Burns. Road prospecting, rock sampling. 15 samples with anomalous Au values (10 to 100 ppb). Report 473947.

1991- James G. Burns. Mable Brook showing. Soil survey (B horizon samples) showing Cu, Pb, and Zn anomalies at shale/rhyolite contact. Report 474082.

1993 - Novagold Resource Inc. Riley Lake showing. 20 of Burns' samples submitted for X-ray analysis. Data and anomalies were confirmed. Report 474383.

1999 - Miramichi Minerals Ltd. Riley Lake area extending to Mable Brook and southward. Prospecting identified three mineralized zones within a large hydrothermal alteration area associated with the western flank of felsic volcanic sequence near a sedimentary contact. Stream sediment survey resulting in a large Pb-Zn anomaly associated with zones B and C. Soil anomalies found near zones B and C. An IP survey indicated chargeability anomalies corresponding to zones A and C mineralization.

Zone A (Riley Lake showing) contains sphalerite, galena, and chalcopyrite mineralization at the eastern end of Riley Lake. Best analytical result: 6180 ppm Pb and 13100 ppm Zn from rhyolitic blocks. Zone A extends westward through a series of mineralized blocks along a recently developed forest road. Pyrite with minor sphalerite and galena is found in rhyolite and amygdaloidal basalt blocks. Zone B (Black Mountain): Large zone of base metal mineralization and hydrothermal alteration at the core of the property. Prospecting revealed many altered and mineralized blocks. Samples from this zone contain up to 1493 ppm Cu, 7460 ppm Pb, and 2560 ppm Zn. Zone C (Mable Brook): Silicified and base metal mineralized zone occurring as debris in several trenches and test pits. Samples collected from the debris surrounding the trenches contain traces of pyrite, sphalerite, and galena, resulting in values up to 3040 ppm Pb and 1102 ppm Zn. Report 474837.

1999 - Miramichi Minerals Ltd. 1649.83 m of diamond drilling distributed across 9 holes testing the IP and geochemical anomalies. Zone B: Hole BM97-9 intersected a 10-meter-wide sulphide mineralization zone with anomalous results up to 4832 ppm Pb and 8225 ppm Zn in mafic tuff. Zone C: Holes BM97-4 to BM97-8 intersected altered felsic volcanic having anomalous lead and zinc values. Best intersection: 0.52% Pb, 0.85% Zn, 11.34 g/t Ag over 3.7 m.

6.3- Riley Brook 3

1957 - McIntyre Porcupine Mines Ltd. Geological, stream sediment, and geophysical surveys were conducted south of Mable Brook. Low conductivity geophysical anomalies were identified. Report 470819.

1967 - Newmont Mining Corporation of Canada. Discovering of a sheared zone mineralized in disseminated chalcopyrite with sporadic small veins of sphalerite northeast of Blue Mountain Lake. Three samples yielded grades of 0.16% Cu. Report 470821.

1980 -- Canadian Occidental Petroleum Ltd. Geological mapping, stream sediments and water sampling. Reports 472551 and 472560**.**

1991 - Noranda Exploration Co. Ltd. High-resolution airborne geophysical surveys (EM, VLF, MAG) flown over the Riley Brook 3-5-6 and Blue Mountain Lake properties. Three target zones were identified. Report 475958.

1993- Noranda Exploration. Airborne and magnetic HEM, VLF-EM survey showing three favorable zones where VLF-EM conductors are crossed by east-west trending faults or magnetic trends. Prospecting and collection of grab samples. One sample returned values of 2.52% copper and 2.20% zinc in a heavily mineralized gossan in contact with a gabbro. Another showing (Moore-Murphy), located northeast of Blue Mountain Lake, returned values of 0.7% copper and 12% zinc in a light greenish gray dacite with mineralized amygdules. Soil samples were collected along the Stewart Peaks produced anomalous base metal values, reaching 1000 ppm Zn and 520 ppm Pb. Report 474094.

1994 - Noranda Exploration. Follow-up to report 474094. The best geophysical and geochemical anomalies were assessed by drilling or stripping and 5 trenches. No significant result was found. Report 474251.

2000 - Scott Mitchell. Follow-up to report 475958. Soil geochemical survey (B-horizon) in the Blue Mountain Lake area analyzed for Cu-Zn-Pb resulting in anomalous values. Re-sampling of a historical trench provided values of 0.48% Cu over 20 m and 1.79% Cu over 1 m. Report 475050. 2001 - Scott Mitchell. Magnetometer survey and prospecting around an historical trench. Report 475194**.**

6.4- Blue Mountain River

1956 - Conwest Exploration Co. Ltd. Airborne electromagnetic survey also covering Riley Brook 5 and 6. Several anomalies were detected. Report 470802.

1967 - Newmont Mining Corporation of Canada. Discovery of a sheared and disseminated chalcopyrite mineralized zone northeast of Blue Mountain Lake. The zone appears as irregular disseminations with small veins of sphalerite. Report 470821.

1980 - Canadian Occidental Petroleum Ltd. Prospecting and stream sediment survey detecting anomalous U, Zn, Pb, and Au concentrations. Report 472552.

1991- Novagold Resources Inc. Stream sediment sampling. Report 473671.

1991 - Novagold Resources Inc. Grab rock sampling. No geochemical anomaly was detected. Report 474061.

1993 - Noranda Exploration Co. Ltd. Several high-resolution airborne geophysical surveys covering over the Riley Brook 3-5-6 and Blue Mountain Lake claims. EM and VLF survey detected three target zones. Report 475958.

1994 - Noranda Exploration Co. Ltd. IP survey and trenching. No significant results were reported. Report 474251.

1998 - PGE Resources Co. Soil geochemical survey (B Horizon) resulting in east-west parallel anomalous Cu, Hg, Ba, Ag, As concentrations at the contact of felsic-mafic volcanics.

1999 -- PGE Resources Co. Blue Mountain showing also extending to Riley Brook 5 claims. Stream sediments and B-horizon soil sampling. Several Ag, As, Sb, Pb, Zn and Hg anomalies detected. Report

474848.

1993 - Noranda Exploration. Airborne and magnetic HEM, VLF-EM surveys. Three favorable zones were selected where VLF-EM conductors are crossed by EW- trending faults or magnetic trends. Sampling of the Moore-Murphy showing, located northeast of Blue Mountain Lake, returned values of up to 0.7% Cu and 12% Zn from an amygdular dacite. B-horizon soil sampling lead to. anomalous base metal values, including 1000 ppm Zn and 520 ppm Pb. 5 trenches on the anomalous zones. Report 474094.

6.4- Riley Brook 5

1957 - McIntyre Porcupine Mines Ltd. Geochemical survey and airborne magnetic and electromagnetic surveys. No targets were detected. Report 470820.**1976 -** Amoco Canada Petroleum Co Ltd. Geochemical soil survey. No significant results. Report 470359.

1980 - Canadian Occidental Petroleum Ltd. Preliminary prospecting. Stream sediments sampling detected U, Zn, Pb, and Au anomalies. Report 472552.

1980 - Canadian Occidental Petroleum Ltd. Prospecting. Soil, stream sediment and water geochemical surveys. Several U, Cu, Pb, and Zn anomalous samples. Report 472557.

1981 - Canadian Occidental Petroleum Ltd. Follow-up of Report 472552. Geochemical soil survey analyses yielded 10 anomalies (Zn, Pb, Ag, and U). Report 472700.

1981 - Canadian Occidental Petroleum Ltd. Follow-up of Report 472557. Soil survey detected 9 anomalous zones (Zn, Pb, Ag, and U). Grab sampling. Best result from rock sample: 5680 ppm Pb, 4640 ppm Zn, 4.2 g/t Ag. Report 472703.

1982 - Canadian Occidental Petroleum Ltd. Detailed mapping of the property. Soil geochemical survey (B horizon). Report 472798.

1994 - Brunswick Mining and Smelting Corp. 2 trenches, one DDH and an IP geophysical survey. Silica and sericite alteration zones are present in rhyolite. Pyrite fracture fillings and stringers (5-10% pyrite) interpreted as the source of the IP anomaly. Report 474251.

1997 - Novagold Resource Inc. VLF-EM and magnetometer survey. Two anomalous zones were detected. Report 474824.

1997 - Connecticut Development Corp. VLF, magnetic, and Max-Min geophysical surveys. Soil sampling. Slight anomalous Cu zone associated with high Pb and Zn anomalies related to a geophysical anomaly. Several Zn-Pb-Cu anomalous zones were identified on the property. Four DDHs (603 m) assessed the geochemical and geophysical anomalies. On hole (SW97-01) revealed a best intersection of 1.6 m @ 2360 ppm Pb, 8740 ppm Zn, 2.18 g/t Ag. DDH SW97-03 intersected 2 mineralized zones : 1) 0.15 m @ 15600 ppm Pb, 62300 ppm Zn, 28.69 g/t Ag, and 20 ppb Au, 2) 0.1 m @ 8490 ppm Pb, 18500 ppm Zn, and 12.77 g/t Ag. Report 474985.

1998 - NovaGold Resources Inc. Soil sampling revealed weak anomalous Zn, Pb, and As zones sub-parallel/parallel to previously identified geophysical anomalies (VLF-EM and magnetic). Report 475027.

1999 - PGE Resources Co. Stream sediments and B-horizon soil surveys. Several Ag, As, Sb, Pb, Zn, Hg anomalies were detected. Report 474848.

1999 - Connecticut Development Corp. Geochemical surveys and VLF survey showing EW-oriented structures and 4 Pb-Zn-Cu anomalies. Report 474841.

1999 - Connecticut Development Corp. B-horizon geochemical soil surveys. Pb, Cu, and Zn were analyzed. One anomaly characterized by concentrations of 14400 ppm Pb, 2000 ppm Zn, and 222 ppm Cu. Report 474840.

1999 - Connecticut Development Corp. Follow-up of report 474840. Geochemical soil surveys (B-Horizon). Pb, Zn, and Cu were analyzed. A VLF and magnetometer survey indicated several small, well-defined anomalies coinciding with soil survey anomalies. Two DDHs (193 m). One hole (LB97-02) intersected a 16 m mineralized zone with the best sample producing a 2 m interval @ 0.11% Pb, 2.24% Zn, 6.32 g/t Ag. Report 474997.

6.5- Riley Brook 6

1956 - Conwest Exploration Co. Ltd. Airborne electromagnetic survey covering part of Riley Brook 5 and 6. Several anomalies were detected. Report 470802.

1959 - East Trinity Mines Limited. Soil geochemical survey. No certificate of analysis. Report 470549.

1991 - Novagold Resources Inc. Prospecting, rock sampling. A strong intense silica alteration zone was found. Report 473683.

1992 - Novagold Resources Inc. Geophysical surveys including IP, VLF-EM, Total Field Magnetic and Gradient Magnetic. Soil sampling, prospecting. Several IP anomalies coinciding with base metal soil anomalies were identified and tested by 5 DDHs. Several DDHs intersected thick silica and sericite alteration zones and disseminated mineralization. A favorable horizon for sulphide precipitation was identified along the upper contacts of the youngest stratigraphic unit. Report 474186.

1993 - Novagold Resources Inc. Gravimetric and IP surveys discovered some targets in alteration zones. No target corresponding to the massive sulphide anomaly of the Sewell Brook deposit was identified. Report 474322.

2000 - Novagold Resources Inc. Off property work to define the Sewell Brook-type deposit. One diamond drilling (SW-96-26 (170m)) on the property intersected chlorite alteration zones and traces of pyrite. Report 475168.

ITEM 7 GEOLOGICAL SETTING AND MINERALIZATION

7.1-The Appalachian Orogen of New Brunswick

The Appalachian Orogen of New Brunswick is divided into northeast-trending tectonostratigraphic zones (Figure 2). The Caledonia Zone is underlain by a Middle Proterozoic quartzite-carbonate sequence and a succession of Late Proterozoic volcanic and associated intrusive rocks. The St. Croix, Miramichi, and Elmtree zones contain volcanic assemblages with chemical signatures attributed to supra-subduction zone. The St. Croix Zone is characterized by Late Cambrian to Early Ordovician volcanic rocks and Early to Middle Ordovician shale and wacke. The Miramichi Zone comprises Early to Middle Ordovician volcanic rocks built upon a thick substratum of Cambrian turbidite.

The Elmtree Zone is underlain by a Middle Ordovician ophiolitic suite. The Fredericton and Restigouche zones contain thick successions of calcareous and siliciclastic turbidite ranging from Late Ordovician to Early Devonian. The Mascarene and Tobique–Chaleur zones are underlain by Silurian to Early Devonian volcanic rocks interbedded with shallow-marine to fluviatile sedimentary rocks. The volcanic rocks possess intraplate chemical signatures and probably erupted in transcurrent basins formed as a result of oblique continental convergence. The Maritimes Basin includes Late Devonian to Carboniferous fluviatile conglomerate and sandstone sequences, shallow-marine limestone and evaporite, lacustrine oil shale, and subaerial volcanic rocks.

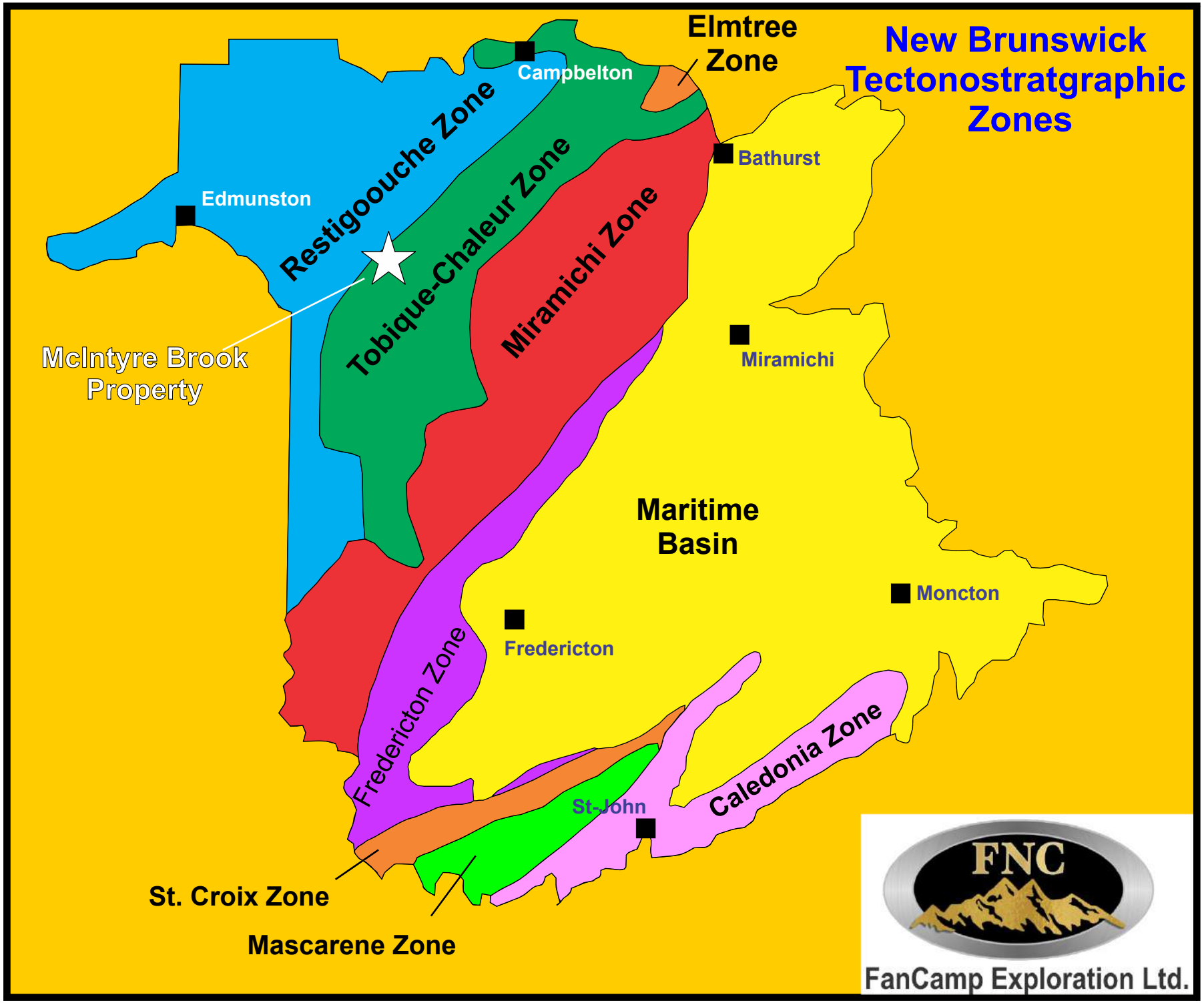

Figure 2.Tectonostratigraphic zones of the Appalachian Orogen of New Brunswick.

7.2- Regional Geology of Northern New Brunswick

Northern New Brunswick, adjacent Québec, and the state of Maine (USA) are underlain by two Cambrian to Middle Ordovician tectono-stratigraphic zones (Gander and Dunnage zones) and unconformably overly Late Ordovician to Early Devonian cover sequences forming part of the northern Appalachians region. The Ordovician-Devonian rocks are divided from the northwest to southeast into three tectono-stratigraphic zones: the Connecticut Valley-Gaspé Synclinorium, the Aroostook-Percé Anticlinorium, and the Tobique-Chaleur zone (Bourque et al. 1995). The region is characterized by two major regional-scale structural breaks marking the boundaries of these tectono-stratigraphic zones: the Restigouche-Grand Pabos and the Rocky Brook-Millstream faults.

The western and central area of New Brunswick consists of NNE to SSW-oriented subparallel tectonostratigraphic belts defined on the basis of their age, rock type, and tectonic history (Fyffe and Fricker 1987; Fyffe et al. 2011). The Riley Brook area is underlain by rocks of the Tobique–Chaleur Zone, which extends from the south shore of the Gaspé Peninsula in Québec for approximately 250 km southwest, to the middle Paleozoic Matapedia Cover sequence (Wilson, 2006). The Tobique–Chaleur Zone is divided into northern and southern parts by the Rocky Brook–Millstream Fault. North of this structure, the Tobique–Chaleur Zone contains sequences of Silurian clastic and carbonate sedimentary rocks, and felsic and mafic volcanic rocks, which are included in the Quinn Point, Dickie Cove, Petit Rocher, and Chaleur groups (Wilson and Kamo2012). These sequences are overlain by Early Devonian mafic and felsic volcanic and sedimentary rocks of the Dalhousie Group (Walker and McCutcheon 1995; Wilson and Kamo 2012). Silurian rocks are largely absent south of the Rocky Brook–Millstream Fault, where the Tobique–Chaleur Zone instead is underlain mainly by Early Devonian volcanic and sedimentary rocks of the Tobique Group (Wilson, 1992; Walker and McCutcheon 1995).

The Tobique Group is divided into the basal Costigan Mountain Formation overlain by the Wapske Formation. However, inapplicable in the Riley Brook area, the units forming the Costigan Mountain Formation pinch out and replaced by interfingering assemblages of felsic and mafic volcanic and sedimentary rocks. The Wapske Formation incorporates the bulk of the lithologies within the confines of the Riley Brook property,The Wapske formation consists

of bimodal volcanic rocks interlayered with sediments, predominantly deposited in a subaqueous environment.

7.3- Geology of the Riley Brook Property

7.3.1.- Sedimentary Rocks

Sedimentary rocks of the Tobique Group on the Riley Brook property are included in the Wapske Formation and comprise grey to green, thin- to medium-bedded and fine- to medium-grained sandstone, slaty siltstone, and minor volcaniclastic sediments and quartz-pebble conglomerate. Massive layers of thick-bedded sandstone or siltstone are locally present. Bedforms comprise graded, parallel-laminated and local cross-laminated beds. Fossiliferous beds are common representing a benthic assemblage deposited at depth < 200 m (Wilson, 1992).

7.3.2- Mafic Volcanic Rocks

Mafic volcanic rocks of the Wapske Formation comprise massive to pillowed, commonly vesicular, or rarely porphyritic flows and local hyaloclastites and basaltic tuff. Textures of massive and pillowed basalts are most commonly intergranular. Basalts display a mineralogy characterized by albitized plagioclase laths (50-80%), chlorite (10-25%) and Fe-Ti oxides (up to 20%) with minor calcite, titanite (sphene) and locally epidote. Clinopyroxene (augite) is present in amounts up to 40% in places, but is rarely preserved, having been altered to chlorite, titanite, oxides and/or epidote. Plagioclase phenocrysts, when present, rarely exceed 15%, and may be up to 1 cm in size. Mafic fragmental rocks consist of lapilli tuff and hyaloclastite. Basaltic tuff typically contains fragments of scoria that are irregular to lenticular in shape. Pillow structures, spilitic mineralogy hyaloclastic textures and local palagonitic alteration are all characteristic of subaqueous deposition (Wilson, 1992).

7.3.3- Felsic Volcanic Rocks

Felsic volcanic rocks of the Wapske Formation are rhyolitic (> 70% SiO_2). They are commonly dark grey to green in color, massive to flow-banded, aphyric to feldspar- phyric and locally vesicular. Felsic volcanic rocks display several textures such as glassy, perlitic and spherulitic

(Wilson, 1992). Some are devitrified and fragmental. Microbrecciated rhyolites are observed locally and are spatially related to the glassy rhyolite. Perlitic and spherulitic rhyolite commonly displays chloritic or sericitic alteration. The rhyolites contain 15% euhedral to subhedral K-feldspar phenocrysts rarely exceeding 3 mm in size. Sericitization commonly affect the felsic rocks totally replacing potassium feldspar in some cases. Massive to flow-banded, perlitic or devitrified rhyolite locally transitions from a zone of brecciation into a finely brecciated rock showing angular fragments in a vitric matrix of finely granulated felsitic material. The fragments and groundmass are moderately to extensively sericitized or chloritized. Medium- to coarse-grained chloritized volcaniclastic rocks containing clasts of perlitic, spherulitic or banded rhyolite overlie units of microbrecciated rocks. These volcaniclastic rocks are also locally intercalated with siltstone or sandstone beds. Pyroclastic rocks forming vitric-crystal, vitric-lithic, and pumiceous vitric lapilli tuff are found with all felsic suite but are least important volumetrically. Pyroclastic rocks include polymict lithic fragments in a vitric groundmass of bubble-wall shards and spicules. The pyroclasts are pumice lapilli, crystals or crystal fragment. Feldspar crystals are present with rare quartz crystals with accessory lithic clasts including fragments of perlitic, spherulitic, or flow-banded rhyolite derived from underlying lava flows (Figure 3).

7.3.4- Intrusive Rocks

Plutonic rocks in northern and central New Brunswick comprise Early Paleozoic (Early– Middle Ordovician) foliated granites and much less abundant gabbro that are co- magmatic with volcanic rocks of the Popelogan Arc and Tetagouche Backarc Basin. Middle Paleozoic generally unfoliated felsic to mafic intrusions range in age from 423 Ma to 364 Ma (Late Silurian–Late Devonian). The inverted-cone-shaped hill of Haystack Mountain and Bald Peak consist of fine-grained porphyritic felsic to intermediate intrusive rock most likely representing subvolcanic feeder pipes for felsic volcanic units. Local outcrops of feldspar-rich rocks may form shallow plutonic equivalents of some felsic extrusive rocks.

There are two assemblages of mafic intrusive rocks. One suite may be contemporaneous with volcanic activity and represents feeders for the mafic extrusive rocks, whereas a later suite includes post-Acadian dykes and small stocks.

7.3.5- Structure and Metamorphism

Volcanic rocks in the Riley Brook area are oriented NE-SW to NNE-SSW parallel the regional orientation of the Tobique Zone. The volcanic assemblage is younger toward the west and dips to the west away from the fault contact with the Miramichi Terrane.

Sedimentary rocks locally reveal open to close folds, with the large competent felsic volcanic suites being relatively unaffected. Most sedimentary rocks, and some mafic volcanic rocks, are affected by a penetrative cleavage axial planar to folds and parallel to the regional strike. Major faults, such as the Blue Bell fault, also trend NE-SW to NNE- SSW. Late-stage faulting, oriented ENE-WSW and ESE-WNW offset the various volcanosedimentary units in the Riley Brook area.

The Tobique Group is characterized by a sub-greenschist metamorphic grade. The basaltic rocks display an albite = chlorite + calcite + epidote + titanite = pumpellyite + prehnite mineral paragenesis. Sedimentary and felsic volcanic rocks normally contain only sericite and chlorite as secondary minerals (Wilson, 1992).

7.3.6- Geochemistry of Volcanic Rocks

The Siluro-Devonian volcanic rocks of northern New Brunswick display a wide range of SiO_2, contents varying from 46% to >75% (Dostal et al., 1989). Intermediate rocks with SiO_2, in the range of 58 to 69% constitute only a minor part of the sequence. The mafic rocks are predominantly basalts and basic andesite with <57% SiO_2 and are usually subalkaline, some being transitional. Their composition resembles that of continental tholeiites. The REE (Rare Earth Element) patterns of basaltic rocks exhibit distinct light REE (LREE) enrichment and a gradual depletion of heavy REE (HREE). The patterns of chondrite-normalized abundances of incompatible elements show an overall progressive increase from the less incompatible elements (Y and Yb) towards highly incompatible LREE and Th, usually accompanied by negative Nb and Ta anomalies, which are typical of volcanic-arc rocks and some continental tholeiites (Pearce 1982; Dostal and Dupuy 1984). However, compared with volcanic-arc rocks, the mafic rocks have higher abundances of High-Field-Strength elements (HFSE; ex: Zr, Ta, Nb) and different ratios of several of these elements. On the basis of the relationship between HFSE, the basalts in all the suites are of within-plate type.

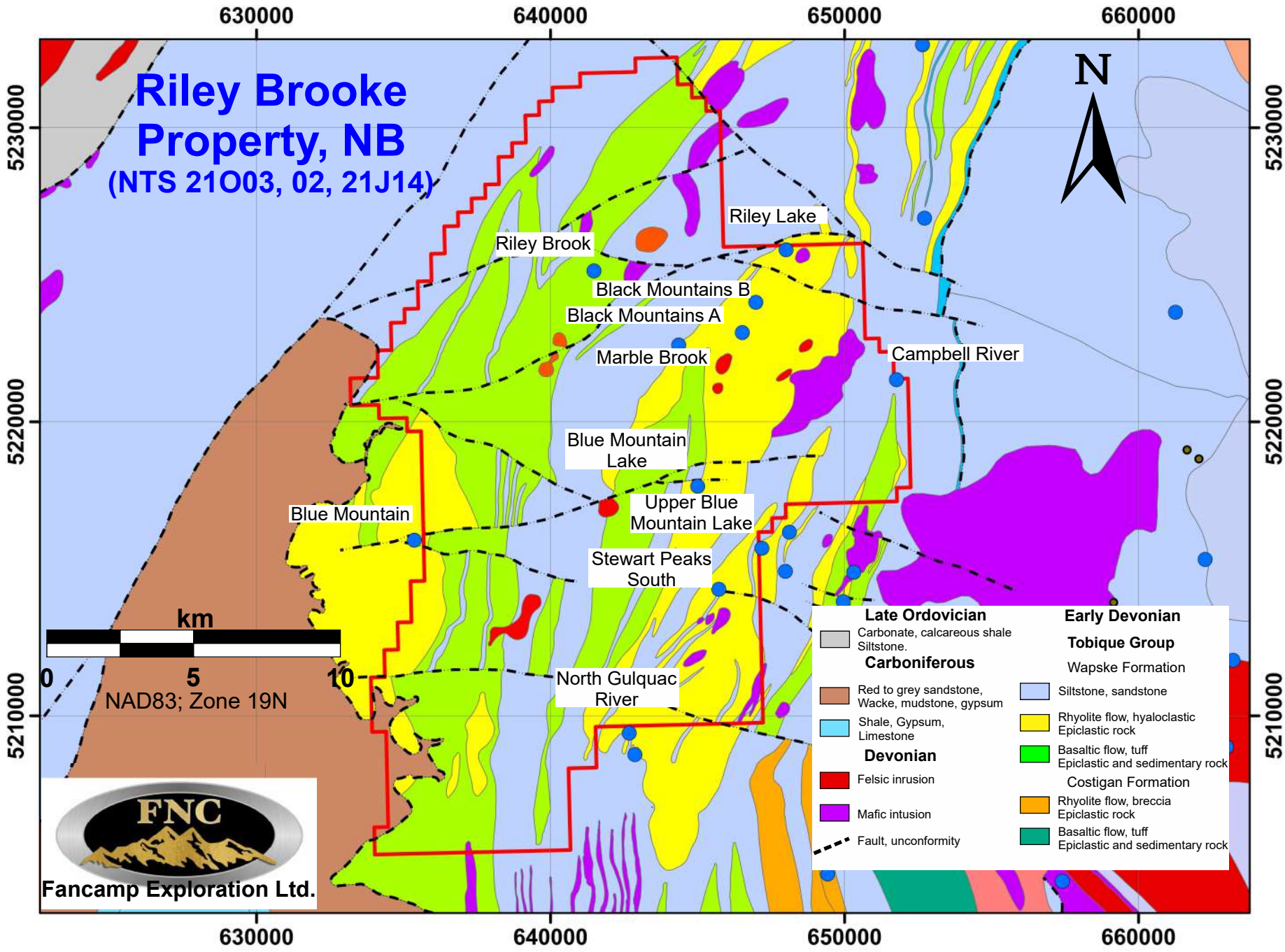

Figure 3. Geological map of the Riley Brook property, Victoria County, New Brunswick. The localization of the historical showings are reported on the map.

Felsic rocks are mostly rhyolites with >70% SiO_2. The abundance of Zr in the Tobique Group rhyolites is highly variable, ranging from 170 to 1900 ppm. High-Zr rocks (>500—700 ppm Zr), which occur only in subordinate amounts, were originally peralkaline rhyolites, whereas rhyolites with <350 ppm Zr correspond to subalkaline rhyolites. The distribution of immobile incompatible elements, such as Zr, Nb, and Y, in the peralkaline rhyolites are comparable to that of modern peralkaline felsic volcanic suites. The REE pattern of the low-Zr rhyolites resembles the profiles of the basalts but has a distinct negative Eu anomaly and higher absolute concentrations. According to the distribution of Y, Nb, and Rb (Pearce et al. 1984), the rhyolites and of the Tobique Group were emplaced in a within-plate environment, consistent with the occurrence of peralkaline rhyolites which are usually considered to be emplaced in an extensional modern tectonic environment.

7.3.7- Mineralization

Mineralization occurring on the Riley Brook property is characterized by several altered zones within felsic Late Devonian metavolcanic rocks containing various concentrations of Cu, Zn, Pb and Au in disseminated, veinlets and semi-massive forms. Currently, there are nine known mineralized showings listed in the Natural Resources and Energy Development mineral occurrence database shown in Figure 3.

7.3.7.1- Stewart Peaks South

The mineralization consists primarily of Zn. Sulphides occur as disseminations and coatings along fractures and as disseminations in vugs in felsic volcanic rocks. Minor amounts of pyrite, sphalerite and galena were observed in outcrops and the highest assay values recorded were 108 ppm Cu, 390 ppm Pb and 1180 ppm Zn from a fine- to medium-grained flow banded rhyolite float. The mineralization occurs along fracture surfaces.

7.3.7.2- Blue Mountain Lake

Chalcopyrite occurs as irregular disseminations and as small grains and blebs accompanied by occasional sphalerite and rare pyrite in a shear zone cutting an amygdaloidal andesite. Carbonatization of the host rocks is locally present. Grab samples across 4.9 m assayed 0.16% Cu. Pyrite and minor chalcopyrite mineralization were observed in rhyolite near a soil anomaly.

7.3.7.3- Black Mountains A

Sulphides are disseminated in felsic volcanic rocks. Pyrite and minor chalcopyrite and galena mineralization were observed in a rhyolite near a soil anomaly. A rock sample from this location assayed 126 ppm Cu, 1920 ppm Pb, 386 ppm Zn and 1.7 g/t Ag. Another grab rock sample described as pink to white, aphanitic, limonite-stained rhyolite with disseminated pyrite, minor galena and possible sphalerite yielded high K/Na ratios indicating the rock has undergone some alteration although no significant anomalous base metals values were obtained.

7.3.7.4- Black Mountains B

Sulphides are disseminated in felsic volcanic rocks. Pyrite and minor chalcopyrite mineralization were observed in rhyolite near a soil anomaly. A grab rock sample from this location was only slightly anomalous in Pb (100 ppm) and Zn (199 ppm).

7.3.7.5- Riley Brook

Base metal sulphides are reported to occur in rhyolite and rhyolite tuff associated with basalt and siltstone, shale and calcareous slate. Chalcopyrite, sphalerite, galena and pyrite mineralization were observed. The rock alteration is characteristic of epithermal mineralization. Assay values were generally low. Samples collected on the Riley Brook road carried anomalous values of Au (up to 38 ppb) and Pb (up to 770 ppm).

7.3.7.6- Riley Lake

Sulphides occur as veins cutting felsic agglomerates and greywackes. One DDH intersected felsic volcanic rocks and greywacke containing disseminated and stingers of pyrite (1%) with specks of sphalerite, galena and chalcopyrite. The best assay results obtained were 930 ppm Zn, 374 ppm Pb and 133 ppm Cu over 1.5 m. One grab sample represented a silicified, brecciated, pyrite-rich dark grey rhyolite with minor galena and assayed 40 ppb Au, 2300 ppm As, 63 ppm Sb, 380 ppb Hg, 370 ppm Pb and 300 ppm Zn.

7.3.7.7- Mable Brook

Sparse base metal sulphides occur in intermediate (?) lava. Diamond drilling revealed disseminated and stringer sulphides occurring at depth in locally chloritized and sericitized rhyolite and siltstone. Sulphides are mainly confined to rhyolite but do occur in the overlying siltstone at the contact and in siltstone beds within the rhyolite unit. The mineralization also consists of sparse pyrite, chalcopyrite, sphalerite and galena disseminated in boulders and outcrop. An assay from one bedrock exposure comprising mineralized intermediate lava gave a value of 0.01% Cu, 0.01% Pb and nil Zn and Ni. A DDH intersected minor stringers and disseminated pyrite with traces of sphalerite and galena in a rhyolite unit. The best assay results gave 0.11 % Pb, 0.02% Cu, 0.09% Zn and 5.48 g/t Ag over 9.7 m.

7.3.7.8- Campbell River

Reported washing alluvial gold from black sand along the river near the mouth of Long Lake Fork, a tributary of the Tobique River.

7.3.7.9- Upper Blue Mountain Lake

The mineralization consists of traces of finely disseminated pyrite, chalcopyrite, sphalerite and galena in mafic and felsic volcanic rocks. A sample described as a fine- grained massive dark grey rhyolite with abundant Mn stringers, pyrite and possible sphalerite and galena was assayed. Concentrations of 264 ppm Cu, 5680 ppm Pb and 4640 ppm Zn were reported.

ITEM 8 DEPOSIT TYPE

The Cu, Zn, Pb ±Au mineralization present on the Riley Brook property may be provisionally classified as epithermal. Epithermal base and precious metal deposits are broadly grouped into high-, intermediate-, and low- sulphidation types based on the sulfur oxidation state in the ore-forming fluids and their hypogene sulphide assemblages (White and Hedenquist,1990, 1995; Hedenquist, 1987). In general, low sulphidation refers to a style of epithermal system developed in a geothermal or hot springs environment versus high sulphidation epithermal systems which develop in the volcanic hydrothermal environment. There can be significant overlap between these two endmembers. Intermediate-sulphidation epithermal deposits occur in a broad spectrum of andesitic-dacitic arcs but commonly do not show such a close connection with porphyry Cu deposits as do many of the high-sulphidation deposits.

The Riley Brook mineralization could belong to the polymetallic low- or intermediate-sulphidation deposits class. This deposit style was recognized by Sillitoe (1993).
Examples include the Fresnillo, Pachuca and Guanajuato districts (Mexico), Cikotok (Indonesia), El Bronce (Chile), Toyoha (Japan), Zgid (Russia) and Comstock and Creede (USA). They show many of the textural and alteration characteristics of gold-silver deposits but are usually dominated by silver and lead-zinc mineralization. Gold and silver mineralization occurs dominantly as veins and stockworks with minor disseminations.
Distinctive minerals present include pyrite, sphalerite, galena, arsenopyrite and sulfosalts (complex Ag, Pb and Cu species with As and Sb as well as sulfur). Gangue minerals are dominated by quartz, adularia (hydrothermal potassium feldspar) and calcite with some illite development. Fluids in this regime generally do not significantly alter surrounding wall rocks at the depth of mineralization but do affect increasingly widespread silicification. Advanced argillic alteration and propylitic alteration occur above the mineralized levels. Low sulphidation epithermal mineralization is controlled by competent or brittle host rocks which develop fractures as vein hosts, although permeability is locally important. Ore metals and gangue ingredients are dissolved in the epithermal ore fluids, which rise from depth along structural pathways at high temperatures (>200°C) under enough pressure to preclude boiling. Different types of hydrothermal fluids are involved: a) Meteoric b) Magmatic-meteoric waters and, c) Magmatic dominant waters.

The metals component of the vein filling is zoned with respect to the boiling level. Base

metals (Pb, Zn, Cu) tend to be deposited below it, while silver and gold are dominantly deposited above the boiling level (Figure 4). Alteration is also zoned with respect to the boiling level and the paleosurface. Overall, the combined alteration zones tend to spread out laterally and upwards (Figure 4), reflecting a combination of the near surface horse-tailing of the structural framework and progressive fluid migration away from the principal fluid conduits. The overall lateral progression is from silicification to propylitic alteration (chlorite, epidote, calcite and pyrite), whereas the vertical progression is from silicification to advanced argillic alteration to siliceous residue.

Gold mineralization related to the Riley Brook property could also belong to the lode gold, or orogenic gold type. This type usually occurs in greenstone-hosted quartz- carbonate veins in a wide variety of host rock types; mafic and ultramafic volcanic rocks and competent iron- rich differentiated tholeiitic gabbroic sills and granitoid intrusions (e.g., Tonalite-Trondhjemite-Granodiorite; TTG). Typically, there is a strong structural control of the gold deposits and orebodies at all scales. The morphology can be highly variable, including: 1) brittle faults to ductile shear zones, 2) extensional fractures, stockworks and breccias, and 3) fold hinges (Hodgson, 1989). The orebodies consist dominantly of altered host rock with disseminated mineralization or of fissure-filled mineralization. The gold-bearing shear zones and faults associated with this deposit type are mainly compressional and they commonly display a complex geometry with anastomosing and/or conjugate arrays (Robert and Poulsen, 2001).

Veins in the orogenic gold deposits are dominated by quartz with subsidiary carbonate and sulphide minerals, and less abundantly, albite, chlorite, white mica, tourmaline, and scheelite. Carbonate minerals consist of calcite, dolomite and ankerite. Gold occurs in the veins and in adjacent wallrocks and is usually intimately associated with sulphide minerals, including pyrite, pyrrhotite, chalcopyrite, galena, sphalerite, and arsenopyrite. In volcano-plutonic settings, pyrite and pyrrhotite are the most common sulphide minerals in greenschist and amphibolite grade host rocks. The main alteration products of the wallrocks include carbonate minerals (calcite, dolomite, ankerite, sulphide minerals (generally pyrite, pyrrhotite or arsenopyrite), sericite, fuchsite, albite, chlorite and quartz. Lode gold deposits are spatially and genetically associated with second- and third-order compressional reverse-oblique to oblique brittle- ductile high-angle shears and high strain zones. Orogenic gold deposits were in general formed from moderately reduced fluids with a nearly neutral to weakly alkaline pH at all crustal levels (Mickucki, 1998). The ore-forming fluid is typically

a 1.5 ± 0.5 kb, 350° ± 50°C, low-salinity H2O-CO2 ± CH4± N2 fluid that transported gold as a reduced sulphur complex (Groves et al., 2003).

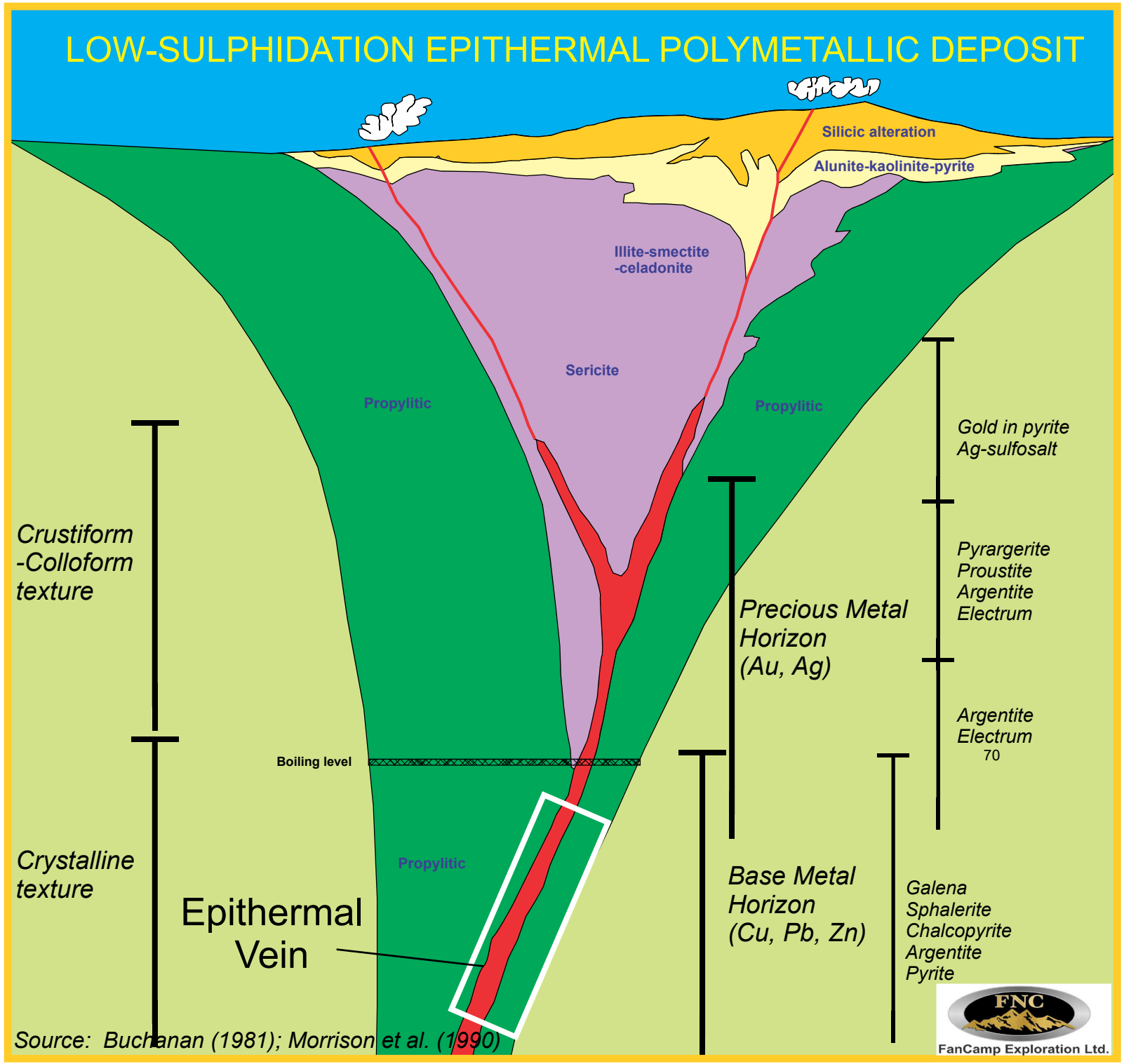

Figure 4. Petrogenetic model of a low-to intermediate-sulphidation epithermal deposit depicting the possible paleolocation at depth of the Riley Brook polymetallic mineralization. The model suggests the base-metal rich veins are found at the root of an epithermal systems.

ITEM 9 EXPLORATION

9.1- Early May, 2024 (Tommy Borne)

During the month of May 2024, Fancamp Exploration delegated Tommy Borne (Junior Geological Engineer) to explore the Riley Brook property to open the different access roads and collect grab rock samples from the several mineralized historical showings. The junior engineer spent nine-day collecting 32 grab samples from 6 specific sites resulting into 29 analyses for base and precious metals and other indicator elements (Figure 5 and table 2).

9.1.1- Soil Sampling Survey (B Horizon)

GeoExplore Survey Inc., from Bathurst, NB on behalf of Fancamp also completed a soil survey collecting samples from the B Horizon with the help of 4 technicians under the supervision of Tommy Borne. Three grids were established in the north, central and northwest areas of the property during the period of May 20th to June 3rd (Figure 6). Each grid was built with a 150 m sample spacing. The soil samples were analyzed for 53 elements, including base and precious metals as well as other indicator elements. The pH of each sample was also determined. The analytical data for the entire set of soil samples including blanks and duplicates are given in Appendix 1, accompanied by the UTM coordinates, type of soil and depth of sampling. The result of the survey is in the process of being interpreted by the Fancamp exploration team.

Table 2. Major and trace element concentrations of grab samples collected during the 2024 exploration campaign of the Riley Brook property.

Sample no.	Easting	Northing	Type	Color	Litho_simp.	Lithology 1	Lithology 2	Alteration	Mineralization	Comments	Au g/t	Ag (ppm)	Cd	Cu	Mn	Mo	Ni	Pb	Zn	Al (wt. %)	As (ppm)
479651	643609	5213473	Outcrop	Grey on surface		Basalt	Quartz Vein		1% vein pyrite	Veine cm de qtz dans un basalte suivant un orientation 130° nord	<0.005	0.4	0.25	57	1660	2	49	185	223	2.15	37
479652	643634	5213509	Boulder	White	Quartz vein				2% pyrite	Pyrite dans un boulder de Qtz fumé. Blocs sub-arrondis	0.007	0.1	0.25	7	29	22	10	15	5	0.21	48
479653	635976	5209058	Boulder	Smokey white		Quartz Vein				Possible VG, plusieurs roches avec quelque grains minéralisés dans un ruisseau	<0.005	0.1	0.25	5	76	22	18	4	6	0.15	1
479654	636007	5209083	Boulder	Smokey white, rusty		Quartz Vein		Oxydation		Quelques grains minéralisés dans un qtz smokey rouillé, plusiurs boulders	<0.005	0.3	0.25	3	101	22	18	3	12	0.29	1
479655	637065	5211147	Boulder	Red		Rhyolite				Rhyolite rouge avec des veinules de qtz, aucune minéralisation	<0.005	0.1	0.25	2	57	14	10	26	39	0.48	1
479656	637105	5211221		Grey on surface	Basalt						<0.005	0.1	0.25	38	982	1	91	1	77	2.87	6
479657	637377	5211476	Boulder	Grey and white, greenish in Qtz vein		Basalt	Quartz Vein	Sericitization		4 boulders subarrondis avec des stockworks deQtz	<0.005	0.1	0.25	40	1330	2	83	4	78	3.44	1
479658	644445	5217723	Boulder	Grey, rusty		Basalt		Silicification	1% pyrite	Boulder angulaire avec grains de pyrite en amas et disseminés	<0.005	0.2	0.25	51	133	17	10	7	14	0.58	6
479659	644979	5217814	Sub-Outcrop	Grey white						Plusiurs blocs	<0.005	0.1	0.25	2	845	7	39	24	55	2.16	2
479660	644996	5217802	Sub-Outcrop	white/beige, grey		Quartz Vein		Silicification		Basalt avec veine de Qtz, fortement silicifié	<0.005	0.1	0.25	3	542	7	10	4	27	1.07	9
479661	644991	5217795	Boulder	Rusty		Quartz Vein	Basalt	Silicification	1% disseminated pyrite	Boulder rouillé, semble avoir un contact litho, 2 echantillons, tres silicifiés	<0.005	0.1	0.25	101	308	17	8	13	15	0.7	15
479662	644993	5217797	Boulder			Quartz Vein				Même que 479661	<0.005	0.1	0.25	100	268	17	7	16	13	0.65	15
479663	645015	5217782	Outcrop	Grey , rusty		Quartz Vein	Basalt	Silicification		Quelques grains de pyrite visibles dans une veine cm et au pourtour dans l'encaissant	<0.005	0.3	0.25	53	397	12	7	63	40	0.83	42
479664	638073	5210862	Outcrop	White		Quartz Vein				Stockwork de veine dans un basalte	<0.005	0.1	0.25	3	336	5	60	8	26	2.57	4
479665	638073	5210862	Outcrop	Grey , reddish on surface		Basalt				Stockwork de veine dans un basalte	<0.005	0.1	0.25	27	972	2	115	3	69	3.88	6
479666	645045	5217881	Boulder	Grey rusty		Basalt			2% disseminated pyrite, c	Boulder 30cm avec grains de pyrite et Cp?, semble un peu silicifié avec veine deQtz	<0.005	0.1	0.25	34	1070	10	5	12	69	1.5	30
479667	645115	5217841	Boulder	White		Quartz Vein	Basalt			Veine de Qtz dans un basalte, mineralisation non visible	<0.005	0.1	0.25	3	443	22	28	1	25	0.46	1
479668	644815	5217509	Sub-Outcrop							Brèche? Assemblage de plusieurs morceaux de roche/qtz, champ de boulder	<0.005	0.1	0.25	27	352	10	23	7	74	1.34	1
479669	648475	5225297	Boulder	Rusty		Rhyolite				Boulder rouilllé dans un champ de blocs remaniés	0.028	0.9	0.25	7	31	24	5	38	10	0.36	30
479670	648350	5225645	Boulder	Grey,		Basalt			2% disseminated pyrite, c	Boulder angulaire plurimétrique rouillé avec mineralisation en amas et le long des fractures	<0.005	0.1	0.25	6	707	6	5	17	73	1.45	639
479671	648350	5225645	Boulder							Même 479670, mais echantillon contenant une veine de qtz minéralisée	0.01	0.5	0.25	11	882	7	6	26	78	1.55	1250
479672	648362	5225620	Boulder	Pale grey, rusty on surface		Rhyolite			2% pyrite	Boulder angulaire comprenant beaucoup de silice, minéralisation finement disséminée	0.037	0.1	0.25	7	72	18	12	22	21	0.34	54
479673	648342	5225671	Sub-Outcrop	Pale grey, rusty		Rhyolite				Roche angulaire, semble etre un outcrop, pyrite dissemine dans la matrice	0.009	0.1	0.25	5	183	14	9	7	21	0.54	20
479674	648710	5225492	Boulder	Pale grey, rusty on surface		Rhyolite			1% disseminated pyrite	Pyrite tres finement dissemine, dans un boulder angulaire	0.008	0.3	0.25	250	287	10	5	13	43	0.69	11
479675	644741	5222955	Boulder	Pale grey, rusty on surface		Rhyolite			1% disseminated pyrite	Pyrite en amas et diss dans une rhyolite. Plusieurs boulders angulaire	0.011	0.3	0.25	5	287	13	9	405	133	0.91	96
479676	641775	5226022	Boulder	Dark Grey , pale green		Basalt		Sericitization		Boulder angulaire avec des veinules balnches/verdatres mm	<0.005	0.1	0.25	58	1170	2	98	2	82	4.77	6
479677	642329	5226715	Boulder			Basalt		Silicification		Pyrite? Ne reagit pas a lacide, 10wt. % très finement disseminée	0.005	0.1	0.25	13	1040	5	53	5	65	1.96	4
479678	642199	5226613	Boulder	Rose/ Pale grey / rusty		Rhyolite			3% disseminated pyrite	Boulder angulaire mineralisé dans une rhyolite, minéralisation en veinule et disséminée	0.046	1	0.25	14	50	27	10	55	33	0.33	192
479679	641491	5225984	Boulder	Rusty grey		Basalt			1% stringer pyrite	Minéralisation sur un boulder subarrondi plurimétrique, minéralisation dans fracture	0.114	1.4	0.25	30	988	5	97	55	77	2.51	470

Table 2. Major and trace element concentrations of grab samples collected during the 2024 exploration campaign of the Riley Brook property.

Sample no.	B	Ba	Be	Bi	Ca(wt. %)	Co	Cr	Fe (wt. %)	Ga (ppm)	Hg	K (wt. %)	La(ppm)	Mg (wt. %)	Na	P	S	Sb (ppm)	Sc	Sr	Ti (wt. %)	Th (ppm)	Te	Tl	U	V	W	Y	Zr
479651	5	39	0.7	3	0.1	40	91	6.05	20	0.5	0.09	25	1.49	0.07	0.047	1.9	4	7	4	0.01	10	0.5	1	5	81	5	13	40
479652	5	58	0.25	1	0.01	0.5	163	1.51	5	0.5	0.15	22	0.02	0.097	0.023	0.93	1	1	6	0.005	10	1	1	5	1	5	5	32
479653	5	5	0.25	213	0.03	1	262	0.4	5	0.5	0.04	5	0.06	0.016	0.005	0.005	2	0.5	2	0.005	10	3	1	5	13	5	2	1
479654	5	15	0.25	1	0.04	1	260	0.53	5	0.5	0.09	5	0.08	0.028	0.01	0.005	2	0.5	3	0.005	10	1	1	5	17	5	2	3
479655	5	34	0.6	1	0.02	0.5	160	1	5	0.5	0.36	44	0.03	0.032	0.01	0.005	3	0.5	3	0.01	10	0.5	1	5	6	5	11	37
479656	5	21	0.25	1	1.57	37	190	6.04	5	0.5	0.005	5	3.21	0.077	0.096	0.02	5	10	14	0.67	10	11	1	5	138	5	17	26
479657	12	35	0.25	1	4.35	33	190	6.37	10	0.5	0.005	5	2.36	0.05	0.086	0.005	3	16	192	0.77	10	12	1	5	200	5	19	20
479658	5	40	0.25	1	0.12	2	158	1.44	5	0.5	0.25	23	0.18	0.066	0.01	0.49	2	0.5	8	0.06	10	2	1	5	5	5	9	78
479659	5	58	0.9	1	0.57	18	106	3.47	5	0.5	0.45	26	0.94	0.039	0.058	0.01	3	7	18	0.28	10	5	1	5	49	5	21	12
479660	5	52	0.6	1	0.24	2	83	2.32	5	0.5	0.12	59	0.34	0.107	0.022	0.005	1	3	8	0.17	10	2	1	5	25	5	44	32
479661	5	40	0.25	1	0.06	3	135	2.45	5	0.5	0.11	38	0.16	0.106	0.011	0.4	1	1	7	0.09	10	1	1	5	7	5	23	54
479662	5	50	0.25	1	0.04	0.5	115	2.13	5	0.5	0.11	39	0.14	0.099	0.011	0.31	1	1	7	0.08	10	2	1	5	8	5	22	54
479663	5	54	0.25	3	0.01	0.5	119	3.12	10	0.5	0.11	5	0.17	0.102	0.011	0.19	2	0.5	7	0.005	10	0.5	1	5	3	5	17	69
479664	15	24	0.25	1	2.4	12	113	3.04	10	0.5	0.08	13	1.11	0.027	0.026	0.005	2	8	371	0.31	10	6	1	5	93	5	10	20
479665	12	34	0.6	1	2.61	35	198	5.51	10	0.5	0.03	12	3.38	0.055	0.057	0.005	4	12	154	0.61	10	9	1	5	162	5	16	26
479666	5	41	0.6	1	0.08	4	73	4.9	10	0.5	0.12	5	0.65	0.078	0.03	0.98	3	5	7	0.02	10	0.5	1	5	15	5	21	38
479667	5	12	0.25	1	0.04	3	286	1.18	5	0.5	0.02	5	0.33	0.024	0.009	0.005	1	0.5	2	0.02	10	0.5	1	5	17	5	1	3
479668	5	51	0.6	1	0.13	8	130	2	5	0.5	0.38	18	0.61	0.034	0.038	0.005	2	2	7	0.03	10	0.5	1	5	20	5	11	6
479669	5	41	0.6	1	0.005	0.5	76	2.87	5	0.5	0.36	14	0.005	0.018	0.013	0.02	5	0.5	4	0.005	10	0.5	1	5	3	5	26	46
479670	5	36	0.25	3	0.4	12	59	6.79	20	0.5	0.13	28	0.92	0.056	0.195	1.59	7	7	4	0.04	10	0.5	12	5	100	5	44	8
479671	5	26	0.25	5	0.36	18	63	8.18	20	0.5	0.11	27	1.03	0.042	0.176	2.69	11	7	3	0.03	10	0.5	23	5	93	5	43	10
479672	5	57	0.25	1	0.01	0.5	162	1.28	5	0.5	0.3	29	0.06	0.028	0.004	0.81	2	1	3	0.01	10	0.5	1	5	6	5	31	48
479673	5	50	0.25	1	0.005	0.5	143	1.55	5	0.5	0.26	37	0.13	0.036	0.003	0.49	3	2	3	0.005	10	0.5	1	5	6	5	27	57
479674	5	52	0.25	1	0.005	0.5	76	2.28	5	0.5	0.18	33	0.15	0.069	0.004	0.72	3	3	3	0.005	10	0.5	1	5	2	5	21	61
479675	5	58	0.6	1	0.005	0.5	117	2.35	10	0.5	0.25	46	0.74	0.02	0.018	0.98	3	1	5	0.005	10	0.5	1	5	17	5	21	68
479676	5	26	0.25	1	1.97	44	184	8.13	10	0.5	0.07	5	5.03	0.028	0.082	0.02	5	17	47	0.75	10	10	1	5	188	5	15	36
479677	5	76	0.7	1	1.55	12	108	2.83	5	0.5	0.4	28	1.11	0.036	0.053	0.005	1	4	24	0.01	10	0.5	1	5	37	5	16	6
479678	5	50	0.25	1	0.04	3	152	1.44	5	0.5	0.29	20	0.08	0.028	0.02	1.07	6	0.5	10	0.005	10	0.5	1	5	5	5	10	52
479679	5	22	0.7	1	0.44	41	172	6.8	10	0.5	0.28	5	2	0.017	0.069	1.11	6	13	5	0.27	10	4	1	5	147	5	14	9

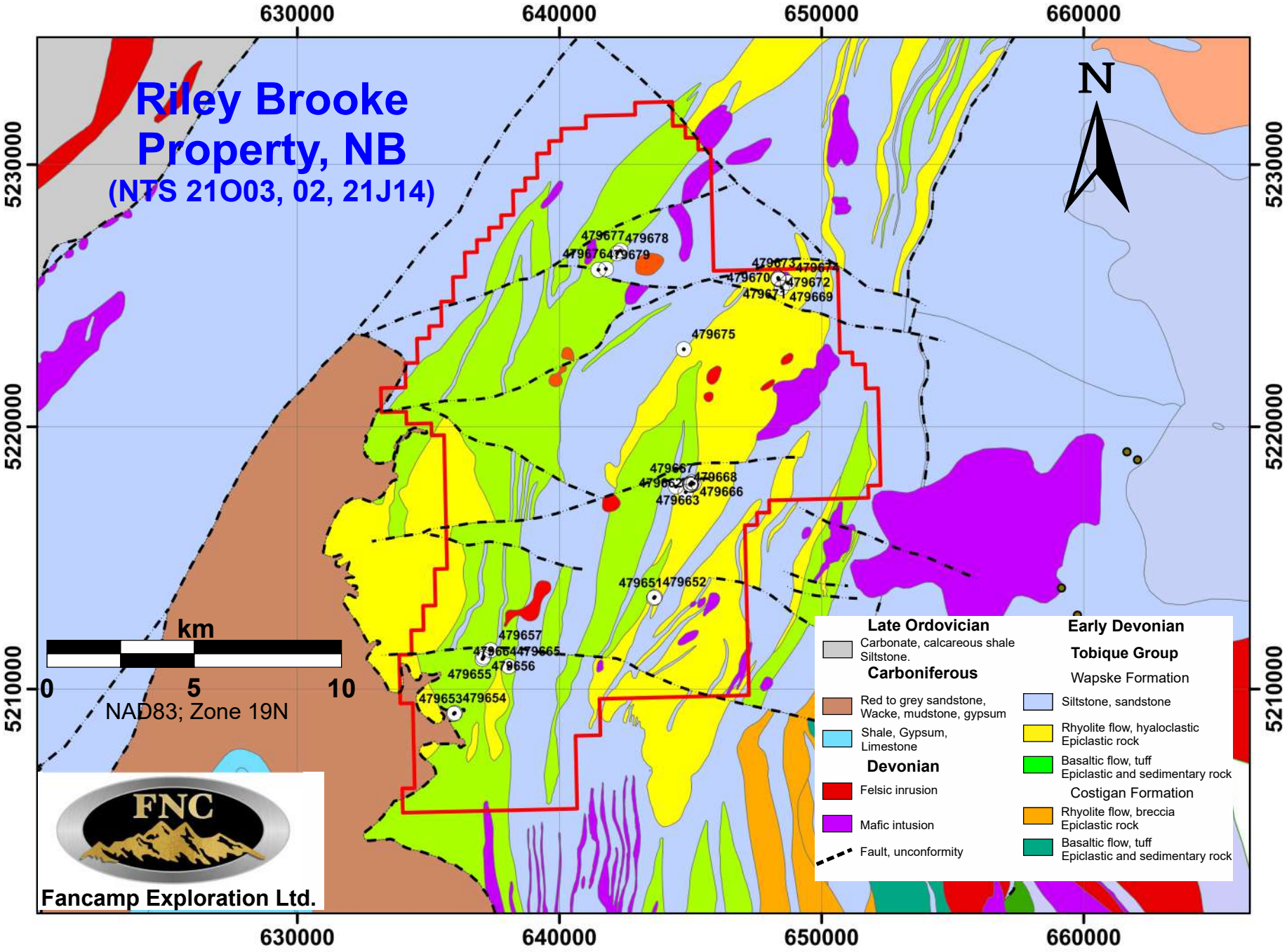

Figure 5. Localization of the grab rock samples collected during the 2024 exploration campaign conducted in May 2024 by Fancamp Exploration on the Riley Brook property, Victoria County, New Brunswick.

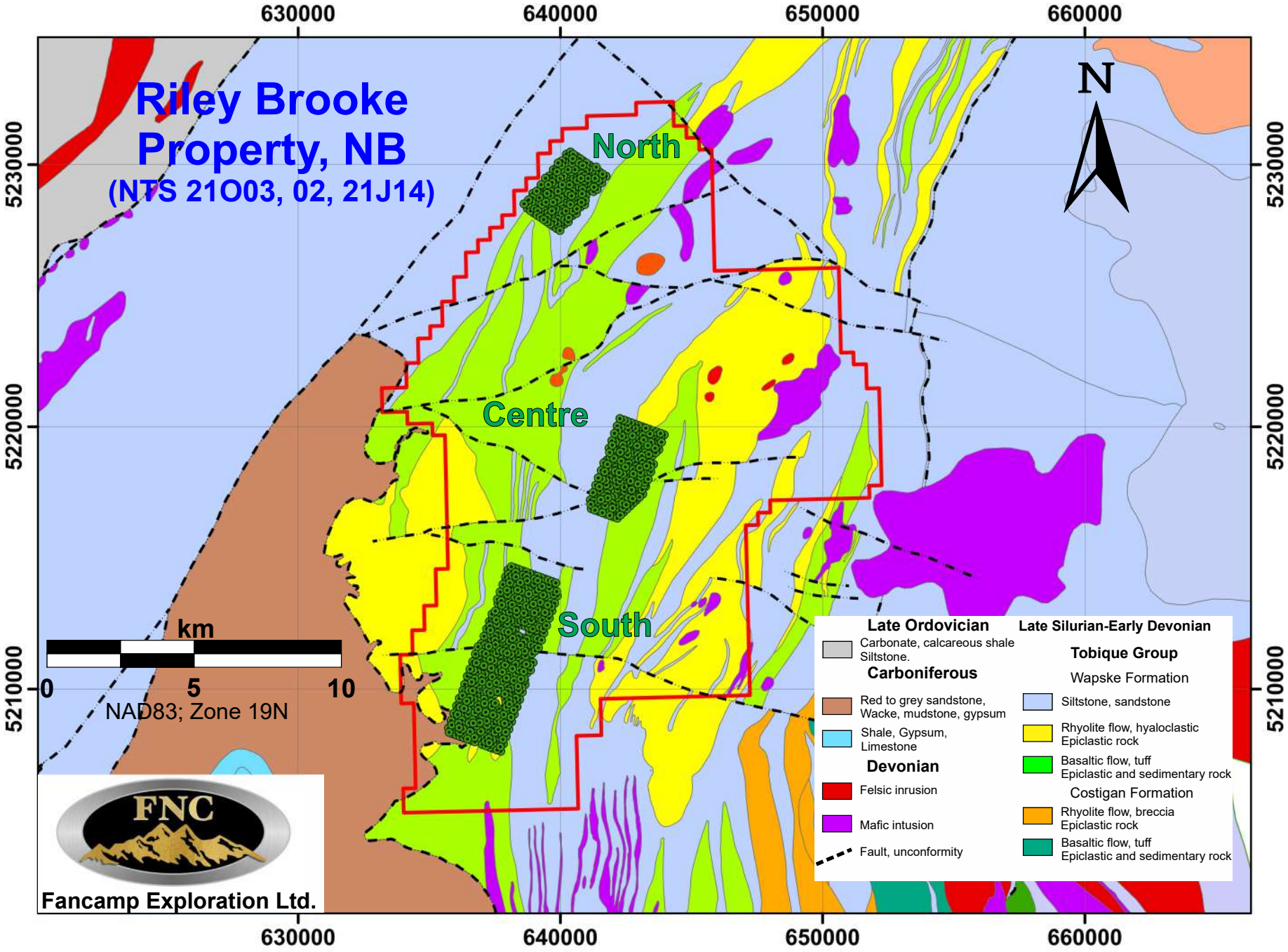

Figure 6. Localization of the soil samples (B Horizon) collected during the 2024 exploration campaign conducted by Fancamp Exploration on the Riley Brook property, Victoria County, New Brunswick.

9.1.2.- Exploration and Grab Rock Sampling

Site 1

In the northern region of the property the junior engineer was unable to locate the historical Zn and Pb-rich samples found in the 90s and associated with the Riley Lake showing. Instead, mafic boulders with sericite/epidote alteration were encountered and numerous unmineralized basaltic blocks were examined (Figure 7). However, there was some mineralization in boulders expressed by finely disseminated pyrite (1-3%) accompanied by arsenopyrite. One angular pyrite-bearing rhyolite boulder was found. Six grab rock samples were analyzed. Two samples returned concentration of 1250 and 639 ppm As, respectively, with another sample providing a Cu concentration of 250 ppm. The author did not visit the Riley Lake showing which was also not located by Fancamp exploration team.

Site 2

In the vicinity of the Riley Brook showing, multiple massive metric basaltic silicified boulders mineralized in disseminated or vein pyrite form (1-3%) were observed and sampled (Figure 7). Smaller boulders of rhyolite mineralized with disseminated pyrite (2%) also occurred. 4 grab samples were analyzed, with one rhyolitic boulder containing 3 % disseminating pyrite giving an Au value of 0.046 g/t, whereas a basaltic boulder with 1 % disseminated pyrite provided a concentration of 0.114 g/t Au. The author did not visit the Riley Brook showing which was also not located by Fancamp exploration team.

Site 3

Near the Blue Mountain Lake, several outcrops of silicified mafic to intermediate volcanic rocks, some containing pyrite mineralization along fractures, in quartz veins or disseminated were sampled (Figure 8). 9 grab rock samples were analyzed without generating significant results. The author did not visit the Blue Mountain Lake showing which was also not located by Fancamp exploration team.



Rusty rhyolite with veinlet of Py



Metric basalt boulder

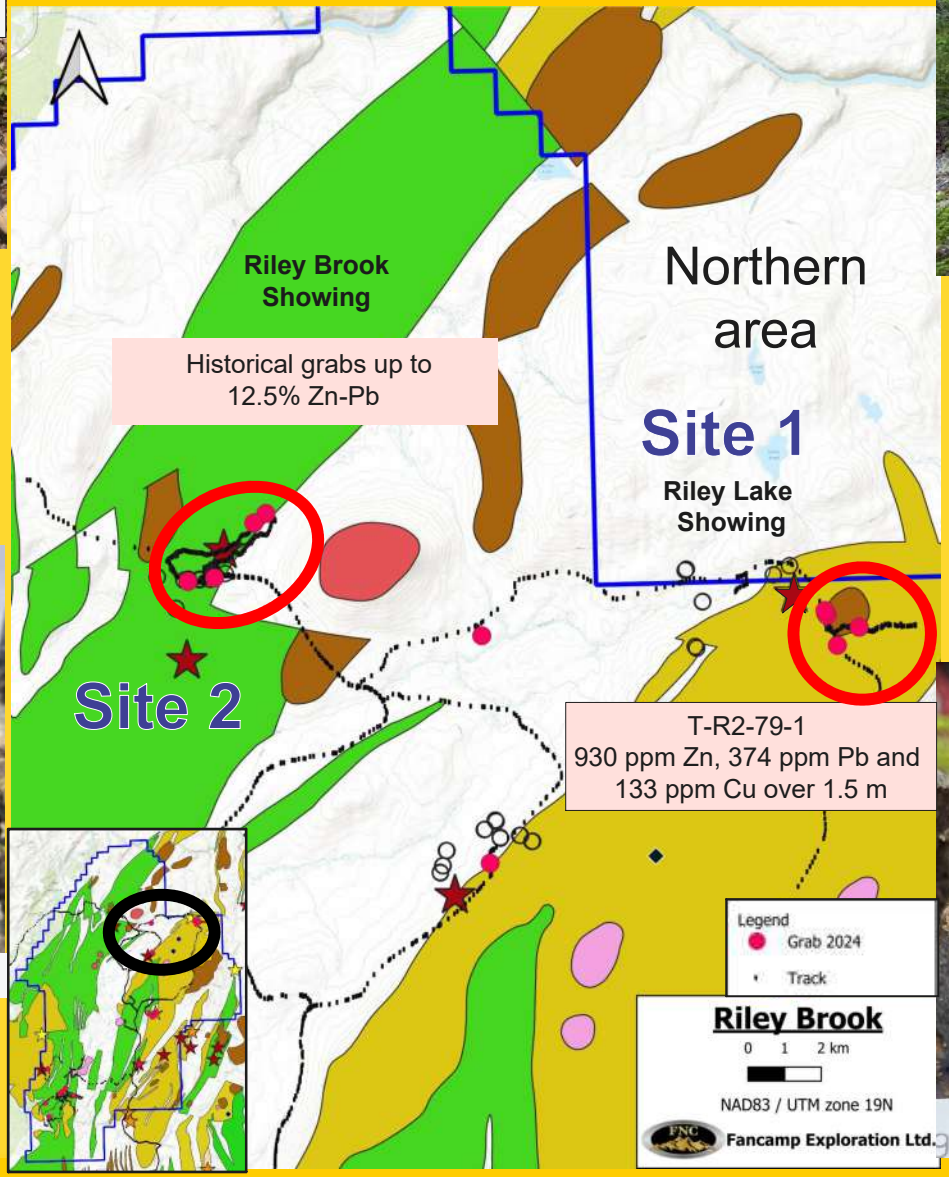



Epidote alteration



Rusty basalt with veinlet of Py

Pyrite

Fancamp Exploration Ltd.

Figure 7. Localization of Site 1 and 2 explored during the 2024 campaign conducted by Fancamp Exploration on the Riley Brook property, Victoria County, New Brunswick

Site 4

5 km southeast of Site 3, several outcrops of non-mineralized basalt, often altered and silicified and containing quartz veinlets were discovered (Figure 8). A rusty sub-rounded quartz boulder with finely disseminated arsenopyrite mineralization (1%) was observed. 2 grab samples were gathered, with one sample producing a Zn concentration of 223 ppm with the other samples providing no significant results.

Site 5

A red rhyolite showing weak carbonate alteration, occurring 5 km south of the Blue Mountain showing was observed (Figure 9). The area is mostly devoid of outcrop, however numerous metric basalt boulders were observed, some revealing stockworks of massive white quartz veins. The rocks display moderate silicification with local epidotization across the area. Five grab samples were collected and analyzed without revealing any significant value.

Site 6

6.5 km to the south, numerous smoky quartz boulders some containing 2% pyrite were found in a riverbed. 2 grab samples analyzed yielded no interesting concentrations in base or precious metals.



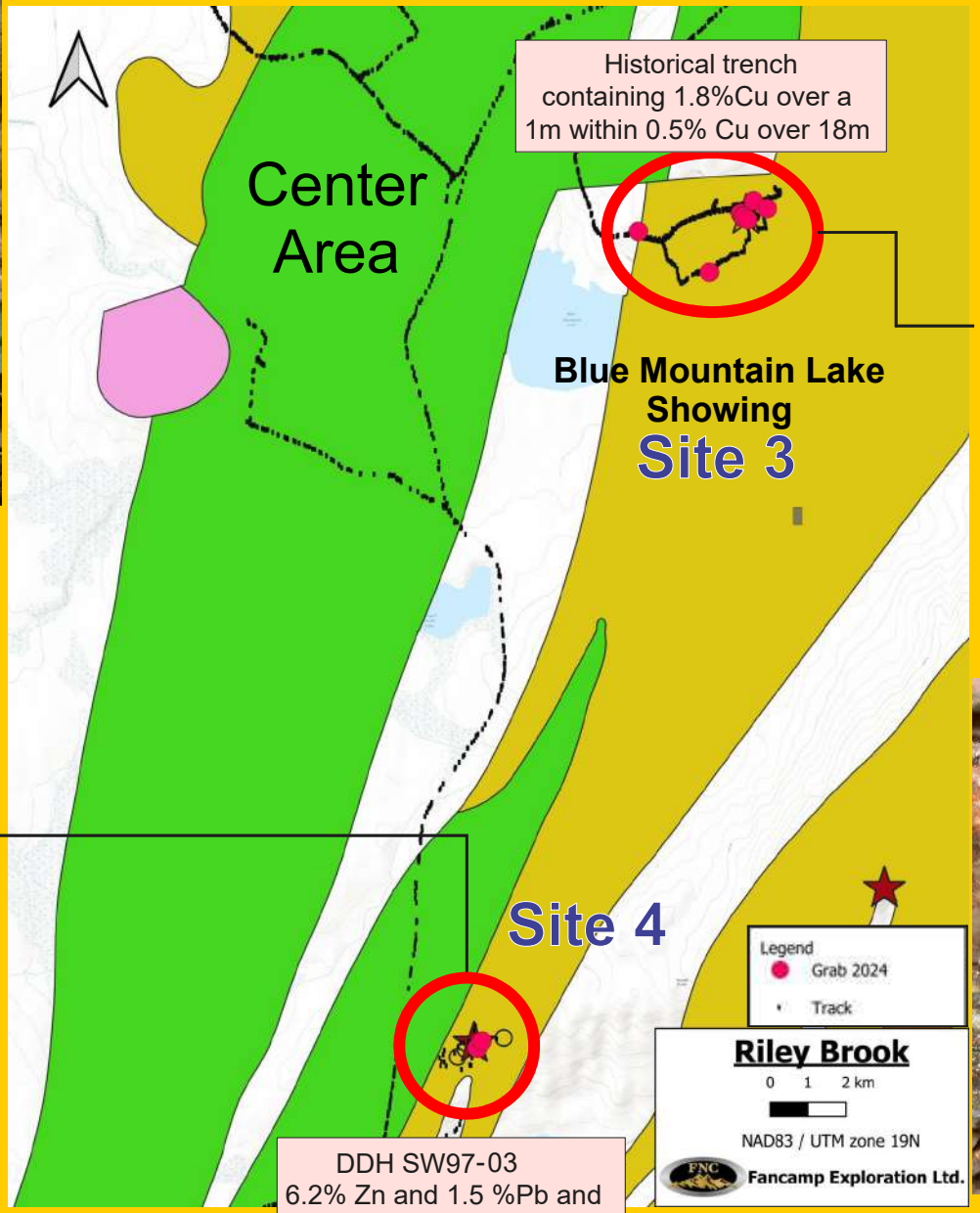

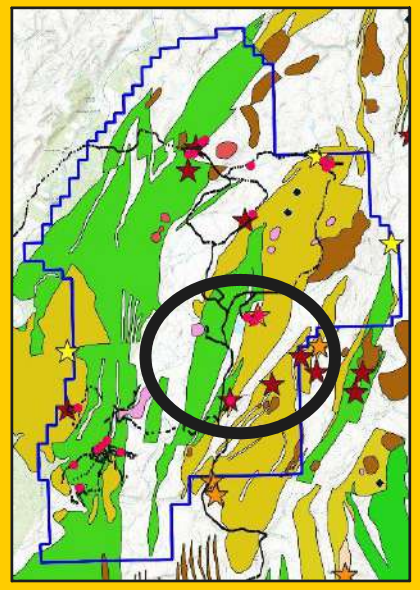



Fancamp Exploration Ltd.

WWW.FANCAMP.CA

4

Figure 8. Localization of Site 3 and 4 explored during the 2024 campaign conducted by Fancamp Exploration on the Riley Brook property, Victoria County, New Brunswick.

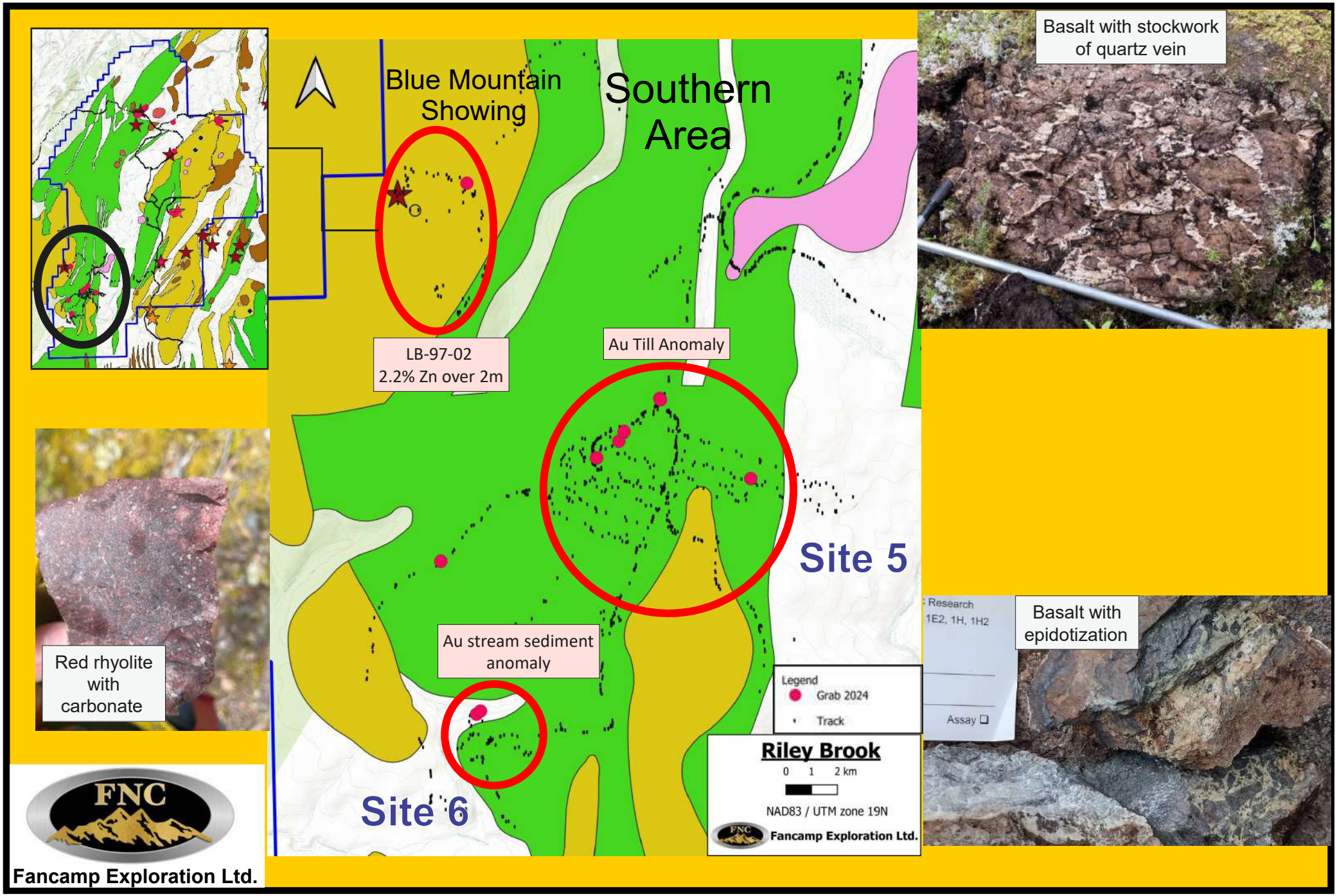

Figure 9. Localization of Site 5 and 6 explored during the 2024 campaign conducted by Fancamp Exploration on the Riley Brook property, Victoria, New Brunswick.

9.2- August 2024 (Tommy Borne, Christopher Grondin (P. Eng.) and François Auclair, (P. Geo.)

A second phase of exploration/prospection was undertaken by Fancamp Exploration team, i.e. Christopher Grondin (P. Eng.), Tommy Borne and François Auclair (P. Geo.) assisted by GeoExplore Survey Inc. during the early to middle part of August, 2024. The work principally consisted of performing traverses in the bush in areas of interest, roaming the different logging and bush roads to find mineralized outcrops, boulders and scree, localizing the historical drillholes collared on the property and finding the site of past trenches dug in the 2000's. A total of 250 grab rock samples were collected and their localization is illustrated in Figure 10. Pictures of altered and mineralized samples are provided in figures 11 and 12. The rock samples are to be sent to Actlabs in Ancaster, ON for analyses. The list and UTM coordinates of the samples are given in Appendix 2.

ITEM 10 DRILLING

No drilling was performed by the issuer during the course of writing this report.

ITEM 11 SAMPLE PREPARATION, ANALYSES AND SECURITY

Fancamp Exploration implemented a strict QA/QC protocol in processing all rock and soil samples collected from the Riley Brook property. The protocol included the insertion and monitoring of appropriate reference materials, in this case certified gold standard, blanks and duplicates (soil samples) to validate the accuracy and precision of the assay results.

All collected grab samples were put in sturdy plastic bags, tagged and sealed in the field by geological engineers. The sample bags were then put in rice pouches and kept securely in a lodge before being sent by truck for preparation and analysis. The rocks (<8 kg) were dried, crushed to 70% passing 2mm sieve, split to 250 g and pulverized to 85% passing 75 µm sieve. The grab samples were then sent to the Actlabs Laboratories in Ancaster, On to be analyzed for 38 elements (Ag, Al, As, B, Ba, Be, Bi,Ca, Co, Cd, Cr, Cu, Fe, Ga, Hg, K, La, Mg, Mn, Mo, Na, Ni, P, Pb, S, Sb, Sc, Sr, Th, Ti, Tl, U, V, W, Y, Zr, Te and Zn) using the Aqua Regia "partial" digestion method followed by ICP-OES determination (1E3 package). Gold was determined on all samples by Fire Assay method on a 50 g fraction using the TMG-G5B

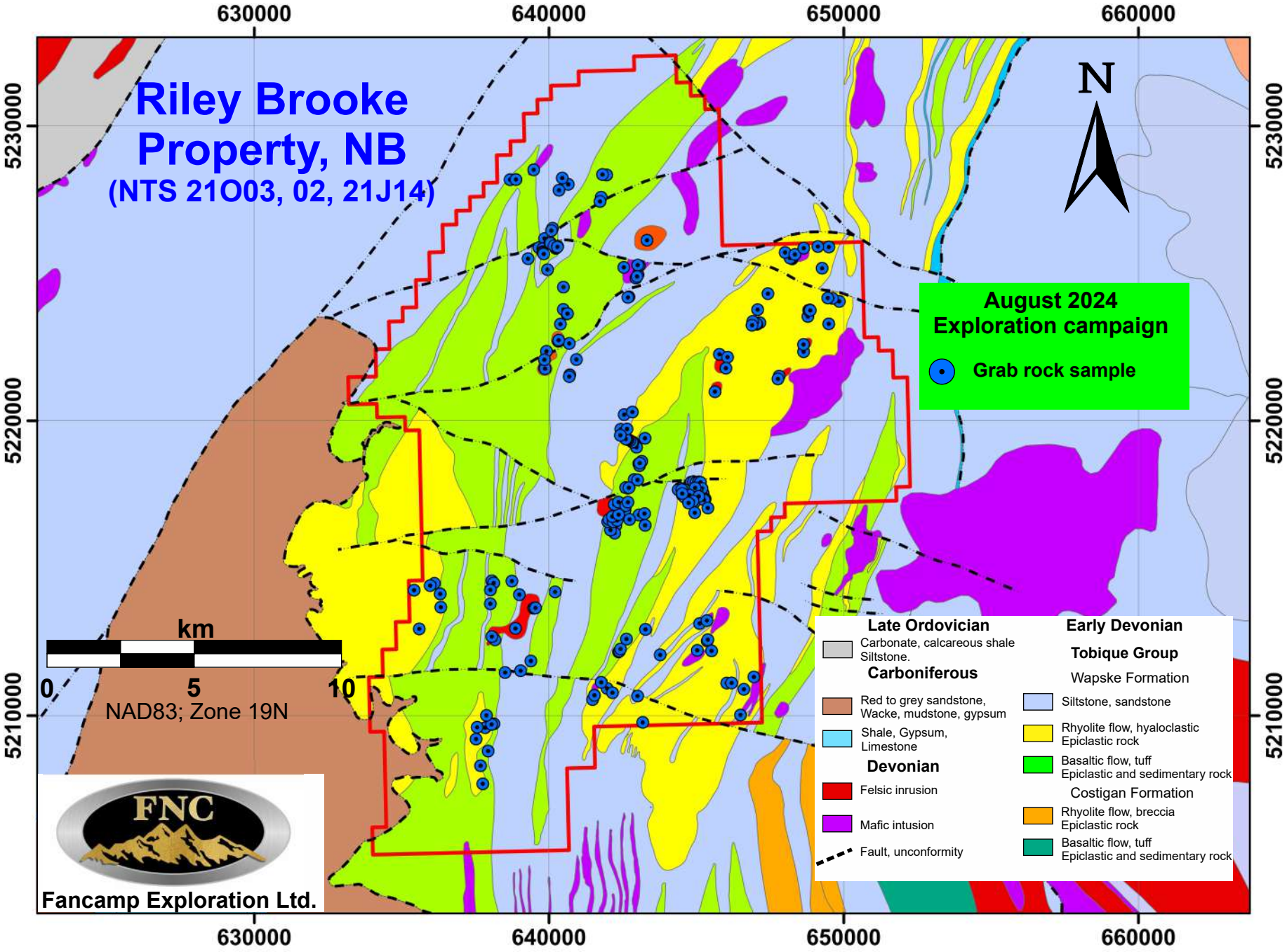

Figure 10. Localization of grab rock samples collected during the August 2024 exploration campaign on the Riley Brook property, Victoria County, New Brunswick.



Figure 11a. Felsic intrusive showing strong argilitization with mm-size quartz veinlets containing disseminated pyrite and hematite. Sample J023293; UTM Coordinates: Easting 640260 mE; Northing: 5225877mN. NAD83; Zone19N.



Figure 11b. Sample from an angular boulder breccia (?) displaying strong silicification and pyrite + chalcopyrite (?) stringers. Sample J023857. UTM Coordinates: Easting: 645266mE, Northing: 5217319mN; NAD83; Zone 19N.



Figure 12a. Vuggy vein with hematite surrounding the alteration halo. Sample J023284; UTM Coordinates: Easting: 640237mE; Northing: 5225859mN. NAD83; Zone 19N.



Figure 12b. mm-size quartz stockwork showing K-feldspar alteration of felsic intrusive and containing 0.5% pyrite and 5-10% hematite. Sample J023290. UTM Coordinates: Easting: 640254mE; Northing: 5225874mN. NAD83; Zone 19N.

Atomic Absorption method (code1A2-50 Actlabs) implemented by Techni-Lab (now part of Actlabs) located in Ste- Germaine-Boulé, 50 km north of Rouyn-Noranda, Québec. The certificate of analyses for the grab samples are reported in Appendix 3.

Soil samples (B-horizon) were usually collected from each station on a gridline, each line distanced by 150 m. 1 to 2 kg soil material was extracted with a clean auger and transferred in a Kraft paper bag. To prevent contamination, the samplers used a plastic bag glove to manipulate each sample. The paper bag was tagged, sealed, and transferred afterwards into the plastic bag. The sample location was determined by a handheld Garmin GPS. The samples were described and annotated into a cellphone/tablet and later transferred into a computer file. Before being sent to the lab, the soil samples were dried for at least 48h on a rack, then put in sturdy large bags and stored securely in the cabin where the geological engineers resided.

Upon completion of the soil survey, the samples were sent by truck to the ALS laboratory in Moncton, NB. Soil samples were dried at <60°C, sieved to < 400 micron (36 mesh). 50 g of the fraction was retained for analysis of 53 elements trough the AuME-ST43 package using the aqua region digestion followed by the super trace gold ICP-MS analytical method at the Sudbury, ON, ALS laboratory. The following elements were analyzed: Au, Cu, Nb, Ta, Ag , Fe, Ni, Te, Al, Ga, P, Th, As, Ge, Pb, Ti, B, Hf, Pd, Tl , Ba, Hg , Pt, U, Be, In, Rb, V, Bi, K, Re, W, Ca, La, S, Y, Cd, Li, Sb, Zn, Ce, Mg, Sc, Zr, Co, Mn, Se, Cr, Mo, Sn, Cs, Na and Sr. The soil pH was also determined on a 10g paste sample saturated with water (Code OA-ELE07). The Certificate of Analyses for the soil samples are given in Appendix 4.

The author is confident that the size and weight of all rock and soil samples were adequate. The data from the quality control checks did not indicate any significant bias or quality control issues for the Actlabs and ALS Minerals. The author has not visited these two laboratories to see their operations firsthand, nor is he familiar with the general historical performance of the facilities. A geological engineer was constantly involved during the sampling procedures (soil and rocks) and shipping process. Handling and transport all followed a protocol established by the field geological engineer that include a strict chain of custody from sampling to the laboratory. Therefore, the integrity of the

samples is indisputable. The ALS Minerals and Actlabs Laboratories are independent of the Issuer. The Ancaster Actlabs laboratory in Ontario and ALS Minerals Laboratories in Moncton, Vancouver, Val d'Or, Rouyn-Noranda and Sudbury have obtained the ISO/IEC 17025 Certification from the Standards Council of Canada for a number of specific test procedures including fire assay of Au by AA, ICP and gravimetric finish, multielement ICP and AA Assays for Ag, Cu, Pb, and Zn. The above-mentioned laboratories implement standard operating procedures requiring the analysis of quality control samples (reference materials, duplicates, and blanks) with all sample batches. As part of the assessment of every data set, results from the control samples are evaluated to ensure they meet set standards determined by the precision and accuracy requirements of the method. The analytical laboratories use barren wash material between sample preparation batches. This cleaning material is tested before use to ensure no contaminants are present and results are retained for reference.

In conclusion, the author believes the sampling preparation, security, and analytical procedures were adequate and consistent with generally accepted industry best practices. The data from the quality control checks did not indicate any significant bias or quality control issues.

ITEM 12 DATA VERIFICATION

Throughout the course of the first exploration campaign, the soil and rock sampling program was supervised by Christopher Grondin (P. Eng.).

There was no QA/QC protocol established during the collection of grab samples during the May 2024 field exploration campaign. The sample batches did not include blanks, reference standards or duplicates. Concerning the collection of grab samples performed in August 2024, blank samples and certified standards, namely OREAS 620, were inserted every 50 samples. The results are not received yet.

The QA/QC protocol related to the soil sampling survey included the insertion of blanks and duplicates in the sample batches submitted to the laboratory. Spearman rank correlation coefficients for duplicate and original samples for Au, As, Ag, Pb and Zn are presented in binary plots (Figure 13). The correlations coefficients varies from 0.746 to 0.929 to the exception of gold for which the very low concentrations skews the correlation coefficient, becoming meaningless. Table 2 below presents the concentrations of 18 blank samples analyzed for Au, Ag, Pb and Zn. The blank values are acceptable, except for Zn which appear rather high.

Blank samples (n=18)					
	Au	**Ag**	**Cu**	**Pb**	**Zn**
Concentration (ppm)	BD	0.011	4.363	2.406	32.494
Standard-deviation (1σ)	BD	0.014	3.795	2.041	4.845

BD=Below Detection Limit

Table 3. Concentrations of blank samples from the 2024 soil survey completed by GeoExplore Survey Inc. on the Riley Brook property, Victoria County, New Brunswick.

12.1- QP Visit of the Riley Brook Property

The author has visited the Riley Brook property on August 16, 2024. The property being in large part covered by moderately thick overburden, outcrops are sparse and small. The visit consisted of looking at mineralized boulders and scree forming the talus of small hills. No sample were collected during the visit.

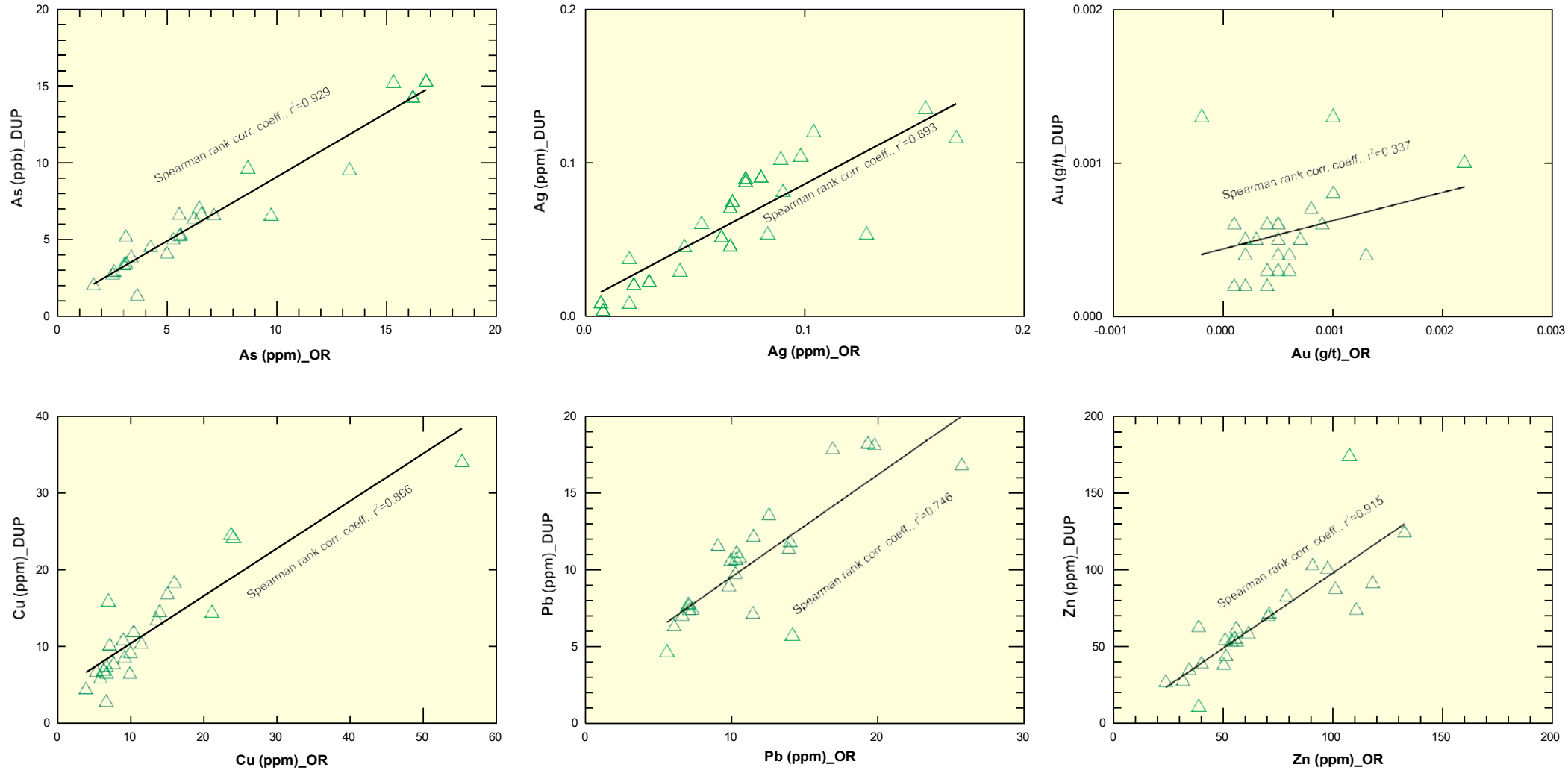

Figure 13. Binary plots of original samples vs. duplicate samples concentrations for As, Ag, Au, Cu, Pb and Zn included with the suite of soil samples collected during May 2024 exploration campaign completed by Fancamp Exploration on the Riley Brook property.

ITEM 13 MINERAL PROCESSING AND METALLURGICAL TESTING

There was no mineral processing or metallurgical testing during the course of this study.

ITEM 14 MINERAL RESOURCES ESTIMATE

There was no mineral resource estimate during the course of this study.

ITEM 23 ADJACENT PROPERTIES

23.1- The Sewell Brook Zn-Pb-Cu Deposit

The Sewell Brook Zn-Pb-Cu deposit* is adjacent to the Riley Brook property with the tenure claims abutting at the southeastern end. The deposit is a low tonnage, locally very high grade (up to 40% Zn), syn-genetic, stratabound, sub-seafloor replacement-type volcanogenic massive sulphide deposit hosted by the Wapske Formation of the Tobique Group. The deposit overlies a submarine dome complex, near its upper contact with a dominantly sedimentary assemblage. The host rocks are dominated by felsic to intermediate volcanic rocks (rhyodacite-dacite).

The sulphide textures range from disseminated to stockwork veins to semi-massive zones. Mineralization is dominated by sphalerite and subordinate galena, although a small chalcopyrite-rich zone is present. Pyrite is subordinate to sphalerite and galena throughout most of the deposit. The volcanic host rocks are affected by addition of potassium and leaching of Na. The hydrothermal alteration is dominated by chlorite and accessory sericite alteration in proximity to sulphides. The deposit is interpreted as a submarine / subsurface replacement VMS model (Walker, 2015).

**The qualified person has been unable to verify the information above which is not necessarily indicative of the mineralization on the property.*

ITEM 24 OTHER RELEVANT DATA AND INFORMATION

There is no other relevant data and information.

ITEM 25- INTERPRETATION AND CONCLUSIONS

The jury is still out on the type of mineralization occurring on the Riley Brook property. The presence of gold-bearing quartz veins at lithological contacts, whether sediment/rhyolite or basalt/sediment or crosscutting early structures would indicate a lode gold or orogenic type of mineralization. This would be corroborated by the pervasive silicification, sericitization or epidotization associated with the mineralization. However, in many cases, the polymetallic nature of mineralization (i.e. Cu, Zn, Pb ±Au ±Ag) and occurrence of stockworks or networks of quartz veins displaying vuggy or comb textures hint at an early (?) epithermal system perhaps related to porphyritic felsic plutons at depth. The paucity of large outcrops on Riley Brook where the relations between the mineralization, lithologies and structures can be observed is hampering the classification in one or other type of mineralization, both of which can be present. Nonetheless, the author believes the property is under explored in large part due to the lack of outcrop and widespread till and soil cover on the property.

The Riley Brook property is located in northwestern New Brunswick and constituted of 6 contiguous claims (cells) and currently 100%-owned by Fancamp Exploration. The Company conducted two programs of exploration lasting 9 days in May 2024 and 15 days during August 2024. During the first stage, the junior geological engineer collected 32 grab samples from 6 specific sites returning few significant values in base and precious metals. GeoExplore Survey Inc. conducted a soil survey collecting 1171 samples from the B Horizon during a 9-day period in May 2024. Three grids were located in the north, central and northwest areas of the property with a 150m sample spacing. Finally, the second phase of exploration carried out from August 5 to 19, 2024 involved a property-wide prospecting to discover mineralized outcrops and boulders and collect grab samples, 250 in total.

The Wapske Formation, part of the Tobique Group, incorporates the bulk of the lithologies within the confines of the Riley Brook property. The Wapske formation consists of bimodal volcanic rocks interlayered with sediments, predominantly deposited in a

environment. Mafic volcanic rocks are composed of massive to pillowed, commonly vesicular, or rarely porphyritic flows and local hyaloclastite and basaltic tuff. Felsic volcanic rocks are rhyolitic and commonly massive to flow-banded, aphyric to feldspar-phyric and locally vesicular. Historical mineralization on the Riley Brook property occurred as disseminated, veins and veinlets rich in chalcopyrite (Cu), sphalerite (Zn), galena (Pb) ±Au spatially associated with altered (silicified, sericitized and epidotized) felsic rocks.

The author proposes a 30-day exploration campaign to be conducted on the property. The exploration would involve overburden stripping and trenching owing to the thick overburden characterizing the entire property. Limited soil surveys may be contemplated in zones of thick overburden or characterized by anomalous soil or grab rock concentrations in precious or base metals. Furthermore, a VTEM+ survey having a 100-150m line spacing should be flown on the entire property. A total budget of $681,873 is suggested for this phase of exploration.

ITEM 26- RECOMMENDATIONS

The Riley Brook Property holds a significant potential for discovering important Cu, Zn, Pb±Au mineralization of the lode gold or epithermal type. Historically, the paucity of outcrop necessitated the implementation of secondary environment techniques (soil, till, streams or bottom lake sampling) as well as geophysical surveys (e.g. IP, MAG, VLF surveys) to find base metal and gold targets. Limited soil surveys may be contemplated in zones of thick overburden. Soil or till surveys with a tight line spacing (50 x 50m or 100 x 100m) may be envisaged in areas of mineralization exposures or where important regional soil anomalies are detected. Up until now Fancamp Exploration proceeded in two exploration campaigns lasting 9 and 15 days respectively. The author recommends a 30-day exploration campaign to be conducted involving overburden stripping and trenching with the use of an excavator considering the thick overburden characterizing the entire property.

Limited ground based geophysical surveys, notably VLF, Mag and IP/Resistivity surveys were performed on small grids, whereas a property-wide airborne geophysical survey was not completed with historic ones completed mainly in the 1990's. For this reason, a VTEM+ survey should be flown on the entire property. The large area occupied by the property would be amenable to a 100-150 m grid spacing in order to detect conductive and high magnetic areas which could lead to define broad targets. The current VTEM plus survey leads to greater depth perception and higher resolution as a result of high- quality signal-to-noise levels and possess an ability to energize strong conductors and explore more deeply through adjustable pulse widths. A total budget of $681,873 is suggested for first phase of exploration.

26.1- Budget Breakdown

2024 EXPLORATION BUDGET RILEY BROOK PROPERTY	
ITEM	**COST**
HELICOPTER-BORNE VTEM™ AND HORIZONTAL MAGNETIC GRADIOMETER, RADIOMETRIC GEOPHYSICAL SURVEY	
2,300 km x $150/km	$345,000
Fuel: 12,200 l x $ 2.5/l	$30,500
Reconnaissance flight	$2,000
Mob-Demob	$25,000
Interpretation	$15,000
MAPPING AND PROSPECTION	
2 geologists : 30 days x $850/day	$51,000
Mobilisation-demobilisation (trucks+trailer)	$2,500
Diamond saw (monthly rate)	$1,000
Various for camp	$800
Excavator : 20 days x 6 hr/day x $175/hr	$21,000
Trenching kit	$1,000
Pump, hose, generator	$2,000
Various materials for exploration	$2,000
ROCK SAMPLE ANALYSIS	
$50/samples X 400 Samples (Au Fire Assays + ICP-MS) ActLabs	$20,000
Samples shipping	$2,000
SOIL SURVEY	
4 technicians X 595/day x 15 days	$35,700
500 samples x $80/sample	$40,000
Sample shipping	$2,000
FOOD AND LODGING	
Location camp; 4 weeks X $2,000/week	$8,000
Food	$6,000
LOCATION TRUCK+ATV	
Pick-up: 4 wks X 1000/wk	$4,000
Fuel: (15l per 100km) for 3000 km @$1.80/l	$810
ATV: $50/day x 40 days	$2,000
Fuel ATV: (1l per 8.5 km per km) for 1000 km @1.80/l	$211
Sub-total	$619,521
Contingency (10%)	$61,352
Grand Total	**$681,873**

ITEM 27- REFERENCES

Bjornson, B.1976. Shingle Gulch, southern extension (21 0/3). Amoco Canada Petroleum Company Limited. Report 470359; 20 pp.

Blecha, M. 1968.Assessment Work Report on the Gulquac Property. Report 470825; 11 pp.

Bourque, P. A., Brisebois , D., Malo, M. 1995. Gaspe Belt. In Geology of the Appalachian-Caledonian Orogen in Canada and Greenland, Chapter 4. Edited by H. Williams. Geological Survey of Canada, Geology of Canada, No. 6; pp. 316-351.

Brooks, E.A. 1996. Report on Geophysical Surveys on the Jenkins Lake Property by Chapleau Resources Ltd. for Nova Gold Resources Inc. or the period of February, 1996 to December 31, 1996. |Claim Numbers: 376630 to376695 inclusive. Report 474824; 11 pp.

Brooks, A. E. Cimarron Minerals Ltd. Report for Assessment on the Stewart Claim Group, Claim Block #NR-03, 2887, Claim Nos. 376971-010, 377012-026, 028-106 and 37'?229-288 inclusive, Geological, Geophysical, and Geochemical Surveys, and Diamond Drilling in Victoria County, New Brunswick, for the Period of January, 1997 to November, 1997, N.T.S. 21 0/3, Near Long. 67 05'00"W by Lat. 47 06'00"N. Report 474985; 56 pp.

Brooks, A. E. 1999. Cimarron Minerals Ltd., Report for Assessment on the Lower Blue Mountain Claim Group, Claim Nos. 377107-142 inclusive, Results of Geological, Geophysical, and Geochemical Surveys and Diamond Drilling, Victoria County, New Brunswick, for the Period of January 1997 to December 1997, N.T.S. 21 0/3, near Long. 67° 12'29"W by Lat. 47° 03'11"N. Report 474997; 31 pp.

Buchanan, L.J., 1981. Precious metal deposits associated with volcanic environments in the southwest. In Dickson, W.R., Payne, W.D, Relations of Tectonics to Ore Deposits in the Southern Cordillera. Arizona Geological Society Digest, v. 14; p. 237-262.

Burns, T. M. 1981. Canadian Occidental Petroleum Limited Minerals Division, Geology and Geochemistry of the Stew-Evy Claim Group, N.T.S.: 21 O/3 E, Lat.: 47°04'53"N, Long. : 67°03'W, Claims, Stew: 35 Claims, Tag Nos. 292182 to 292216, inclusive, Evy: 48 Claims, Tag Nos. 291665 to 291712, inclusive, Lorne Parrish, New Brunswick. Report 472703; 183 pp.

Burns, T.E. 1982. Geology, Geochemistry, and Geophysics of the Stew-Evy-Shin-Shingle Claim groups, Parish of Lorne, Victoria County, New Brunswick. Canadian Occidental Petroleum Limited report. Report 472798; 195 pp.

Burns, J. G. 1990a. Geology and Geochemistry of the Mabel Group Claims, Lorne Parrish,

Victoria County, New Brunswick. Claims Numbers 340216 to 340219 Inclusive. Report 473946; 35 pp.

Burns, J.M. 1990b. Prospecting and Rock Sampling of the Riley Lake Claims, Lorne Parrish, Victoria County, New Brunswick, NTS 21 0/3 E, Claims Numbers 340204 to 340209 Inclusive. Report 473947; 42 pp.

Burns, J. G. 1990c.Copper, Lead and Zinc Soil Geochemistry of the Mabel Brook Claims, Lorne Parrish, Victoria County, New Brunswick, NTS 21 0/3 E, Claims Numbers 340216 to 340219 Inclusive. Report 474082; 23 pp.

Burton, D.M. 1993. 1992-93 Report of Work, Riley Lake Claims, Lorne Parrish, Victoria County, New Brunswick, NTS 21 0/3 E, Claim Numbers 340204 to 340209 Inclusive, for NovaGold Resources Inc. Report 474383; 15 pp.

Burton, D. M. 1989. Report of Geological, Geophysical and Geochemical Surveys,Riley-Brook Grid, N.T.S. 21 0/3E, October 1988 - October 1989 by NovaGold Resources Inc. for NovaGold Resources Inc. Report 473770; 75 pp.

Calhoun, R. F. 1981. Mattagami Lake Exploration Ltd., Tobique Project, Victoria County, New Brunswick, Diamond Drill Holes Log, T.M.80-5, T.M.80-8, T.M.80-10. Report 72733; 19 pp.

Davidson, S. 1957. Conwest Exploration Company, Airborne Electromagnetic Survey of Trousers Lake Area, Victoria County, New Brunswick. Report 470802; 12 pp.

Dimmell, P. M., Hoy, D. First Year Assessment Report (Airborne Geophysical and Compilation) on the Project 7042, Black Mountain Group, Claim # 333652-59, 344441- 45, 345400, 347391-347400, 352901-3023, 353061-353076, Victoria County, New Brunswick, NTS 21 0/3 E, for International Corona Corp. and Freewest Resources Inc. Report 474132; 86 pp.

Dostal, J., Dupuy, C. 1984. Geochemistry of the North Mountain basalts (Nova Scotia, Canada). Chemical Geology, 45; p. 245- 261.

Dostal, J., Wilson, R.A., Keppie, J.D. 1989. Geochemistry of Siluro-Devonian Tobique volcanic belt in northern and central New Brunswick (Canada): tectonic implications. Can. J. Earth Sci. 26; p. 1282-1296

Duncan, J. F. 1993. Report of Geophysical Surveys and Diamond Drilling, Sewell Brook Claim Group, N.T.S. 21 0/3E,April 5, 1992 -April 5, 1993, by NovaGold Resources Inc. For NovaGold Resources Inc. Report 474322; 22 pp.

Fyffe, L.R., McCutcheon, S.R., Smith, E.A. 2008. Bedrock geology of New Brunswick. New Brunswick Dept. of Energy and Mines, Map NR-(2008 edition) Scale1: 500,000. Fyffe, L.R

and Fricker,A. 1987. Tectonostratigraphic terrane analysis of New Brunswick. Maritime, Sediments and Atlantic Geology. v. 23; p. 113–123.

Giggie, K. V. 1992. Report of Diamond Drilling, Geological and Geophysical Surveys, Sewell Brook Claim Group, N.T.S. 21 0/3, NovaGold Resources Inc. for NovaGold Resources Inc. Report 474186; 200 pp.

Giggie, K. V. 1991. Report of Work, Blue Mountain Brook Claim Group, N.T.S. 21 O/3E, March 31, 1990 - July 31, 1991, NovaGold Resources Inc. For NovaGold Resources Inc. Report 474061; 12 pp.

Gitting, F. W. 1981. Geology and Geochemistry of the Blue Claim Group, Claim Sheet 21 O/3E, Long. : 67°13'W, Claims: Blue 1-120, Tag Nos. 291545 to 291664, inclusive, Lorne Parrish, New Brunswick. Report 472700; 14 pp.

Groves, D.I., Goldfarb, R.J., Robert, F., Hart, C.J.R. 2003. Gold deposits in metamorphic belts: Overview of current understanding, outstanding problems, future research and exploration significance. Economic Geology, v. 98; p. 1-29.

Hallof, P. 1979. Report on the Induced Polarization and Resistivity Survey on the Mable Creek Claim Group, Tobique project, New Brunswick for Matagami Lake Mines, ON . Report 472430; 18 pp.

Hedenquist, J. W. 1987. Mineralization associated with volcanic-related hydrothermal systems in the circum-Pacific Basin. In Transactions Fourth Circum-Pacific Energy and Mineral Resources Conference, Singapore (Ed: M K Horn); p. 513-524.

Hodgson, C.J. 1989. The structure of shear-related, vein-type gold deposits: a review. Ore Geology Review, v. 4; p. 231-273.

Hoy, D. 1993. Report of 1992 Exploration on the Riley Brook Property, Bald Peak Area (21 O/3H), Victoria County, New Brunswick. Report 474316; 53 pp.

Huska, K.J. 1981. Diamond Drill Hole Logs, Mabel Brook Claim Group, Mattagami Lake Exploration Limited. Report 472537; 15 pp.

Johnson, I. 1991. Report on a Combined Helicopter-Borne Magnetic Electromagnetic and VLF-EM Survey, Blue Mountain Lake Area, New Brunswick for Noranda Exploration Company Ltd. and Aerodat Ltd. Report 475958; 41 pp.

Kempster, R. 1994. Noranda Exploration Company, Ltd. Report of Work, Shingles Gulsch, Shingle Gulsch Extension, Blue Mountain Lake, Blue Mountain Lake Extension, Projects 4230, 4253, Victoria County, New Brunswick, Claim Nos: 346176-200; 351269-270;

352001-079; 352100-200; 355701-732; 355832-843; 352080-100; 352201-225;352261-299; 353481-490; 355844-849; 354401-465; 354466-475; 353739-750; 354533-570, NTS - 21 0/2; 21 0/3, Lat: 47°04'55", Long: 67°02'30", UTM Coord.: 648000E,5216000N. Report 474251; 75 pp.

Kempster, R. 1991. Noranda Exploration Ltd. Report of Work, Shingles Gulch, Shingle Gulch Extension, Blue Mountain Lake, Blue Mountain Lake Extension, Project 4230, Victoria County, New Brunswick, Claims 346176-200; 351269-270; 352001-079;352101-200; 355701-732; 355832-843; 352080-100; 352201-225; 352261-299; 353481- 490; 355844-849; 354401-465; 354466-475; 353739-750; 354533-570, NTS - 21 0/2; 21 O/3, Lat: 47°04'55", Long: 67°02'30", UTM Coords: 648000E, 5216000N. Report 474904; 88 pp.

Kovacs, L. 2000. Summary Report, Prospecting and Drilling on the Riley Brook Property (May-August 2000), Bald Peak (21O/3), Victoria County, New Brunswick, Lat. 47 11', Long. 67 ° 07'. Report 475404; 55 pp. Kovacs, L. 2011.Assessment Report for Massamoque t prospecting Syndicate of New Brunswick, Geophysical Prospecting Surveys, February 15, 1999 to February 21, 1999, Tag Numbers 359822-359824; 359827-359829; 359833- 359835, 359838 -359840 and 359845, NTS 21/03. Report 475194; 19 pp.

LaRoque, J.A. 1957a. McIntyre Porcupine Ltd. Report, Victoria II group, Victoria County, New Brunswick, February 5th 1957. Report 470819; 16 pp.LaRoque, J.A. 1957b. J.A. McIntyre Porcupine Mines Ltd., Victoria III Group, Victoria County, New Brunswick. Report 470820; 14 pp.

Merserau, T. G. 1997b. Assessment Report, Line Installation, Geochemistry, Geocompilation, Lower Blue Claim Mountain Group, Block 2888, Victoria County, New Brunswick, Claim Nos. 377107 - 377142, for Cimarron Minerals Ltd., NTS 21 0/3W, Lat. 47°05' and Long. 66° 13'. Report 474840; 29 pp.

Merserau, T. G. 1997a. Assessment Report, Line Installation, Geochemistry, Geocompilation, Stewart Claim Group, Block 2887, Victoria County, New Brunswick, Claim Nos. 376971-377010, 377012 – 377026, 377028-377106, 377229-377288, for Cimarron Minerals Ltd., NTS 21 0/3W, Lat. 47°06' and Long. 67° 05'. Report 474841; 44 pp.

Mikucki, E.J. 1998. Hydrothermal transport and depositional processes in Archean lode- gold systems: A review. Ore Geology Review, Special Issue, v. 13; p. 307-321.

Morrison, G.W., Dong, G., Jaireth, S. 1990. Textural zoning in epithermal quartz veins. Amira Project P247, Gold Research Group, James Cook University of North Queensland; 33 pp.

Pearce, J. A. 1982. Trace element characteristics of lavas from destructive plate boundaries. In Andesites: orogenic andesites and related rocks. Edited by R. S. Thorpe. J. Wiley & Sons, Inc., Chichester, United Kingdom; p. 525 -548.

Phoenix Geophysics Ltd. Notes on the Theory, Method of Field Operation and Presentation of Data for the Induced Polarization Method.

Robert, F., Poulsen, K.H. 2001. Vein formation and deformation in greenstone gold deposits, In Richards, J.P., and Tosdal, R.M., eds., Structural Controls on Ore Genesis. Society of Economic Geologists, Reviews in Economic Geology, v. 14; p. 111-155.

Robertson, D.M. 1979. Canadian Occidental Petroleum Minerals Division, Project Campy, Geology and Geochemistry of the Stew Claim Group. N.T.S.: 21 0/3E, Lat.:47°4'30" N, Long. : 67°4'0" w, Claim Nos: 35 Claims: 292182 to 292216 Inclusive, Parish of Lorne, Victoria County, New Brunswick. Report 472557; 54 pp.

Robertson, D. M.1980a. Canadian Occidental Petroleum Limited Minerals Division, Project Campy, Black Claims, N.T.S.: 21 O/3 E, Lat.: 47°09'N, Long. : 67°05'W, Claims no; 20 Mining Claims: 292146 to 292165, Inclusive, Lorne Parrish, New Brunswick. Report 472558; 14 pp.

Robertson, D. M. 1980b. Canadian Occidental Petroleum Mineral Division, Project Campy, Geology and Geochemistry of the Evy Claim Group, NTS: 21 O/3E, Lat.: 47° 5' 15°N, Long.: 67° 2'W, Claim Numbers: 48 Mining Claims: Tag Nos. 291665 to 291712 Inclusive. Report 472551; 38 pp.

Robertson, D. M. 1980c. Canadian Occidental Petroleum Mineral Division, Project Campy, Geology and Geochemistry of the Left Claim Group, NTS: 21 O/3E, Lat.: 47° 07' N, Long.: 67° 05' W, Claim No: 292166 to 292181, Parish of Lorne, Victoria County, New Brunswick. Report 472560; 35 pp. Robertson, D. M. 1980d. Canadian Occidental Petroleum Mineral Division, Project Campy, Geology and Geochemistry of the Blue Claim Group, NTS: 21 O/3E, Lat.: 47°5'N Long.: 67°13'W, Claim No: 292166 to 292181, Parish of Lorne, Victoria County, New Brunswick. Report 472552; 42 pp.

Scott, K. V. 1990. Report of Geological and Geochemical Surveys, Blue Mountain Brook Claim Group, N.T.S. 21 O/3E, March 31, 1988 - March 31, 1989, NovaGold Resources Inc. For NovaGold Resources Inc. Report 473671; 29 pp.

Scott, K. V. 1991. Report of Geological and Geochemical Surveys, Craig Mountain Claim Group, N.T.S. 21 O/3E,April 5, 1988 -April 5, 1989, by NovaGold Resources Inc. For NovaGold Resources Inc. report 473683; 52 pp.

Scott, K. V. 1989. Report of Geological and Geochemical Surveys, Riley Brook Claim Group, N.B., Tag #330600-33073Z & 330734-330888), N.T.S.2Z1 O/3E, (May 27, 1988 - May 27, 1989), by NovaGold Resources Inc. for NovaGold Resources Inc. Report; 473710; 115 pp.

Scott, P. 2000. Report on the Geochemical Surveys for Massamoquet Prospecting Syndicate, Blue Mountain Project. Report 475050; 25 pp.

Spat, A. G. 1967. Newmont Mining Corp. of Canada Ltd., Reconnaissance Geochemical and Geological Survey of the Blue Mountain Claim Group, Victoria County, New Brunswick. Report 470821; 11 pp.

Taylor, M. R. 1999a. Neary Resource Corp. and Miramichi Minerals Ltd., Black Mountain Project, NBEAP 035, Plaster Rock Area, New Brunswick Final Report, 1996 Exploration Program, Mapping, Prospecting, Stream Sediment Geochemistry, Soil Geochemistry and Induced Polarization Geophysical Surveys, Claim Nos. 377171- 377188, 377329-377335, 376260-376279, 377609-377643, 380296-380305, 380588-380607, NTS 2103 67°03'W 47°10'N. Report 474837; 90 pp.

Taylor, M. R. 1999b. Miramichi Minerals Ltd., Black Mountain Project, Plaster Rock Area, New Brunswick, Assessment Report, 1997 Exploration Program, Diamond Drilling, Claim Nos. 377171-377188, 377329-377335, 376260-376279, 377609-377643, 380296- 380305, 380588-380607, NTS 2103 67°03'W 47°10'N. Report 474958; 64 pp.

Underwood, E. H. 1957. The Riley Brook Map-Area, Victoria County, New Brunswick. Report 470823; 7 pp.

Walker, J.A., McCutcheon, S.R. 1995. Siluro-Devonian stratigraphy of the Chaleurs Bay Synclinorium, northern New Brunswick. In Current Research 1994. Compiled and Edited by S.A.A. Merlini. New Brunswick Department of Energy and Mines, Miscellaneous Report 18; p. 225–244.

Walker, R. T. 1998. Chapleau Resources Ltd., Geological Report on the Jenkins Brook Property, Victoria County, New Brunswick, 21 O/3E, Lat.: 47° 02'N, Long.: 67° 04' W for NovaGold Resources . Report 475027; 49 pp.

Walker, R. T. 2000. Report on diamond drilling on the Sewell Brook Property for Nova Gold

Resources Inc., NTS 21 O/03E. Report 475168; 389 pp.

Walker, J.A. 2015. The Sewell Brook Zn-Cu-Pb Sulphide Deposit, Northern New Brunswick: An Example of Early Devonian Subseafloor Replacement Mineralization. New Brunswick Energy and Mines Geoscience Report, GR2015-03; 69 pp.

Warner, T. L. 1999. Report on the Lower Blue Mountain Claim Group, Victoria County, N.B., Claim numbers 378775-378839; 378852-378853; 378866; 379178- 79209,Prepared for PGE Resources Corporation. Report 474848; 111 pp.

Warner, T. L. 1980. Canadian Occidental Petroleum Limited Minerals Division, Geology and Geochemistry of the Black Claims, Claim Sheet 21 0/3E, Lat.: 47°09'N, Long.: 67°05'W, Black Claims 1 to 20 (Tag Nos.: 292146 to 292165), Lorne Parrish, Victoria County, New Brunswick.

Report 472702; 98 pp.

Weidner, S. 1989. RioAlgom Exploration Inc., Riley Brook Property, Victoria County, N.B., NTS 21O/3, Report on Exploration Activities, May 15-May 26 1989. Report 473772; 25 pp.

White, N.C., Hedenquist, J. W. 1990. Epithermal environments and styles of mineralization: variations and their causes, and guidelines for exploration, Journal of Geochemical Exploration, v. 36; p. 445-474.

White, N.C., Hedenquist, J. W. 1995. Epithermal gold deposits: styles, characteristics and exploration, Society of Economic Geologists Newsletter, no. 23; p. 9-13.

Wilson, R.A. and Kamo, S.L. 2012. The Salinic Orogeny in northern New Brunswick: geochronological constraints and implications for Silurian stratigraphic nomenclature. Canadian Journal of Earth Sciences, 49; p. 222–138.

Wilson, R.A. 2006. Geological map of northern New Brunswick (NTS 21 O, parts of 21 P, 22B). New Brunswick Department of Natural Resources; Minerals, Policy and Planning Division, Map Plate NR-3. (Second Edition); 1:250 000 scale.

Wilson, R.A. 1992. Petrographic features of Siluro–Devonian felsic volcanic rocks in the Riley Brook area, Tobique Zone, New Brunswick: implications for base-metal mineralization at Sewell Brook. Atlantic Geology, 28; p. 115–135.

Appendix 1

Appendix 1. Description, localization and analytical data for the soil samples collected during the 2024 exploration campaign conducted by GeoExplore Survey on the Riley Brook property.

Sample_no.	Easting	Northing	Color	Texture	Depth (cm)	Horizon A	Soil_Moisture	Notes	pH	Au (g/t)	Ag (ppm)	Al (wt. %)	As (ppm)	B	Ba	Be	Bi	Ca (wt. %)	Cd (ppm)	Ce
C310	638049	5210682	Brown	Silty	30-40 cm	B-Horizon	Damp	Humide	4.7	NSS	NSS	NSS	NSS	NSS	NSS	NSS	NSS	NSS	NSS	NSS
C627	638613	5214007	Brown	Sand	20-30 cm	B-C Transition	Dry	Rocky	4.9	NSS	NSS	NSS	NSS	NSS	NSS	NSS	NSS	NSS	NSS	NSS
C624	638190	5214161	Brown	Sand	20-30 cm	B-Horizon	Dry		5	NSS	NSS	NSS	NSS	NSS	NSS	NSS	NSS	NSS	NSS	NSS
C061	635958	5208911	Brown	Sand	20-30 cm	B-Horizon	Dry	Buldozer path	4.1	NSS	NSS	NSS	NSS	NSS	NSS	NSS	NSS	NSS	NSS	NSS
C125	636728	5209266	Brown	Sand	30-40 cm	B-Horizon	Dry		4.7	NSS	NSS	NSS	NSS	NSS	NSS	NSS	NSS	NSS	NSS	NSS
C135	638137	5208753	Brown	Sand	20-30 cm	B-Horizon	Dry		4.8	NSS	NSS	NSS	NSS	NSS	NSS	NSS	NSS	NSS	NSS	NSS
C140-A	637554	5209125	Brown	Sand	10-20 cm	B-Horizon	Dry	Duplicate	5.1	NSS	NSS	NSS	NSS	NSS	NSS	NSS	NSS	NSS	NSS	NSS
B207	642262	5219192	Brown	Sand	20-30 cm	B-Horizon	Dry		4.7	NSS	NSS	NSS	NSS	NSS	NSS	NSS	NSS	NSS	NSS	NSS
C285	638650	5210163	Brown	Clay	30-40 cm	B-Horizon	Damp		4.9	NSS	NSS	NSS	NSS	NSS	NSS	NSS	NSS	NSS	NSS	NSS
C283	638369	5210265	Brown	Sand	30-40 cm	B-Horizon	Dry		4.8	NSS	NSS	NSS	NSS	NSS	NSS	NSS	NSS	NSS	NSS	NSS
C280-B	637946	5210419						Blank	NSS	NSS	NSS	NSS	NSS	NSS	NSS	NSS	NSS	NSS	NSS	NSS
B069	642473	5217359	Brown,Orange	Silty	20-30 cm	B-Horizon	Very Dry		4.8	NSS	NSS	NSS	NSS	NSS	NSS	NSS	NSS	NSS	NSS	NSS
B045	642089	5217180	Brown,Orange	Clay	20-30 cm	B-C Transition	Dry	Rock fragments	4.7	NSS	NSS	NSS	NSS	NSS	NSS	NSS	NSS	NSS	NSS	NSS
C408	638619	5211611	Brown	Clay	30-40 cm	B-Horizon	Damp		4.5	0.0009	0.229	3.47	11.65	-10	78.4	1.43	0.451	0.07	0.173	49.9
C463	639247	5212021	Brown	Sand	20-30 cm	B-Horizon	Dry		4.4	0.0005	0.108	2.07	4.62	<2	28.8	0.432	0.146	0.05	0.151	21.5
C490	639228	5212187	Brown	Sand	20-30 cm	B-Horizon	Dry		4.7	0.0002	0.136	3.45	4.38	2	32.9	0.901	0.17	0.03	0.11	35.6
C485	638523	5212444	Brown	Clay	40-50 cm	B-Horizon	Damp		4.4	0.0025	0.033	2.96	4.96	<2	27	0.562	0.189	0.01	0.098	25.4
B243	643192	5219333	Brown	Silty	10-20 cm	B-Horizon	Damp	Slightly swampy	NSS	0.0005	0.094	4.43	25.3	-10	78.6	2.97	0.229	0.52	0.304	177
B274	643698	5219627	Grey	Gravely	30-40 cm	B-Horizon	Damp	Very rocky sample	5.7	0.0004	0.213	3.27	16	-10	66.4	1.4	0.248	0.63	0.373	144
N098	639660	5229143	Brown	Clay	30-40 cm	B-Horizon	Damp		4.8	0.0002	0.108	3.05	13	2	81.2	0.471	0.0822	0.11	0.249	25.6
N070	639222	5228896	Brown,Orange	Sand	20-30 cm	B-Horizon	Very Dry		4.7	0.0004	0.3	2.16	22.2	2	97.2	0.758	0.1665	0.05	0.333	34.1
C503	637817	5212884	Brown	Sand	20-30 cm	B-Horizon	Dry		4.8	0.0013	0.155	2.12	5.43	<2	32.6	0.724	0.1345	0.06	0.164	31.8
B229	642788	5219320	Brown	Sand	20-30 cm	B-Horizon	Dry	Limited soil very rocky sample	5.1	0.0007	0.28	3.41	17.65	4	116.5	9.3	0.246	0.32	0.524	259
C465	638965	5212123	Brown	Clay	30-40 cm	B-Horizon	Dry		4.5	0.0004	0.086	2.13	3.97	<2	31.4	0.633	0.2	0.02	0.141	35.8
C452	637857	5212367	Brown,Orange	Silty	20-30 cm	B-Horizon	Dry		4.9	0.0006	0.132	3.99	6.34	<2	44.5	1.79	0.18	0.04	0.186	46.9
B277	643275	5219781	Brown	Clay	20-30 cm	B-Horizon	Damp		5.9	0.0002	0.237	2.64	33.9	-10	98.9	2.27	0.185	0.69	1.02	117
C453	637997	5212316	Brown	Clay	10-20 cm	B-Horizon	Dry		4.8	0.0003	0.073	2.62	5.9	2	49.5	1.135	0.214	0.05	0.199	45.3
B216	642807	5219153	Brown	Clay	30-40 cm	B-Horizon	Wet		4.6	0.0003	0.197	1.79	5.73	-10	639	0.53	0.239	0.15	0.942	23.8
N072	639243	5229062	Brown,Grey	Clay	30-40 cm	B-Horizon	Damp		6.1	0.0001	0.313	2.96	51.2	3	320	1.945	0.192	0.54	0.452	71.5
C446	637453	5212355	Brown	Sand	20-30 cm	B-Horizon	Dry	Rocky sample	4.7	0.002	0.168	3.69	6.79	3	56.9	0.908	0.188	0.06	0.29	37.7
C445	637594	5212303	Brown	Sand	20-30 cm	B-Horizon	Dry		4.8	0.0004	0.221	2.6	4.03	2	40.9	0.85	0.1645	0.04	0.183	32.9
C002	635895	5208293	Red	Clay	30-40 cm	B-Horizon	Damp		4.5	<0.0001	0.016	1.06	1.7	2	61.9	1.075	0.266	0.19	0.048	47
C486	638664	5212393	Brown	Clay	30-40 cm	B-Horizon	Dry		4.6	0.0005	0.083	2.26	5.46	<2	51.8	1.11	0.1695	0.06	0.177	45.3
C235	637157	5210227	Brown	Clay	10-20 cm	B-Horizon	Damp		5	0.0005	0.089	2.98	9.21	3	277	4.8	0.248	0.4	0.266	148.5
B226	643211	5219166	Brown	Sand	20-30 cm	B-Horizon	Dry	Coter d'une riviere avec des contaminant et des bous	NSS	0.0003	0.136	3.88	65.3	-10	73.6	2.28	0.211	0.47	0.329	128
C104	637894	5208523	Black,Brown	Clay	20-30 cm	river mud?	Damp	Flat section near river	4.5	0.0004	0.075	1.88	9.3	<2	95.5	0.589	0.243	0.14	0.151	36.8
N222	640871	5230133	Brown	Sand	10-20 cm	B-Horizon	Damp	near a swamp	4.4	0.0004	0.171	1.9	29.4	2	48.3	0.445	0.1545	0.03	0.442	38.9
C260	637965	5210253	Brown,Red	Clay	30-40 cm	B-Horizon	Damp		4.9	0.0009	0.02	2.3	9.73	3	140	2.42	0.233	0.19	0.121	103.5
B240	642769	5219487	Brown	Sand	20-30 cm	B-Horizon	Dry	Boulders at site	4.8	0.0005	0.145	4.1	5.87	2	38.6	1.475	0.234	0.04	0.339	93.8
C301	636780	5211163	Brown	Silty	30-40 cm	B-Horizon		Legerement organique	5	0.0027	0.01	1.56	5.38	<2	80.7	1.145	0.227	0.21	0.072	50.7
C448	637293	5212572	Brown	Sand	20-30 cm	B-Horizon	Dry		4.2	0.0002	0.161	1.64	5.25	2	35.6	0.442	0.184	0.05	0.085	28.1
C421	637472	5212188	Brown	Clay	20-30 cm	B-Horizon	Damp		4.6	0.0004	0.136	2.72	4.45	2	35.9	0.743	0.1615	0.04	0.2	29.8
C311	638190	5210650	Brown	Sand,Silty	10-20 cm	B-Horizon	Damp	Swampy area	NSS	0.0004	0.018	2.03	7.67	-2	76.3	0.948	0.2	0.09	0.104	27.5
C508	637780	5213034	Brown	Silty	30-40 cm	B-Horizon	Dry		4.4	0.0009	0.083	2	5.9	<2	48	0.714	0.158	0.08	0.142	28.9
C466	638824	5212175	Brown	Sand	30-40 cm	B-Horizon	Dry		4.7	0.0005	0.049	2.66	4.12	<2	31	0.765	0.1915	0.03	0.066	35.5
C441	638158	5212098	Brown,Orange	Silty	30-40 cm	B-Horizon	Very Dry		4.6	0.0005	0.092	3.59	7.63	2	36.6	0.643	0.169	0.04	0.282	23.1
C350	638273	5211098	Brown	Clay	20-30 cm	B-Horizon	Dry		4.8	0.0012	0.069	2.57	3.93	<2	60.6	1.115	0.235	0.04	0.155	78.6
C487	638805	5212341	Brown	Silty	30-40 cm	B-Horizon	Dry		4.7	0.0004	0.098	3.63	6.32	<2	38.4	0.872	0.1495	0.04	0.18	34.6
N166	640141	5229723	Brown	Sand	30-40 cm	B-Horizon	Damp	Taken near stream	5.1	0.0006	0.082	3.83	13.25	3	89.5	1.5	0.1515	0.09	0.225	42.1
C491	639369	5212136	Brown	Sand	20-30 cm	B-Horizon	Damp		4.7	0.0004	0.07	3.32	4.36	<2	38.6	0.838	0.149	0.03	0.107	33.2
C502	637940	5212816	Brown	Sand	30-40 cm	B-Horizon	Dry		4.5	0.0006	0.076	2.91	6.6	2	45.9	0.976	0.14	0.03	0.203	38.5
C499	638363	5212662	Brown,Grey	Sand	30-40 cm	B-Horizon	Damp		4.3	0.0004	0.028	2.05	4.38	<2	26.3	0.542	0.227	0.03	0.09	26.1
C425	638036	5211983	Brown	Clay	30-40 cm	B-Horizon	Damp		4.7	-0.0002	0.066	3.38	6.46	-10	49.2	0.97	0.1765	0.09	0.292	28.7

Appendix 1. Description, localization and analytical data for the soil samples collected during the 2024 exploration campaign conducted by GeoExplore Survey on the Riley Brook property.

Sample_no.	Easting	Northing	Color	Texture	Depth (cm)	Horizon A	Soil_Moisture	Notes	pH	Au (g/t)	Ag (ppm)	Al (wt. %)	As (ppm)	B	Ba	Be	Bi	Ca (wt. %)	Cd (ppm)	Ce
B054	642215	5217294	Brown	Sand	20-30 cm	B-Horizon	Dry	Shallow dipping slope avec des Roches au tour	4.8	0.0004	0.247	3.85	9.6	3	54.2	0.726	0.1835	0.08	0.248	61.1
N130	640698	5228805	Brown	Clay	20-30 cm	B-Horizon	Wet		5.5	0.0009	0.228	2.65	30.6	-2	176.5	1.4	0.212	0.6	0.294	70.8
B215	642666	5219205	Brown	Silty	30-40 cm	B-Horizon	Very Dry	Boulders at site	4.8	0.0011	0.074	4.35	5.95	2	49.5	1.37	0.177	0.03	0.245	47.2
B239	642628	5219538	Brown	Sand	20-30 cm	B-Horizon	Dry	Boulders at site	4.8	0.0057	0.04	3.27	8.07	2	45.5	1.405	0.1425	0.03	0.165	84.1
C520	639471	5212418	Brown	Clay	20-30 cm	B-Horizon	Dry		4.5	0.0005	0.088	3.47	5.44	2	39.2	0.86	0.1745	0.04	0.149	31.1
N049	639058	5228813	Brown	Clay,Gravely	40-50 cm	B-C Transition	Damp	Moved 20m upslope from valley bottom	4.9	0.0007	0.267	2.23	13.75	2	167.5	1.185	0.1655	0.12	0.364	33.2
C394	637651	5211803	Brown	Clay	20-30 cm	B-Horizon	Damp		4.6	0.0011	0.039	2.36	6.71	2	55.6	0.804	0.19	0.04	0.165	34.3
C062	636100	5208856	Brown	Sand	20-30 cm	B-Horizon	Dry		4.5	0.0004	0.041	2.88	8.89	2	83.1	0.676	0.38	0.1	0.268	25.3
C402	638779	5211393	Brown	Clay	10-20 cm	B-Horizon	Damp		4.7	0.0008	0.052	2.54	7.79	<2	68	1.315	0.261	0.06	0.072	41.8
C423	637754	5212085	Brown	Clay	30-40 cm	B-Horizon	Damp		5.9	0.0006	0.02	2.52	5.84	-10	191	1.36	0.168	0.52	0.101	79.2
B230	642647	5219371	Brown	Sand	20-30 cm	B-Horizon	Dry	Rocky sample	4.8	0.0045	0.291	3.89	8.54	3	27.8	1.775	0.271	0.02	0.3	72.9
N073	639382	5228979	Brown	Clay	30-40 cm	B-Horizon	Dry	Moved 15m off steep slope	4.6	0.0002	0.085	1.85	24.8	-10	102.5	0.55	0.0718	0.14	0.315	12.15
N060	640465	5228055	Brown	Sand	10-20 cm	B-Horizon	Dry		4.5	0.0004	0.537	3.15	40.4	2	54.9	0.842	0.233	0.02	0.655	33.5
C638	639722	5213764	Brown	Sand	30-40 cm	B-Horizon	Dry		4.9	0.0024	0.126	3.6	5.92	<2	44.8	0.887	0.183	0.03	0.18	58.6
C389	637107	5211842	Brown	Clay	10-20 cm	B-Horizon	Damp		4.3	0.0002	0.115	2.25	7.74	<2	50	0.535	0.284	0.03	0.135	40.1
C548	639433	5212751	Brown	Clay	30-40 cm	B-Horizon	Dry		4.8	0.0007	0.062	3.36	5.48	<2	31.7	0.882	0.12	0.03	0.17	30.2
C424	637895	5212034	Brown	Sand	30-40 cm	B-Horizon	Damp		4.8	-0.0002	0.114	2.96	5.16	-10	40.8	0.76	0.1745	0.06	0.138	30
N080	640238	5228391	Brown	Clay	30-40 cm	B-Horizon	Damp	Rocky sample	5.7	0.0001	0.086	2.05	30.1	2	90.6	0.62	0.197	0.55	0.152	34
C455	638279	5212213	Brown	Clay,Sand	40-50 cm	B-Horizon	Damp	Semi-swampy	4.5	0.0005	0.006	1.16	1.45	<2	25.5	0.457	0.191	0.03	0.031	38
C435	639003	5211790	Brown	Clay	20-30 cm	B-Horizon	Damp		4.5	0.0005	0.099	2.44	6.58	<2	42.2	0.852	0.1615	0.06	0.107	37.6
C319	638312	5210765	Brown	Sand	10-20 cm	B-Horizon	Dry		4.4	0.0031	0.036	1.61	4.54	-2	37.9	0.364	0.186	0.03	0.098	18.95
C513	638485	5212777	Brown	Silty	40-50 cm	B-Horizon	Dry		4.4	0.0007	0.141	3.02	4.32	<2	65.3	0.645	0.115	0.06	0.159	19.55
C484	638385	5212533	Brown	Clay	30-40 cm	B-Horizon	Damp	Moved 25m out of swamp	4.4	0.0002	0.028	3.09	6.05	<2	35.5	0.732	0.1745	0.06	0.101	30.4
B264	642760	5219801	Brown	Clay	40-50 cm	B-Horizon	Dry	Moved 35m. Rockface+boulders	4.7	0.0007	0.026	3.49	5.04	<2	25.7	1.285	0.1615	0.03	0.11	44.3
C489	639087	5212239	Brown	Clay	20-30 cm	B-Horizon	Damp		4.4	0.0002	0.123	1.9	3.01	<2	23.2	0.378	0.151	0.02	0.112	26.7
C227	638285	5209817	Brown	Clay	30-40 cm	B-Horizon	Wet		5.2	-0.0002	0.057	2.74	15.05	-10	103.5	0.98	0.22	0.24	0.114	154
C158	637253	5209394	Brown	Sand	30-40 cm	B-Horizon	Dry		5.1	0.0008	0.031	5.11	3.89	<2	50.9	4.98	0.21	0.03	0.211	130
C422	637613	5212137	Brown	Clay	20-30 cm	B-Horizon	Damp		4.6	0.0014	0.053	1.35	5.29	<2	70	0.526	0.146	0.09	0.081	33.2
C364	637408	5211573	Red	Clay	10-20 cm	B-Horizon	Damp		NSS	0.0003	0.018	2.13	4.17	2	73.8	0.806	0.184	0.09	0.087	35.6
C263	637542	5210407	Brown	Sand	30-40 cm	B-Horizon	Dry		4.7	0.0093	0.134	2.77	5.56	2	50.1	1.21	0.189	0.08	0.167	86.4
B279	642993	5219884	Brown	Clay	40-50 cm	B-Horizon	Damp	Boulders	4.9	0.0003	0.043	4.59	5.29	-10	20.5	1.6	0.133	0.05	0.118	81.2
C440	638299	5212047	Brown,Orange	Clay	30-40 cm	B-Horizon	Dry		4.4	0.0004	0.047	2.72	4.38	2	40.1	0.702	0.1615	0.04	0.14	31.9
C500	638222	5212713	Brown	Silty	30-40 cm	B-Horizon	Dry		4.6	0.0007	0.104	4.14	6.53	2	40.7	1.055	0.137	0.06	0.183	35
C476	637414	5212688	Brown	Sand	10-20 cm	B-Horizon	Dry		4.9	0.0005	0.288	4.06	5.21	2	31.5	0.806	0.121	0.06	0.208	23.7
C471	638119	5212431	Brown	Clay	10-20 cm	B-Horizon	Damp		5	0.0004	0.035	1.98	3.29	<2	45.2	0.783	0.1565	0.13	0.072	29.7
B254	642891	5219602	Brown	Sand	30-40 cm	B-Horizon	Damp	Boulders	4.7	0.0001	0.05	3.61	5.02	<2	30.9	1.85	0.1615	0.04	0.242	55.8
C451	637716	5212419	Brown	Clay	20-30 cm	B-Horizon	Damp	Rocky sample Taken near stream	4.3	0.0103	0.024	1.46	3.66	2	24.8	0.504	0.1335	0.05	0.046	28.8
C501	638081	5212764	Brown	Sand	10-20 cm	B-Horizon	Dry		4.5	0.0005	0.171	3.69	5.39	2	45.9	1.06	0.1415	0.04	0.356	25.8
C300	636657	5211040	Brown	Clay	40-50 cm	B-Horizon	Damp	Swampy area	5.2	0.001	0.022	1.28	16.2	2	110.5	1.025	0.196	0.34	0.081	48.5
B113	641978	5218180	Brown	Sand	20-30 cm	B-Horizon	Dry	Over a hill	4.6	0.0007	0.057	4.25	6.74	-2	65.9	0.993	0.238	0.04	0.212	71.6
C547	639270	5212802	Brown	Clay	30-40 cm	B-Horizon	Dry	Moved 20m out of swampy ground	4.7	0.0004	0.132	2.71	7.31	<2	25.3	0.674	0.1565	0.05	0.119	28.7
C523	639170	5212687	Brown	Clay	20-30 cm	B-Horizon	Dry		4.7	0.0004	0.144	2.77	6.34	<2	40.1	2.4	0.179	0.13	0.109	61.2
N056	639946	5228226	Brown	Sand	20-30 cm	B-Horizon	Dry		4.9	0.0003	0.241	3.6	15.4	2	47.6	0.739	0.1135	0.06	0.193	18.1
C152	636408	5209702	Red	Clay	30-40 cm	B-Horizon	Damp		4.2	0.0001	0.015	0.96	2.11	2	41.2	0.921	0.278	0.07	0.118	30.2
N158	641136	5229052	Brown	Sand,Clay	30-40 cm	B-Horizon	Damp	Very Rocky sample	NSS	0.0007	0.149	4.33	34.1	-10	42.2	0.77	0.261	0.13	0.268	22.4
C515	638767	5212675	Brown	Sand	20-30 cm	B-Horizon	Dry		4.7	0.0008	0.077	4.03	4.88	2	48	1.15	0.1335	0.1	0.126	54.5
C518	639189	5212521	Brown	Clay	40-50 cm	B-Horizon	Dry		4.5	0.002	0.057	2.29	6.32	2	31.8	0.98	0.1635	0.16	0.097	33.7
C391	637228	5211957	Brown	Sand	10-20 cm	B-Horizon	Dry		5	0.0003	0.073	2.41	5.03	2	50.3	0.709	0.1625	0.09	0.113	26.9
C202	637478	5209791	Brown	Silty	30-40 cm	B-Horizon	Very Dry		4.8	0.0021	0.062	7.12	4.58	2	22.9	1.61	0.27	0.02	0.223	37.5
C524	639029	5212739	Brown	Sand	30-40 cm	B-Horizon	Dry		4.8	0.0007	0.12	3.69	5.5	2	35.4	1.015	0.1265	0.05	0.324	29.9
N002	638739	5228331	Brown	Sand	10-20 cm	B-Horizon	Damp	River bank	5.3	0.0003	0.204	1.69	20.7	2	264	0.757	0.0902	0.32	0.703	26.2
C048	637528	5208177	Orange	Silty	30-40 cm	B-Horizon	Very Dry	Boulders	5	0.0022	0.032	5.95	6.62	3	33.9	3.17	0.239	0.03	0.165	40.1
C494	639068	5212405	Brown	Clay	20-30 cm	B-Horizon	Damp		4.9	0.0002	0.108	3.05	4.37	<2	46.2	0.767	0.148	0.08	0.163	27.4
C413	637914	5211867	Brown	Clay	30-40 cm	B-Horizon	Damp		5.1	0.0008	0.029	1.9	47.5	2	127.5	1.315	0.147	0.42	0.113	75.4
C488	638946	5212290	Brown	Sand	40-50 cm	B-Horizon	Dry		4.6	0.0003	0.004	0.93	8.59	<2	14.85	0.388	0.1515	0.09	0.06	35.4

Appendix 1. Description, localization and analytical data for the soil samples collected during the 2024 exploration campaign conducted by GeoExplore Survey on the Riley Brook property.

Sample_no.	Easting	Northing	Color	Texture	Depth (cm)	Horizon A	Soil_Moisture	Notes	pH	Au (g/t)	Ag (ppm)	Al (wt. %)	As (ppm)	B	Ba	Be	Bi	Ca (wt. %)	Cd (ppm)	Ce
B068	642332	5217411	Grey	Clay	20-30 cm	B-Horizon	Wet		5.7	0.0004	0.213	3.3	12.55	2	70.1	2	0.191	0.49	0.362	68.3
C406	638901	5211508	Grey	Clay	30-40 cm	B-Horizon	Wet		4.9	0.0008	0.012	2.18	11.25	<2	63.5	0.821	0.179	0.1	0.067	50.3
N171	640163	5229890	Grey	Sand,Clay	40-50 cm	B-Horizon	Damp	Taken near stream	5.4	0.0002	0.089	2.04	4.87	-2	185	0.511	0.115	0.17	0.081	43.3
C388	637248	5211791	Brown	Clay	20-30 cm	B-Horizon	Damp	Rocky sample	4.5	0.0006	0.066	1.85	4.25	<2	44.3	0.486	0.184	0.03	0.113	31.9
B180	642442	5218807	Brown	Clay	30-40 cm	B-Horizon	Damp		5	0.0006	0.106	3.56	13	2	55.7	1.795	0.1755	0.07	0.175	68.3
C300-A	636657	5211040	Brown	Clay	40-50 cm	B-Horizon	Damp	Swampy area	5.3	0.0008	0.02	1.22	14.2	<2	105	0.95	0.1745	0.3	0.066	44.5
C504	637658	5212918	Brown	Silty	10-20 cm	B-Horizon	Dry		4.6	0.0003	0.164	2.99	4.41	2	40.1	0.579	0.1725	0.13	0.282	22.8
C384	637811	5211585	Brown	Clay	10-20 cm	B-Horizon	Damp		4.8	0.0008	0.044	2.6	5.35	<2	43.4	0.744	0.1685	0.03	0.092	27
C500-A	638222	5212713	Brown	Silty	30-40 cm	B-Horizon	Dry	Duplicate	4.6	0.0005	0.12	4.05	6.59	2	41	1.015	0.1415	0.05	0.203	35
C496	638786	5212508	Brown	Clay	30-40 cm	B-Horizon	Dry		4.5	0.0003	0.045	2.37	6.61	<2	54.1	0.848	0.1775	0.12	0.119	38.9
C563	637722	5213533	Brown	Clay	20-30 cm	B-Horizon	Dry		4.3	0.0002	0.221	3.22	5.46	<2	50.3	0.601	0.244	0.04	0.303	18.35
C160-A	637535	5209292	Brown	Sand	30-40 cm	B-Horizon	Dry	Duplicate	4.7	0.0003	0.045	2.64	3.37	<2	32.1	1.215	0.23	0.02	0.171	25.5
C372	638535	5211162	Brown	Clay	20-30 cm	B-Horizon	Dry		4.4	0.0016	0.032	1.18	2.8	<2	28.3	0.358	0.1915	0.02	0.079	30
C640	639440	5213866	Black	Sand	20-30 cm	B-C Transition	Dry	Standard Sample Very Rocky Hill top	4	0.0005	0.106	1.45	3.93	2	58.1	0.588	0.562	0.1	0.587	17.25
C245	637135	5210392	Brown	Sand	10-20 cm	B-Horizon	Dry	near a stream	4.6	0.0002	0.068	2.85	7.75	-10	52.1	0.75	0.218	0.03	0.142	33.7
C418	637209	5212124	Brown	Sand	20-30 cm	B-Horizon	Dry		4.9	0.0005	0.121	5.51	7.12	<2	31.9	0.754	0.0921	0.04	0.17	21.4
C454	638138	5212265	Brown	Clay	30-40 cm	B-Horizon	Dry		4.2	0.001	0.014	0.73	1.13	<2	15.25	0.27	0.184	0.01	0.045	36
C122	636304	5209420	Grey	Sand	20-30 cm	B-Horizon	Damp,Dry		5.1	0.0005	0.015	1.35	8.3	2	185.5	0.903	0.39	0.41	0.145	48.8
C519	639330	5212469	Brown	Clay	30-40 cm	B-Horizon	Dry		4.5	0.0005	0.042	3.31	5.65	2	37	0.877	0.131	0.08	0.152	31.2
C498	638504	5212611	Brown	Clay	30-40 cm	B-Horizon	Dry		4.7	0.0001	0.055	3.07	4.74	<2	26.7	1.11	0.169	0.04	0.111	41.5
B204	642685	5219038	Brown,Grey	Sand	20-30 cm	B-Horizon	Very Dry		4.6	0.0003	0.348	2.23	7.69	-10	64	0.53	0.27	0.1	0.171	22
C359	637004	5211560	Brown	Sand	10-20 cm	B-Horizon	Dry		4.6	0.0004	0.11	2.84	5.03	2	54.1	0.687	0.201	0.04	0.149	30.3
C239	636594	5210432	Brown	Clay	20-30 cm	B-Horizon	Damp		4.6	0.0001	0.082	1.28	4.57	3	76.8	4.05	0.227	0.1	0.337	86.9
N067	639595	5228644	Brown	Sand	30-40 cm	B-Horizon	Very Dry		4.8	0.0001	0.269	2.54	14.4	2	54.4	0.789	0.0903	0.11	0.224	27.7
B208	642122	5219243	Brown	Sand	20-30 cm	B-Horizon	Dry		5.3	0.0006	0.046	2.22	10.15	<2	95	0.733	0.135	0.26	0.153	63.2
C410	638337	5211714	Brown	Clay	30-40 cm	B-Horizon	Damp		4.6	0.0006	0.042	3.16	3.09	<2	31.3	0.563	0.158	0.02	0.062	26.3
C399	638356	5211547	Brown,Orange	Clay	10-20 cm	B-Horizon	Dry		4.5	0.0005	0.032	1.67	3.92	<2	30.9	0.583	0.1975	0.06	0.102	31.3
C247	637420	5210291	Brown	Clay	30-40 cm	B-Horizon	Damp		5.1	0.0005	0.088	3.55	8.27	-10	232	4.49	0.236	0.31	0.231	150.5
C335	637452	5211238	Brown	Clay	20-30 cm	B-Horizon	Wet	Near a stream	5.5	0.001	0.02	1.75	4.79	2	55.8	0.768	0.1835	0.24	0.102	39.7
N149	640244	5229473	Brown,Orange	Clay,Gravely	20-30 cm	B-Horizon	Dry	Rocky soil	4.6	0.0002	0.123	4.86	27	4	45.7	0.91	0.253	0.06	0.157	30.5
C517	639067	5212576	Brown	Clay	20-30 cm	B-Horizon	Dry	Moved rocky ground	4.5	0.0006	0.063	2.71	7	<2	36.8	1.1	0.1175	0.1	0.137	42
N083	640611	5228137	Brown	Sand	10-20 cm	B-Horizon	Dry	Shallow dipping slope	4.8	0.0003	0.229	3.12	23.4	2	53	0.673	0.1915	0.04	0.233	30.7
C302	636921	5211106	Brown	Sand	10-20 cm	B-Horizon	Dry	Shallow dipping slope	4.6	0.0005	0.133	2.15	4.62	<2	24.1	0.436	0.1745	0.02	0.16	22.8
N140	640222	5229307	Brown	Sand,Gravely	20-30 cm	B-Horizon	Dry	Rocky soil	4.6	0.0004	0.136	3.88	14.35	3	68.5	1.27	0.114	0.05	0.227	27.5
C419	637190	5212291	Brown	Sand	20-30 cm	B-Horizon	Dry	Very rocky sample	4.9	0.0003	0.247	3.83	4.23	-10	66	0.79	0.163	0.17	0.437	20.5
C059	635978	5208741	Grey	Gravely	70-80 cm	B-Horizon,Other	Damp	Mixed A Horizon	5.1	0.0002	0.003	0.94	3.17	-2	103.5	0.832	0.287	0.29	0.039	36.7
C160	637535	5209292	Brown	Sand	30-40 cm	B-Horizon	Dry		4.9	0.0005	0.045	4.26	3.12	<2	36.9	1.66	0.1785	0.02	0.221	34.8
C473	637837	5212534	Brown	Sand	30-40 cm	B-Horizon	Dry		4.9	0.0006	0.077	2.35	3.99	<2	32.7	0.921	0.1345	0.06	0.136	31.2
C140	637554	5209125	Brown	Sand	10-20 cm	B-Horizon	Dry		5	0.0005	0.037	5.15	3.2	2	75.6	2.9	0.214	0.03	0.094	40.1
C430	638741	5211726	Brown	Clay	30-40 cm	B-Horizon	Damp		4.7	0.0007	0.032	1.91	4.94	2	36.9	0.628	0.164	0.07	0.071	40.6
C051	637106	5208331	Brown	Sand	30-40 cm	B-Horizon	dry	Little sandier than usual	5.1	0.0007	0.117	3.92	11	3	103.5	1.475	0.183	0.15	0.141	46.4
C260-A	637965	5210253	Brown,Red	Clay	30-40 cm	B-Horizon	Dry	Duplicate	5	0.0006	0.008	1.5	6.52	2	71.8	1.305	0.1425	0.12	0.055	80.2
C211	636472	5210317	Brown	Clay	20-30 cm	B-Horizon	Dry	Little Rocky	4.9	0.0012	0.154	5.12	4.49	2	59.9	2.3	0.2	0.08	0.557	46.2
C385	637687	5211633	Brown	Clay	20-30 cm	B-Horizon	Damp	Moved 20m. Semi-swampy area	4.5	0.0007	0.038	1.22	2.6	<2	36.5	0.461	0.172	0.09	0.06	23.9
B005	641743	5216667	Brown	Sand	10-20 cm	B-Horizon	Dry		5.5	0.0012	0.032	3.32	13.95	-10	57.9	1.52	0.1485	0.3	0.125	91.7
C143	637132	5209279	Brown	Clay	10-20 cm	B-Horizon	Dry		4.7	0.0003	0.038	2.54	6.29	2	305	7.63	0.226	0.1	0.096	115
C186	637079	5209778	Brown	Clay	20-30 cm	B-Horizon	Damp	Boulder a near trees	4.9	0.0001	0.054	3.09	7.04	<2	53.3	2.85	0.268	0.04	0.06	41.1
C480	637818	5212700	Brown	Clay	10-20 cm	B-Horizon	Damp		4.3	0.0003	0.084	2.18	5.33	2	39.4	0.571	0.1425	0.12	0.19	24.5
C493	639209	5212354	Brown	Sand	30-40 cm	B-Horizon	Damp		4.4	0.0002	0.033	1.4	5.93	<2	33.2	0.531	0.19	0.12	0.106	29.7
C478	637536	5212803	Brown	Sand	10-20 cm	B-Horizon	Dry		4.6	0.0003	0.141	2.23	4.36	<2	29.7	0.523	0.1145	0.06	0.172	24.6
C477	637395	5212854	Brown	Sand	10-20 cm	B-Horizon	Dry		4.4	0.0012	0.118	0.97	4.41	<2	26.4	0.222	0.1535	0.01	0.063	32.4
N035	640151	5227726	Brown	Sand	30-40 cm	B-Horizon	Dry		4.6	0.0001	0.194	2.29	32.8	2	52.7	0.958	0.159	0.01	0.301	47.5
B116	642396	5218026	Brown	Sand	20-30 cm	B-Horizon	Dry	Shallow dipping slope	4.5	0.0001	0.174	3.95	14.35	-2	33.7	1.07	0.264	0.03	0.212	20.5
C531	638043	5213098	Brown	Clay	20-30 cm	B-Horizon	Dry		5	0.0027	0.212	2.91	5.09	2	56.4	1.33	0.1135	0.15	0.291	53
N063	640092	5228309	Brown	Sand	30-40 cm	B-Horizon	Dry		4.7	0.0003	0.072	4.01	14.75	-2	55.4	0.653	0.1	0.04	0.205	23.1
B231	642506	5219423	Brown	Sand	20-30 cm	B-Horizon	Dry		4.4	0.0011	0.043	3.18	5.77	2	32.2	0.857	0.148	0.03	0.137	36

Appendix 1. Description, localization and analytical data for the soil samples collected during the 2024 exploration campaign conducted by GeoExplore Survey on the Riley Brook property.

Sample_no.	Easting	Northing	Color	Texture	Depth (cm)	Horizon A	Soil_Moisture	Notes	pH	Au (g/t)	Ag (ppm)	Al (wt. %)	As (ppm)	B	Ba	Be	Bi	Ca (wt. %)	Cd (ppm)	Ce
C178	636529	5209817	Brown	Clay	20-30 cm	B-Horizon	Damp		NSS	0.0007	0.04	2.58	4.53	2	68.8	0.867	0.208	0.01	0.099	32.8
C511	638203	5212880	Brown	Clay	30-40 cm	B-Horizon	Dry		4.4	0.0004	0.094	2.46	4.54	2	77.1	0.674	0.16	0.09	0.335	27.4
C397	638074	5211650	Brown	Clay	10-20 cm	B-Horizon	Dry		4.9	0.0004	0.035	1.47	4.64	2	60.7	0.581	0.205	0.12	0.076	42.3
C259	638106	5210201	Brown	Sand	30-40 cm	B-Horizon	Dry		4.4	0.0005	0.041	2.25	6.91	5	58.3	1.16	0.248	0.02	0.125	49.8
C056	636401	5208587	Brown	Sand	30-40 cm	B-Horizon	Dry		4.7	0.0004	0.054	5.23	5.15	2	55.4	0.774	0.353	0.21	0.103	26.2
C047	637669	5208125	Brown,Grey	Gravely,Sand	20-30 cm	C-Horizon	Dry	Rocky. Poor sample	3.7	0.0003	0.037	0.2	1.17	-10	28.1	0.26	0.406	0.1	0.088	9.1
C438	638580	5211944	Brown	Sand	10-20 cm	B-Horizon	Dry		4	0.0004	0.063	1.32	2.33	<2	22.9	0.368	0.216	0.02	0.07	35
C071	637376	5208375	Brown,Orange	Sand	40-50 cm	B-Horizon	Dry	Bouldery. Moved 20m	4.6	0.0018	0.009	5.06	3.5	<2	44.9	1.445	0.228	0.01	0.094	26.3
N022	638886	5228399	Brown	Clay	20-30 cm	B-Horizon	Damp		4.7	0.0001	0.086	3.14	16.9	2	72.4	0.577	0.0834	0.05	0.503	28
C095	636625	5208990	Brown	Sand	20-30 cm	B-Horizon	Dry	Shallow dipping slope	4.5	<0.0001	0.054	3.04	6.11	2	59.6	0.939	0.34	0.04	0.143	32.3
C528	638465	5212944	Orange	Clay	20-30 cm	B-Horizon	Dry		4.6	0.0005	0.089	3.12	4.21	2	34.3	0.619	0.184	0.04	0.194	17.8
B114	642117	5218129	Brown	Sand	20-30 cm	B-Horizon	Dry	Top of a hill	4.4	0.0002	0.055	1.5	31.3	-2	21.9	0.673	0.352	0.01	0.12	12.85
C044	637689	5207959	Brown,Orange	Sand	30-40 cm	B-Horizon	Dry		4.9	0.0005	0.059	6.07	5.08	2	49.1	1.64	0.1895	0.02	0.214	32.8
C120	636042	5209356	Brown,Red	Clay	30-40 cm	B-Horizon	Damp		NSS	0.0001	0.021	0.86	2.07	4	61.5	0.621	0.464	0.14	0.036	19.5
C377	638798	5211226	Brown,Orange	Clay	20-30 cm	B-Horizon	Dry		4.8	0.0009	0.065	3.03	4.98	2	43.9	0.82	0.1615	0.03	0.136	37.1
C173	637234	5209561	Brown	Sand	20-30 cm	B-Horizon	Dry		4.7	0.0004	0.083	3.59	2.7	<2	40.7	1.59	0.214	0.02	0.117	39.8
C443	637876	5212201	Brown	Clay	20-30 cm	B-Horizon	Damp		4.6	0.0017	0.078	1.98	4.38	<2	32.7	0.566	0.1735	0.04	0.099	26.9
B291	643115	5219999	Brown	Clay	50-60 cm	B-C Transition	Dry	Very rocky soil	4.7	0.0003	0.054	3.96	5.36	-10	35.5	2.01	0.315	0.03	0.253	55
N190	640433	5229888	Brown	Clay	20-30 cm	B-Horizon	Dry		5	0.0003	0.209	3.9	8.31	2	86	0.665	0.0713	0.08	0.185	29.5
C028	636016	5208408	Brown	Sand	30-40 cm	B-Horizon	Dry		5	0.0009	0.077	3.19	5.89	3	95.2	1.155	0.1865	0.1	0.267	55.6
B064	641769	5217616	Brown	Clay	20-30 cm	B-Horizon	Damp		4.5	0.0005	0.252	3.51	13	-2	35.5	0.631	0.1225	0.11	0.095	25
B290	642974	5220050	Brown	Sand,Gravely	30-40 cm	B-C Transition	Dry	Took from upper edge of old logging roadcut. Too bouldery elsewhere	4.8	0.0007	0.032	4.25	8.37	2	35.6	2.15	0.214	0.04	0.173	85.3
B218	643089	5219051	Brown	Sand	30-40 cm	B-Horizon	Wet		4.9	0.0003	0.106	2.25	5.4	-10	66.9	0.41	0.167	0.23	0.239	28.2
B241	642910	5219435	Brown	Sand	20-30 cm	B-Horizon	Dry	Rocky sample	4.7	0.0002	0.258	3.43	9.75	-10	47.2	1.58	0.1885	0.11	0.137	46
B199	643390	5218781	Brown	Sand	40-50 cm	B-Horizon	Very Dry		5.1	-0.0002	0.091	2.41	5.7	-10	61.2	0.7	0.153	0.42	0.237	42.9
C073	637650	5208292	Brown,Orange	Sand	40-50 cm	B-Horizon	Dry	Bouldery	4.8	0.0012	0.04	3.31	3.72	<2	38.8	1.115	0.202	0.02	0.112	26.8
C003	636036	5208241	Brown	Sand	30-40 cm	B-Horizon	Dry		4.8	0.0002	0.016	1.52	3.6	<2	38	0.727	0.1745	0.03	0.087	37.3
B128	642518	5218141	Brown	Sand	30-40 cm	B-Horizon	Dry		5.4	0.0004	0.147	2.89	2.65	3	69.6	0.56	0.132	0.55	0.576	15.45
C581	639375	5213251	Brown	Clay	30-40 cm	B-Horizon	Damp	Rocky sample	4.7	0.0006	0.338	4.34	3.55	2	35.3	1.2	0.177	0.04	0.26	37.2
C482	638100	5212598	Brown	Clay	20-30 cm	B-Horizon	Dry		4.5	0.0004	0.174	2.69	5.57	<2	30.9	0.701	0.1335	0.04	0.179	27.9
N064	639968	5228393	Brown	Sand	20-30 cm	B-Horizon	Dry		4.8	0.0002	0.152	1.89	12.8	3	98.6	0.457	0.124	0.21	0.323	28.3
C022	636862	5208100	Brown	Sand	30-40 cm	B-Horizon	Dry	Rocky sample	4.4	-0.0002	0.14	2.94	6.3	-10	53.9	0.71	0.226	0.04	0.135	24.5
C303	637059	5211045	Brown	Gravely,Sand	20-30	B-Horizon	Dry	Rocky area	4.7	0.0011	0.122	2.93	3.45	<2	36.9	0.832	0.156	0.02	0.285	28.8
N131	640822	5228721	Brown	Clay	20-30 cm	B-Horizon	Damp		5.2	0.0006	0.087	1.85	13.65	2	68.6	0.668	0.1485	0.39	0.254	33.9
C096	636766	5208932	Brown	Sand	10-20 cm	B-Horizon	Damp,Dry		4.7	0.0004	0.02	4.57	10.9	<2	68.5	1.085	0.249	0.03	0.124	25.8
B262	642449	5219922	Brown	Sand,Gravely	30-40 cm	B-C Transition	Damp		4.9	0.0006	0.088	2.54	5.85	<2	96.9	0.81	0.197	0.08	0.169	64
C055	636542	5208536	Brown	Clay	30-40 cm	B-Horizon	Damp		4.4	0.0003	0.058	3.44	3.46	-10	94.4	0.97	0.309	0.29	0.142	24.2
C230	637862	5209971	Brown	Sand	30-40 cm	B-Horizon	Dry		5	-0.0002	0.117	2.64	4.73	-10	56.3	1.12	0.197	0.07	0.159	42.9
C205	637055	5209944	Brown,Orange	Sand	20-30 cm	B-Horizon	Dry	Neara trail	4.9	-0.0002	0.046	3	6.69	-10	59.7	1.18	0.18	0.06	0.108	34
N010	639734	5227645	Brown	Sand	40-50 cm	B-Horizon	Dry	Shallow dipping slope proche d'une riviere	5.8	0.0005	0.057	3.15	16.1	2	50.2	0.704	0.091	0.29	0.172	46.2
N224	641120	5229966	Brown	Sand	10-20 cm	B-Horizon	Dry		4.6	0.0004	0.081	3.66	13.4	-2	61	0.793	0.1955	0.02	0.407	44.8
C043	637548	5208010	Brown	Sand	30-40 cm	B-Horizon	Dry		4.4	0.0005	0.075	2.41	15.65	2	45.8	0.993	0.237	0.04	0.114	25
N042	639551	5228312	Brown	Sand	30-40 cm	B-Horizon	Dry		4.7	0.0002	0.064	3.43	19.25	2	57.2	0.942	0.109	0.06	0.25	31.4
C116	636606	5209144	Brown	Sand	10-20 cm	B-Horizon	Dry	Side of an old road	4.9	0.0003	0.024	7.5	8.3	2	81.8	1.145	0.275	0.03	0.127	28.3
C175	636948	5209666	Orange	Sand	10-20 cm	B-Horizon	Dry	Near a logging area	4.7	-0.0002	0.162	3.42	8.4	-10	64.3	1.25	0.172	0.1	0.199	25.1
C249	637702	5210189	Brown	Sand	30-40 cm	B-Horizon	Dry		4.8	0.0002	0.228	4.21	7.31	-10	51.4	0.83	0.147	0.04	0.171	25.4
B140	642358	5218359	Brown	Sand	10-20 cm	B-Horizon	Dry	Limited soil Not enough soil for picture	4.9	0.0002	0.126	2.86	2.24	2	43.2	0.292	0.163	0.24	0.532	12.75
C070	637227	5208446	Brown,Orange	Sand	50-60 cm	B-Horizon	Dry		4.7	0.0003	0.014	2.3	2.95	<2	77	1.02	0.221	0.03	0.092	23.8
C338	637868	5211082	Brown	Sand	10-20 cm	B-Horizon	Dry	Shallow dipping slope	4.6	0.0006	0.055	2.94	3.64	<2	66.7	0.649	0.1635	0.04	0.181	27.6
N136	640719	5228971	Brown	Clay,Gravely	20-30 cm	B-Horizon	Very Dry	Very Rocky soil	4.5	0.0001	0.042	1.62	13.25	-2	63.5	0.365	0.115	0.11	0.138	29.3
C479	637677	5212752	Brown	Sand	30-40 cm	B-Horizon	Dry	Fresh Cutting	4.5	0.0001	0.096	1.33	4.8	<2	24.3	0.442	0.1495	0.04	0.089	25.5
B289	642833	5220102	Brown	Clay	40-50 cm	B-Horizon	Dry	Rocky soil	4.5	0.0002	0.107	2.25	7.62	-10	71.3	0.69	0.147	0.07	0.487	29.2

Appendix 1. Description, localization and analytical data for the soil samples collected during the 2024 exploration campaign conducted by GeoExplore Survey on the Riley Brook property.

Sample_no.	Easting	Northing	Color	Texture	Depth (cm)	Horizon A	Soil_Moisture	Notes	pH	Au (g/t)	Ag (ppm)	Al (wt. %)	As (ppm)	B	Ba	Be	Bi	Ca (wt. %)	Cd (ppm)	Ce
C439	638402	5212017	Brown	Clay	20-30 cm	B-Horizon	Damp	Moved 25m. Swampy ground	3.9	0.0004	0.05	1.36	2.26	<2	20.3	0.393	0.1405	0.05	0.061	21.7
C029	635875	5208459	Brown	Sand	30-40 cm	B-Horizon	Dry		4.4	0.0011	0.012	1.84	3.66	4	69.6	0.584	0.343	0.04	0.102	20.1
N091	639762	5228893	Brown,Orange	Sand	40-50 cm	B-Horizon	Dry		5.3	0.0001	0.078	3.25	15.55	2	51.8	0.779	0.0861	0.07	0.296	26.6
C411	638196	5211765	Brown	Clay	30-40 cm	B-Horizon	Damp		4.3	0.0003	0.111	1.48	2.47	<2	32.3	0.47	0.172	0.06	0.084	31.2
C400	638497	5211496	Brown	Clay	30-40 cm	B-Horizon	Damp		4.5	0.0005	0.009	1.48	3.24	<2	26.9	0.49	0.1635	0.05	0.033	28.5
C077	637772	5208407	Brown	Clay,Sand	30-40 cm	B-Horizon	Damp	Rocky	5.7	0.0008	0.138	2.93	7.95	2	186	1.495	0.227	0.39	0.148	94.1
C206	636914	5209997	Brown	Sand	20-30 cm	B-Horizon	Dry		NSS	0.0003	0.115	1.94	6.14	2	153.5	0.839	0.178	0.19	0.146	43.9
N013	640005	5227643	Brown	Sand	10-20 cm	B-Horizon	Dry	Shallow dipping slope	4.4	0.0004	0.284	2.39	26.5	-2	38.3	0.408	0.202	0.02	0.267	28.2
C091	636061	5209180	Brown	Sand	10-20 cm	B-Horizon	Damp	Side of an old road	4.8	0.0027	0.015	1.18	2.74	<2	88	0.708	0.218	0.08	0.039	25.4
C604	639356	5213418	Brown	Sand	20-30 cm	B-Horizon	Dry	Rocky sample - Boulders at site	4.7	0.0005	0.149	3.09	2.92	2	44.8	0.907	0.1985	0.06	0.41	23.3
C181	636381	5210065	Brown	Sand	20-30 cm	B-Horizon	Dry		5.1	0.0004	0.066	3.43	5.17	<2	73.1	1.075	0.1705	0.04	0.14	37.1
C580	639516	5213200	Brown	Sand	30-40 cm	B-Horizon	Dry	Rocky sample	4.4	0.0004	0.128	1.92	3.62	2	37.8	0.44	0.223	0.1	0.156	24.5
B233	642224	5219525	Brown	Sand	20-30 cm	B-Horizon	Dry	Rocky sample	4.7	0.0004	0.183	2.71	6.07	3	92.9	0.787	0.117	0.11	0.269	31.2
C509	637921	5212982	Brown,Orange	Clay	20-30 cm	B-Horizon	Dry		4.6	0.0007	0.168	3.79	4.1	2	34.7	0.613	0.105	0.09	0.151	21.2
C180	636283	5209940	Brown	Sand	20-30 cm	B-Horizon	Dry	Une pente douce	5	0.0005	0.083	4.14	5.55	2	76.6	1.535	0.227	0.05	0.269	32
C242	636716	5210525	Brown	Sand	20-30 cm	B-Horizon	Dry	Secteur rocheux	4.7	0.0012	0.066	2.52	3.52	2	54.1	1.6	0.136	0.04	0.205	68.2
C436	638862	5211841	Brown	Clay	30-40 cm	B-Horizon	Damp		4.2	0.001	0.034	2.07	2.86	<2	18.15	0.369	0.1775	0.03	0.103	38.7
C240	636453	5210484	Brown	Clay	20-30 cm	B-Horizon	Damp		4.6	0.0005	0.161	2.55	3.44	2	148.5	0.794	0.1945	0.04	0.399	36.2
C510	638062	5212931	Brown	Clay	40-50 cm	B-Horizon	Dry		4.4	0.0007	0.069	3.47	4.86	2	47.7	0.787	0.101	0.07	0.187	30.6
C276	637379	5210627	Brown	Sand	10-20 cm	B-Horizon	Dry	20 near a road d	4.7	0.0003	0.064	2.19	6.97	2	80.4	3.07	0.202	0.06	0.139	74.1
C353	637850	5211252	Brown	Clay	30-40 cm	B-Horizon	Damp		4.7	0.0005	0.172	3.33	4.52	2	36.2	0.663	0.1335	0.05	0.207	25.1
C514	638626	5212726	Brown	Clay	40-50 cm	B-Horizon	Dry		4.5	0.0006	0.081	3.58	3.37	<2	45	0.744	0.117	0.04	0.19	20.9
C396	637945	5211715	Brown	Clay	10-20 cm	B-Horizon	Damp	Moved 20m out of swampy ground	4.7	0.0016	0.039	1.13	11.65	<2	63.9	0.407	0.169	0.13	0.078	30.5
C497	638645	5212559	Brown	Clay	20-30 cm	B-Horizon	Damp		4.6	0.0005	0.12	2.96	6.12	<2	32.5	0.68	0.156	0.07	0.123	26.3
C516	638895	5212613	Brown	Sand	20-30 cm	B-Horizon	Dry	Moved 15m. Rocky ground	4.8	0.0007	0.191	2.97	4.35	<2	43.9	0.912	0.1405	0.16	0.102	21.3
C123	636446	5209366	Brown	Sand	10-20 cm	B-Horizon	Dry	Shallow dipping slope	5.3	0.0004	0.014	1.8	4.03	<2	165.5	0.91	0.26	0.28	0.092	60.2
C060	635836	5208793	Orange	Sand	10-20 cm	B-Horizon	Dry		4.5	0.0022	0.008	3.51	4.97	2	37	0.79	0.214	0.05	0.117	33.7
C121	636164	5209470	Brown	Sand	20-30 cm	B-Horizon	Damp	Shallow dipping slope Et marecageux	5.6	0.0004	0.033	2.25	10.7	<2	460	1.48	0.245	0.3	0.155	129.5
C209	636488	5210081	Brown	Sand	20-30 cm	B-Horizon	Dry	Shallow dipping slope	5	0.0008	0.026	2.64	13.15	<2	43.4	1.085	0.132	0.03	0.168	35.4
N191	640309	5229972	Orange,Brown	Sand	20-30 cm	B-Horizon	Dry		4.6	0.0007	0.165	5.08	11.45	3	62.6	0.895	0.1375	0.02	0.505	26.4
C289	638211	5210483	Brown	Silty	30-40 cm	B-Horizon	Damp	Swampy ground	5.1	0.0011	0.013	1.6	7.33	2	114	1.235	0.201	0.18	0.051	65.3
C374	638817	5211060	Brown,Red	Clay	40-50 cm	B-Horizon	Dry	Semi-swampy	5.4	0.0063	0.012	1.48	2.56	2	76.7	0.831	0.1695	0.21	0.042	52
C449	637434	5212521	Brown	Sand	20-30 cm	B-Horizon	Dry	Near Fresh Cutting	4.9	0.0003	0.119	3.06	5.11	<2	36.6	0.725	0.143	0.07	0.284	22.3
B089	642012	5217846	Brown	Sand	30-40 cm	B-Horizon	Dry		4.8	0.0005	0.12	3.16	7.93	2	62.2	0.649	0.213	0.09	0.28	26.6
B278	643134	5219832	Brown	Sand	20-30 cm	B-Horizon	Dry	Boulders at site	4.7	0.0004	0.356	2.75	6.6	-10	53.2	1.19	0.192	0.07	0.149	44.2
C050	637247	5208279	Brown	Clay,Gravely	30-40 cm	B-C Transition	Damp	Many rock fragments	4.8	-0.0002	0.077	2.76	10.95	-10	72.8	1.18	0.1865	0.04	0.128	31.6
C144	636991	5209330	Brown	Clay	20-30 cm	B-Horizon	Damp		4.8	0.0001	0.028	1.38	3.62	<2	80.9	1.215	0.201	0.12	0.062	24.5
B139	642217	5218410	Brown	Sand	20-30 cm	B-Horizon	Dry		4.7	0.0002	0.108	3.1	4.62	2	39.3	0.527	0.137	0.09	0.247	25.5
C146	636709	5209433	Brown	Sand	30-40 cm	B-Horizon	Dry	Taken near river	NSS	0.0011	0.06	2.48	6.24	2	60.3	0.982	0.204	0.06	0.11	28.5
C461	639120	5211919	Brown	Clay	20-30 cm	B-Horizon	Dry	Moved 15m out of timberjack trail	4.4	0.0004	0.028	1.58	3.57	<2	42.5	0.546	0.148	0.11	0.084	25.7
B107	641853	5218064	Brown	Sand	20-30 cm	B-Horizon	Dry	Shallow dipping slope near an old road	4.9	0.0006	0.016	2.72	6.82	-2	49.1	0.923	0.1355	0.07	0.132	62.6
C232	637580	5210073	Brown	Clay	20-30 cm	B-Horizon	Damp		4.6	0.001	0.06	3.37	3.38	2	33.5	1.265	0.197	0.03	0.212	32
C358	637145	5211509	Brown	Sand	20-30 cm	B-Horizon	Dry		4.8	0.0005	0.085	2.3	3.05	2	97.5	0.565	0.1585	0.09	0.108	24.4
B203	642826	5218987	Brown	Sand	20-30 cm	B-Horizon	Very Dry		4.5	0.0004	0.222	2.92	6.84	-10	70.7	0.61	0.275	0.06	0.167	23.4
B189	642423	5218974	Brown	Sand	20-30 cm	B-Horizon	Damp	Rocky	4.8	0.0007	0.094	3.59	16.5	-2	62.8	1.075	0.1845	0.03	0.215	29.2
C525	638888	5212790	Brown	Silty	30-40 cm	B-Horizon	Dry		4.4	0.0006	0.061	3.44	4.35	2	37.4	1.015	0.125	0.08	0.301	44.4
B137	641935	5218513	Brown	Sand	30-40 cm	B-Horizon	Dry	Boulders at site	4.7	0.0003	0.106	3.18	6.06	2	65	0.643	0.1325	0.07	0.239	38
C306	637490	5210904	Orange	Sand	10-20 cm	B-Horizon	Dry	Near a trail	4.8	0.0003	0.053	1.98	4.56	2	44.7	1.515	0.182	0.06	0.072	27.6
N051	639324	5228646	Brown	Clay	30-40 cm	B-Horizon	Dry	Very Rocky soil	5.1	-0.0001	0.15	2.91	15.55	2	85.9	0.666	0.0865	0.12	0.37	24.2
N164	640390	5229556	Brown	Sand	30-40 cm	B-Horizon	Dry		5	0.0008	0.072	4.22	30.4	3	69.6	1.085	0.1465	0.04	0.198	26.9
C340-A	638149	5210987	Brown	Clay	30-40 cm	B-Horizon	Damp	Duplicate	4.6	0.0006	0.087	2.77	4.46	3	54.1	0.973	0.167	0.06	0.105	30.8

Appendix 1. Description, localization and analytical data for the soil samples collected during the 2024 exploration campaign conducted by GeoExplore Survey on the Riley Brook property.

Sample_no.	Easting	Northing	Color	Texture	Depth (cm)	Horizon A	Soil_Moisture	Notes	pH	Au (g/t)	Ag (ppm)	Al (wt. %)	As (ppm)	B	Ba	Be	Bi	Ca (wt. %)	Cd (ppm)	Ce
C226	638426	5209766	Brown	Clay	30-40 cm	B-Horizon	Dry		5.3	0.0002	0.035	1.96	7.32	<2	73.5	0.877	0.1805	0.19	0.065	137.5
C392	637369	5211906	Brown	Clay	10-20 cm	B-Horizon	Damp		4.8	0.0004	0.016	0.93	2.81	<2	20.9	0.397	0.14	0.07	0.082	28
B034	641826	5217116	Brown	Sand	40-50 cm	B-Horizon		Very rocky sample. Bouldery	4.6	0.0003	0.026	4.34	5.97	-10	21.5	1.18	0.314	0.05	0.081	28
C194	638202	5209368	Brown	Sand	20-30 cm	B-Horizon	Dry		4.7	0.001	0.119	2.07	5.32	2	77.8	0.773	0.226	0.14	0.117	29
C082	637067	5208663	Brown	Sand	20-30 cm	B-Horizon	Damp	Shallow dipping slope near a river	5.8	0.0003	0.035	1.76	4.15	<2	127	1.175	0.217	0.26	0.097	79.4
C328	637042	5211227	Brown	Clay	20-30 cm	B-Horizon	Damp		4.7	0.0003	0.139	2.25	4.47	2	29	0.546	0.142	0.07	0.112	19.75
B078	642313	5217577	Brown	Clay	20-30 cm	B-Horizon	Dry		5	0.0004	0.13	4.72	6.64	-10	49.9	0.9	0.143	0.1	0.447	31.3
C142	637272	5209228	Brown	Sand	10-20 cm	B-Horizon	Dry		4.7	0.0001	0.036	2.15	7.13	<2	72.1	1.74	0.233	0.03	0.093	39.1
C390	637087	5212009	Brown	Clay	10-20 cm	B-Horizon	Damp	Rocky sample	5	0.0005	0.01	1.16	3.7	<2	24.6	0.462	0.108	0.08	0.053	28.1
C337	637720	5211145	Brown	Clay,Gravely	20-30 cm	B-Horizon	Damp	With organic material	5.5	0.0009	0.029	1.4	5.65	<2	61.3	1.005	0.146	0.21	0.067	69.2
B297	643961	5219691	Brown	Sand	20-30 cm	B-Horizon	Dry	Rocky sample	4.8	0.0004	0.154	3.49	8.93	-10	51.2	0.8	0.174	0.23	0.349	17.75
C336	637586	5211190	Brown	Clay	10-20 cm	B-Horizon	Dry	Old logging area	4.8	0.0004	0.011	1.83	5.58	<2	31.2	0.87	0.1475	0.12	0.032	28.4
C156	636971	5209497	Orange	Sand	30-40 cm	B-Horizon	Dry		5	0.0004	0.034	2.32	4.59	<2	47.3	0.733	0.1805	0.05	0.087	21
N114	640179	5228974	Brown	Sand	30-40 cm	B-Horizon	Dry		4.8	0.0004	0.101	2.29	12.45	-2	60.3	0.772	0.1175	0.07	0.161	39.9
C087	636362	5208919	Brown	Sand	20-30 cm	B-Horizon	Dry		4.4	0.0003	0.015	1.42	3.89	<2	44.4	0.655	0.362	0.02	0.02	14.7
B066	642051	5217513	Brown	Clay	20-30 cm	B-Horizon	Dry	Rocky/limited soil	4.5	0.0005	0.081	2.03	9.74	4	82.6	0.548	0.216	0.11	0.142	44.2
C575	639254	5213136	Brown	Sand	10-20 cm	B-Horizon	Dry	Cobblestones at site	4.6	0.0007	0.297	2.42	8.5	3	57.6	0.485	0.151	0.31	0.469	12.25
C414	637773	5211919	Brown	Clay	30-40 cm	B-Horizon	Damp		4.3	0.0002	0.051	1.77	3.54	-10	27.8	0.54	0.147	0.05	0.067	24.5
C676	638556	5214507	Brown	Clay	20-30 cm	B-Horizon	Dry		5.3	0.0002	0.071	4.19	4.13	-10	85.7	0.99	0.1475	0.4	0.228	48.8
C530	638184	5213046	Brown	Clay	40-50 cm	B-Horizon	Dry		4.8	0.0015	0.119	3.43	4.24	<2	36.4	0.758	0.1065	0.07	0.158	23.5
C273	636960	5210742	Brown	Sand	10-20 cm	B-Horizon	Dry	Shallow dipping slope	4.6	0.0019	0.063	2.54	5.31	2	69.7	0.82	0.1815	0.03	0.117	24.5
C049	637388	5208228	Orange	Sand	40-50 cm	B-Horizon	Very Dry	Bouldery	4.4	0.0004	0.027	3.02	2.8	-10	32.4	0.72	0.25	0.01	0.063	26.2
C428	638459	5211829	Brown	Clay	30-40 cm	B-Horizon	Damp		4.5	0.0004	0.009	1.3	2.23	<2	27.7	0.419	0.1385	0.05	0.038	32.3
C161	637676	5209240	Brown	Sand	30-40 cm	B-Horizon	Dry		4.8	0.0002	0.079	3.66	3.77	2	55.7	1.475	0.177	0.03	0.124	34.3
C574	639113	5213187	Brown	Sand	20-30 cm	B-Horizon	Dry	Rocky sample Cobblestones at site	4.6	0.0007	0.096	4.86	2.69	2	20.6	1.06	0.242	0.02	0.38	22.9
C373	638676	5211111	Brown	Clay	20-30 cm	B-Horizon	Dry		4.9	0.001	0.054	2.77	4.44	<2	46.6	0.736	0.1355	0.05	0.065	33.1
C304	637191	5211004	Orange	Sand	10-20 cm	B-Horizon	Dry,Very Dry		4.8	0.0005	0.022	1.7	4.1	<2	41.7	1.7	0.1465	0.02	0.096	47.2
C526	638755	5212810	Brown	Silty	20-30 cm	B-Horizon	Dry	Moved due to bouldery hill	4.7	0.0011	0.05	4.48	4.27	2	43.9	1.225	0.118	0.06	0.213	30
C053	636824	5208433	Brown	Clay	20-30 cm	B-Horizon	Damp	May be river sand	4.9	0.0005	0.092	3.63	4.76	3	56.6	1.205	0.256	0.02	0.07	27.8
C101	637471	5208675	Brown	Sand	10-20 cm	B-Horizon	Dry	Shallow dipping slope UN peu de Roche a coter	4.6	0.0003	0.051	1.56	3.3	<2	60.1	0.9	0.248	0.05	0.094	28.1
C437	638721	5211893	Brown	Clay	20-30 cm	B-Horizon	Damp		3.8	0.0003	0.038	0.8	1.89	<2	20	0.281	0.1925	0.03	0.091	37.5
N174	640536	5229638	Brown	Sand	30-40 cm	B-Horizon	Dry	Rocky sample	4.7	0.0006	0.138	2.19	12.75	-10	308	0.61	0.1345	0.06	0.518	40.8
C634	639600	5213648	Brown	Sand	20-30 cm	B-Horizon	Dry		4.6	0.0009	0.163	3.52	3.18	<2	38.2	0.964	0.224	0.02	0.131	49
N105	640530	5228556	Brown	Clay	30-40 cm	B-Horizon	Damp		4.8	-0.0002	0.117	2.76	17.15	-10	45.9	0.47	0.125	0.25	0.14	24.7
C004	636176	5208190	Brown	Sand	30-40 cm	B-Horizon	Dry		4.9	<0.0001	0.03	3.31	2.97	4	82.6	1.055	0.328	0.06	0.07	30.2
C199	637901	5209638	Brown	Clay	30-40 cm	B-Horizon	Damp	Boulders at site	NSS	0.0008	0.078	3.82	3.58	2	43.4	1.03	0.1755	0.02	0.143	33.8
C375	638958	5211008	Brown	Sand	30-40 cm	B-Horizon	Dry		4.3	0.0009	0.021	1.18	2.18	<2	28.8	0.35	0.208	0.04	0.056	36.5
B178	642724	5218705	Brown	Clay	20-30 cm	B-Horizon	Damp	Rocky	5.3	0.0005	0.082	2.27	6.58	3	76.9	0.52	0.1275	0.36	0.352	29.8
N201	641076	5229635	Brown	Clay	20-30 cm	B-Horizon	Damp		4.3	-0.0001	0.127	2.65	10.35	2	61.7	0.649	0.189	0.11	0.117	22
C149	636286	5209587	Red	Clay,Sand	20-30 cm	B-Horizon	Damp		NSS	-0.0001	0.024	1.24	3.6	-2	33	0.682	0.299	0.02	0.037	23
C228	638144	5209868	Brown	Sand	30-40 cm	B-Horizon	Dry		5	<0.0001	0.153	2.7	5.98	<2	49.8	0.797	0.203	0.03	0.123	28.9
B293	643397	5219896	Brown	Sand,Clay	20-30 cm	B-Horizon	Damp	Rocky sample	4.8	0.0004	0.173	3.68	9.89	-10	72	1.08	0.214	0.08	0.39	45.7
C307	637625	5210855	Brown	Sand	10-20 cm	B-Horizon	Dry		4.7	0.0002	0.112	4.66	4.01	-10	39	1.28	0.1575	0.03	0.26	28.8
C572	638831	5213290	Brown	Sand	10-20 cm	B-Horizon	Dry	Cobblestones at site	4.7	0.0006	0.061	4.67	3.79	2	56.9	1.16	0.204	0.03	0.229	38.6
B257	642468	5219756	Brown	Clay	20-30 cm	B-Horizon	Damp		5.5	0.0002	0.092	3.84	16.5	2	99.9	1.185	0.219	0.27	0.107	53.4
B026	642127	5216847	Brown	Sand	20-30 cm	B-Horizon	Dry	Cobblestones at site	4.5	0.0002	0.281	2.06	7.5	-10	103.5	0.33	0.205	0.27	0.267	15.9
C032	635997	5208574	Brown	Sand	30-40 cm	B-Horizon	Dry		5.1	-0.0002	0.035	3.5	4.82	-10	69.6	0.68	0.203	0.09	0.162	26
N088	640135	5228641	Brown	Clay	30-40 cm	B-Horizon	Dry		4.8	0.0003	0.197	2.9	12.35	-2	34.5	0.686	0.115	0.05	0.105	24.4
C492	639349	5212303	Brown,Grey	Sand	30-40 cm	B-Horizon	Damp		5.3	0.0009	0.002	1.15	2.55	<2	20.9	0.49	0.0873	0.09	0.04	42.3
C340	638149	5210987	Brown	Clay	30-40 cm	B-Horizon	Damp		4.9	0.0005	0.073	2.84	4.23	<2	54.4	0.939	0.158	0.05	0.09	31.6

Appendix 1. Description, localization and analytical data for the soil samples collected during the 2024 exploration campaign conducted by GeoExplore Survey on the Riley Brook property.

Sample_no.	Easting	Northing	Color	Texture	Depth (cm)	Horizon A	Soil_Moisture	Notes	pH	Au (g/t)	Ag (ppm)	Al (wt. %)	As (ppm)	B	Ba	Be	Bi	Ca (wt. %)	Cd (ppm)	Ce
C090	635940	5209072	Brown,Grey	Sand,Silty	20-30 cm	B-Horizon	Damp	Naear a river, some contaminant	5	0.0005	0.012	1.74	6.28	<2	230	1.185	0.1975	0.26	0.1	40.2
B058	641647	5217500	Brown	Sand	30-40 cm	B-Horizon	Dry		4.8	0.0002	0.074	2.22	5.49	-2	47.8	0.481	0.141	0.18	0.115	33.8
C007	636599	5208036	Brown	Sand	30-40 cm	B-Horizon	Dry		4.9	<0.0001	0.025	2.35	2.58	2	50.4	0.981	0.194	0.03	0.074	29.4
N061	640340	5228145	Brown	Sand	10-20 cm	B-Horizon	Dry	Shallow dipping slope	4.8	0.0002	0.072	3.25	14.75	-2	52.9	0.697	0.1695	0.03	0.32	21
N039	639924	5228060	Brown	Sand	30-40 cm	B-Horizon	Dry		4.8	0.0007	0.096	2.71	13.8	2	47.7	0.68	0.1475	0.08	0.215	30
B227	643070	5219217	Brown	Sand	20-30 cm	B-Horizon	Dry	Shallow dipping slope near a small lake	4.4	0.0002	0.128	2.5	8.53	-10	34.2	0.56	0.185	0.12	0.113	26.5
C253	638266	5209983	Brown	Sand	30-40 cm	B-Horizon	Dry		4.9	0.0002	0.087	3.04	5.96	-10	57.8	0.81	0.187	0.04	0.09	32
C225	638445	5209599	Brown	Clay	30-40 cm	B-Horizon	Dry		4.4	0.0003	0.066	1.9	3.91	2	37.9	0.508	0.2	0.04	0.078	24
N043	639427	5228396	Brown	Gravely	40-50 cm	B-Horizon	Dry	Rocky sample	NSS	0.0006	0.156	3.75	19.3	-10	97.5	1.33	0.1805	0.1	0.319	32.4
C262	637683	5210355	Brown	Sand	30-40 cm	B-Horizon	Dry		4.5	0.0004	0.06	2.39	5.53	3	57.2	0.788	0.165	0.04	0.127	30.6
N183	641303	5229301	Brown	Sand	20-30 cm	B-Horizon	Dry		4.6	0.0004	0.165	2.6	22.8	-2	47.9	0.954	0.1215	0.05	0.155	21.8
B256	642609	5219704	Brown	Sand	20-30 cm	B-C Transition	Damp	Rocky sample. Bouldery	4.4	0.0003	0.12	2.08	6.91	<2	39.2	0.997	0.203	0.05	0.107	37.3
C137	637977	5208971	Brown	Sand	30-40 cm	B-Horizon	Very Dry	Rocky	4.4	<0.0001	0.071	2.6	3.04	<2	42.1	0.516	0.162	0.25	0.15	21
B268	643294	5219615	Brown	Sand	20-30 cm	B-Horizon	Dry		5	0.0002	0.092	2.45	5.94	-2	27.2	1.12	0.1755	0.13	0.118	40.5
C571	638690	5213341	Brown,Orange	Silty	20-30 cm	B-Horizon	Dry		4.4	0.0004	0.068	2.64	4.13	<2	31.5	0.756	0.199	0.09	0.108	26.5
N038	640049	5227976	Brown	Sand	30-40 cm	B-Horizon	Dry	Rocky sample	4.4	-0.0001	0.128	1.51	7.37	2	193.5	0.336	0.169	0.16	0.563	30.3
C472	637978	5212483	Brown	Clay	30-40 cm	B-Horizon	Dry		4.4	0.0002	0.079	2.46	3.4	<2	29.9	0.519	0.1315	0.04	0.114	22.9
N032	639778	5227978	Brown	Sand	40-50 cm	B-Horizon	Dry	Taken in valley near stream	4.7	0.0002	0.117	2.6	34.4	2	87	0.833	0.12	0.28	0.1	29.9
N107	640779	5228388	Brown	Sand	30-40 cm	B-Horizon	Dry		5.1	0.0002	0.128	2.87	22.4	3	86.3	0.985	0.157	0.33	0.229	33.2
N134	640968	5228804	Brown	Clay	30-40 cm	B-Horizon	Damp	Semi-swampy	4.3	0.0005	0.033	2.66	10	-2	34.4	0.293	0.1045	0.02	0.09	26.5
C008	636740	5207985	Brown	Sand	30-40 cm	B-Horizon	Dry		4.1	0.0007	0.024	2.76	5.6	2	47.7	0.766	0.196	0.03	0.122	33.7
C265	637263	5210505	Brown	Sand	10-20 cm	B-Horizon	Dry	Shallow dipping slope	4.9	0.0001	0.027	1.42	7.12	<2	97.6	1.84	0.1665	0.21	0.077	70.4
B251	643313	5219446	Brown	Sand	10-20 cm	B-Horizon	Dry	Rocky zone	5.5	0.0002	0.076	2.12	6.66	-2	29.4	0.754	0.147	0.3	0.107	51.7
B076	642595	5217475	Orange	Clay	30-40 cm	B-Horizon	Damp		4.8	0.0005	0.071	3.52	6.77	-10	20.7	1.12	0.1275	0.08	0.116	35.9
C030	635734	5208510	Brown	Sand	30-40 cm	B-Horizon	Dry		4.3	0.0002	0.013	0.89	1.26	<2	23.4	0.541	0.324	0.01	0.037	24.1
C415	637632	5211970	Brown	Clay	10-20 cm	B-Horizon	Damp		5	0.0002	0.097	2.28	6.45	3	86	1.105	0.136	0.17	0.129	36.2
C612	639196	5213636	Brown	Sand	20-30 cm	B-Horizon	Dry		4.6	0.0006	0.159	3.64	3.96	2	43.3	0.473	0.1435	0.09	0.255	20.3
C132	637715	5208907	Brown	Clay	20-30 cm	B-Horizon	Damp		5.6	0.0004	0.022	1.83	7.37	2	76.3	1.315	0.18	0.45	0.061	66.6
C442	638014	5212168	Brown,Orange	Silty	30-40 cm	B-Horizon	Very Dry	Moved 20m from rocky terrain	4.8	0.0012	0.101	4.9	3.84	<2	29.4	0.753	0.108	0.03	0.295	21.1
C614	638914	5213738	Brown	Sand	20-30 cm	B-Horizon	Dry		4.7	0.0006	0.121	3.83	5.98	3	51	0.724	0.1695	0.07	0.143	41.4
B182	642160	5218910	Brown	Clay	20-30 cm	B-Horizon	Damp		5.2	0.0003	0.038	2.58	9.01	2	48.4	0.862	0.109	0.19	0.117	44.8
N111	640552	5228722	Brown	Clay	20-30 cm	B-Horizon	Dry		4.5	0.0005	0.125	2.87	18	2	75.1	0.765	0.171	0.1	0.118	34.2
C663	639702	5213930	Brown	Sand	20-30 cm	B-Horizon	Dry		4.6	0.0009	0.071	3.79	2.95	-2	54.1	1.285	0.323	0.02	0.345	83.2
C447	637312	5212406	Brown	Sand	20-30 cm	B-Horizon	Dry	Near Fresh Cutting	4.6	<0.0001	0.257	2.68	8.66	2	67.2	0.687	0.242	0.11	0.277	17.9
C521	639452	5212585	Brown	Clay	20-30 cm	B-Horizon	Dry		4.4	0.0003	0.096	1.86	4.16	<2	57.1	0.485	0.1775	0.1	0.107	27.2
C068	636946	5208549	Brown	Sand	30-40 cm	B-Horizon	Dry		5.1	0.0004	0.064	2.95	5.42	<2	59.4	2.03	0.1925	0.03	0.088	49.4
C313	638472	5210547	Brown,Red	Silty	20-30 cm	B-Horizon	Damp,Dry	Zone marecageux avec des bous a coter	4.7	0.0008	0.004	1.64	4.46	2	85.8	0.971	0.165	0.13	0.081	47.5
C412	638055	5211816	Brown	Clay	30-40 cm	B-Horizon	Damp		4.5	0.0004	0.048	1.5	4.68	<2	39.3	0.579	0.1375	0.08	0.063	30
C088	636220	5208972	Brown	Sand	20-30 cm	B-Horizon	Dry	Near an old road	4.6	0.0002	0.01	1.91	7.41	<2	75.1	0.866	0.31	0.03	0.047	33.7
C072	637509	5208343	Brown	Sand	30-40 cm	B-Horizon	Damp	Bouldery	5.2	0.0005	0.049	6.25	3.81	<2	51.7	2.4	0.2	0.02	0.185	29
N225-A	641244	5229877	Brown	Sand	10-20 cm	B-Horizon	Dry	Duplicate	4.8	0.0003	0.045	3.17	6.98	-2	57.7	0.565	0.0856	0.01	0.171	29
N027	639157	5228397	Brown	Clay	30-40 cm	B-Horizon	Damp		5	0.0002	0.082	2.44	13.1	-2	170	0.593	0.135	0.06	0.249	33.9
C217	637318	5210009	Brown	Sand	30-40 cm	B-Horizon	Damp		4.6	0.0005	0.086	2.72	5.1	2	58.9	8.31	0.213	0.05	0.132	74.5
C383	637952	5211534	Brown	Clay	20-30 cm	B-Horizon	Dry		5	0.0009	0.056	2.71	3.09	<2	40.4	0.645	0.138	0.04	0.106	25.8
N034	640027	5227810	Brown	Sand	20-30 cm	B-Horizon	Dry	Rocky sample	4.6	-0.0001	0.18	2.84	19.8	-2	43.4	0.784	0.246	0.02	0.295	28.8
N202	641201	5229551	Orange	Sand	20-30 cm	B-Horizon	Dry		4.5	0.0004	0.119	3.63	10.85	2	49.1	0.871	0.236	0.03	0.224	26
B270	643576	5219512	Brown	Clay	20-30 cm	B-Horizon	Damp		4.7	0.0002	0.064	2.28	5.22	-2	37.4	0.301	0.173	0.11	0.133	19.05
C370	638253	5211265	Brown	Sand	30-40 cm	B-Horizon	Dry		4.8	0.0007	0.133	2.71	5.54	<2	42.5	0.719	0.1125	0.04	0.148	37.7
C086	636503	5208869	Brown	Sand	10-20 cm	B-Horizon	Dry	Near a road	5.7	0.0003	0.043	2.32	5.72	<2	89.6	0.949	0.22	0.24	0.07	39.5
N079	640114	5228475	Brown	Sand	30-40 cm	B-Horizon	Dry		5.8	0.0002	0.021	1.66	10.55	-2	58.5	0.623	0.0954	0.15	0.075	51.9
C093	636344	5209085	Brown	Sand	20-30 cm	B-Horizon	Dry	Shallow dipping slope	4.5	0.0003	0.024	2.6	7.48	2	71.6	0.938	0.271	0.04	0.068	29.5
B072	642896	5217205	Orange	Sand	30-40 cm	B-Horizon	Very Dry	Lakeside	4.3	-0.0002	0.017	2.24	10	-10	19.2	0.22	0.176	0.07	0.106	19.4
C013	637445	5207728	Brown	Silty	40-50 cm	B-Horizon	Very Dry	Boulders	4.7	0.0001	0.015	3.55	4.3	<2	45.1	1.355	0.198	0.05	0.1	22.6
C512	638344	5212828	Brown	Silty	20-30 cm	B-Horizon	Dry		4.3	0.0005	0.123	2.99	3.58	2	52.4	0.605	0.0995	0.09	0.321	21.7

Appendix 1. Description, localization and analytical data for the soil samples collected during the 2024 exploration campaign conducted by GeoExplore Survey on the Riley Brook property.

Sample_no.	Easting	Northing	Color	Texture	Depth (cm)	Horizon A	Soil_Moisture	Notes	pH	Au (g/t)	Ag (ppm)	Al (wt. %)	As (ppm)	B	Ba	Be	Bi	Ca (wt. %)	Cd (ppm)	Ce
C352	637991	5211201	Brown	Sand	20-30 cm	B-Horizon	Dry		4.6	0.0004	0.118	2.2	3.94	2	54.5	1.015	0.19	0.09	0.137	30.6
C294	637504	5210740	Brown	Sand	10-20 cm	B-Horizon	Dry	Hill	4.5	0.0011	0.069	2.8	4.2	<2	52.2	1.255	0.218	0.05	0.165	28
C481	637959	5212649	Brown	Clay	30-40 cm	B-Horizon	Damp		4.3	0.0004	0.086	1.57	3.21	<2	26.9	0.479	0.115	0.03	0.188	26.2
C001	635754	5208344	Brown	Clay,Sand	20-30 cm	B-Horizon	Damp		4.6	<0.0001	0.018	0.98	1.5	<2	55.5	0.726	0.35	0.09	0.065	17.35
C305	637337	5210961	Orange	Sand	10-20 cm	B-Horizon	Dry	Near a swamp, shallow dipping slope	4.5	0.0002	0.073	2.59	4.15	<2	36.9	0.716	0.179	0.05	0.083	23.4
C017	637567	5207843	Brown	Sand	10-20 cm	B-Horizon	Dry	Boulders	5	0.0007	0.038	3.47	3.39	<2	83.7	1.505	0.1825	0.02	0.172	33.3
N069	639346	5228812	Brown	Clay	30-40 cm	B-Horizon	Damp		4.9	0.0001	0.237	3.92	24.2	3	99.8	0.686	0.0641	0.1	0.417	19.05
C339	638011	5211037	Brown,Orange	Sand	10-20 cm	B-Horizon	Dry	Coniferous	4.8	0.0004	0.057	3.48	2.64	2	46.1	0.727	0.1595	0.03	0.142	33
C474	637696	5212585	Brown	Clay	10-20 cm	B-Horizon	Damp		4.7	0.0005	0.088	4.05	4.33	3	40	0.809	0.11	0.1	0.135	25.2
N087	640260	5228558	Brown	Clay	20-30 cm	B-Horizon	Damp		4.8	0.0004	0.201	3.63	20.2	2	52.6	0.975	0.142	0.16	0.146	21.6
C089	636082	5209023	Brown	Sand	10-20 cm	B-Horizon	Dry		5	0.0005	0.009	1.12	2.77	<2	73.6	0.801	0.163	0.08	0.044	28.2
B080	642031	5217680	Brown	Clay	30-40 cm	B-Horizon	Damp		4.9	0.001	0.045	3.37	6.22	2	31.2	0.829	0.139	0.04	0.117	29.9
C024	636580	5208203	Grey,Red	Clay	30-40 cm	B-C Transition	Damp	Very Rocky	6.8	<0.0001	0.019	1.45	3.02	3	112	1.1	0.226	0.71	0.106	58
B266	643012	5219717	Brown	Clay	40-50 cm	B-Horizon	Damp		4.9	0.0006	0.064	3.31	5.2	2	30.6	1.175	0.111	0.04	0.15	51.5
N184	641183	5229385	Brown	Sand	10-20 cm	B-Horizon	Damp	Swamp near	4.7	0.0004	0.259	3.02	10.15	3	101.5	0.728	0.133	0.11	0.55	21.4
C097	636907	5208880	Brown	Sand	10-20 cm	B-Horizon	Dry	Near a road	4.9	0.0002	0.027	2.42	3.85	2	65.9	1.07	0.21	0.02	0.117	27.4
C281	638087	5210368	Brown	Sand	20-30 cm	B-Horizon	Dry		NSS	0.0002	0.029	1.91	4.86	-2	47	0.577	0.1765	0.04	0.085	29.5
C084	636786	5208761	Brown	Sand,Silty	10-20 cm	B-Horizon	Damp,Dry	Near a swamp	4.9	0.0011	0.014	2.47	4.26	<2	61.7	0.695	0.204	0.01	0.112	26.8
C210	636351	5210173	Brown	Sand	20-30 cm	B-Horizon	Dry	Rocky area	5.1	0.0043	0.048	2.76	3.03	<2	55.1	1.105	0.1625	0.02	0.182	41.9
C075	637932	5208189	Brown	Clay	20-30 cm	B-Horizon	Damp		4.9	0.0008	0.093	2.47	14.3	2	141	1.79	0.1975	0.12	0.085	63.6
C180-A	636283	5209940	Brown	Sand	20-30 cm	B-Horizon	Dry	Shallow dipping slope	5.4	0.0005	0.053	4.72	5.17	2	65.2	1.7	0.192	0.07	0.172	35.1
B283	642429	5220089	Brown	Clay,Gravely	40-50 cm	B-Horizon	Damp		5.5	0.0003	0.033	2.38	3.37	-10	136	0.73	0.14	0.29	0.074	64.4
B134	641673	5218449	Brown	Sand	20-30 cm	B-Horizon	Dry		4.7	0.0004	0.07	2.92	6.15	2	42.6	0.672	0.1145	0.05	0.132	32.3
B055	642063	5217345	Brown	Sand	20-30 cm	B-Horizon	Dry		5.1	0.0005	0.035	2.9	6.19	2	44.1	0.71	0.1435	0.1	0.108	44.8
C274	637091	5210728	Brown	Silty	10-20 cm	B-Horizon	Dry		4.4	0.0002	0.029	1.74	3.48	2	53.3	0.917	0.174	0.05	0.068	17.85
C558	638440	5213255	Brown	Clay	20-30 cm	B-Horizon	Damp	Moved 20m due to swampy ground	5.6	0.0001	0.016	2.08	7.21	<2	34.5	1.025	0.105	0.36	0.093	43.6
C074	637791	5208241	Brown	Sand	30-40 cm	B-Horizon	Dry	Bouldery	4.8	0.0009	0.15	3.69	6.16	2	58	1.245	0.1705	0.04	0.154	21.2
C324	637608	5211010	Brown	Silty	10-20 cm	B-Horizon	Dry	Near an old road	4.7	-0.0002	0.034	1.62	8.02	-10	74.1	1.3	0.127	0.16	0.084	94.9
C272	636818	5210825	Brown	Silty	10-20 cm	B-Horizon	Dry	A cote d'une ancienne route	5	0.0007	0.016	1.06	11.4	<2	165	1.58	0.146	0.16	0.053	35.8
C124	636587	5209318	Brown	Clay	30-40 cm	B-Horizon	Damp	Taken near stream	4.9	0.0005	0.008	1.22	4.92	3	185	1.16	0.204	0.29	0.058	41.7
N195	640330	5230139	Brown	Gravely	30-40 cm	B-Horizon	Dry		5.1	0.0002	0.078	2.76	13.3	2	87.2	0.933	0.13	0.15	0.252	40.7
C038	636843	5208267	Brown	Sand	20-30 cm	B-Horizon	Dry		5.2	0.0004	0.085	2.91	3.34	4	83.7	0.782	0.214	0.15	0.166	20.8
C320	638171	5210771	Brown	Silty	10-20 cm	B-Horizon	Dry	Slightly contaminated, organics	4.6	0.0001	0.049	1.57	3.22	<2	50.5	0.553	0.1825	0.05	0.051	28.8
C035	636420	5208421	Brown	Sand	30-40 cm	B-Horizon	Dry		4.6	-0.0002	0.063	1.92	6.64	-10	102	0.87	0.277	0.1	0.108	32.5
C037	636702	5208318	Brown	Clay	30-40 cm	B-Horizon	Damp		4.8	0.0006	0.024	1.66	5.7	3	233	1.35	0.183	0.2	0.129	72.9
N019	639254	5228148	Brown	Sand	10-20 cm	B-Horizon	Dry		5.1	0.0007	0.045	3.67	11.2	2	75	0.759	0.0907	0.07	0.481	23.8
N028	639281	5228313	Brown	Sand	30-40 cm	B-Horizon	Dry		4.9	0.0004	0.048	2.14	10.8	2	42.7	0.59	0.0899	0.03	0.231	32.5
C608	639760	5213430	Brown	Sand	20-30 cm	B-Horizon	Dry		4.4	0.0003	0.045	2.93	3.55	2	34.1	0.666	0.1085	0.05	0.13	36.9
C277	637523	5210573	Brown	Sand	30-40 cm	B-Horizon	Dry		4.3	0.0225	0.047	1.96	2.21	-2	24.4	0.814	0.26	0.02	0.1	25.5
C622	637908	5214264	Brown	Sand	20-30 cm	B-Horizon	Dry		4.6	0.0002	0.168	2.69	5.11	-10	35.9	0.47	0.1755	0.11	0.202	20.6
N065	639843	5228477	Brown	Clay	20-30 cm	B-Horizon	Damp		4.9	0.0001	0.491	4.75	21.7	3	71.3	0.724	0.1055	0.09	0.287	20.6
C605	639497	5213366	Dark Brown	Clay	20-30 cm	B-Horizon	Damp		4.9	0.0002	0.065	1.77	4.02	2	74.6	0.914	0.1425	0.23	0.158	54.8
C342	638439	5210891	Brown	Clay	20-30 cm	B-Horizon	Damp	Humid terrane, swampy	4.7	0.0019	0.012	1.26	2.81	<2	44.7	0.635	0.1575	0.05	0.036	37.6
N175-A	640660	5229554	Brown	Sand	30-40 cm	B-Horizon	Dry	Duplicate sample	4.8	0.0004	0.06	2.66	15.25	2	63.4	0.701	0.1225	0.01	0.174	37.6
B079	642172	5217628	Orange	Silty	30-40 cm	B-Horizon	Very Dry		4.7	0.0004	0.025	2.93	5.43	<2	21.3	0.663	0.201	0.04	0.122	29.2
C185	636932	5209835	Brown	Gravely,Sand	20-30 cm	B-Horizon	Dry		4.7	0.0002	0.118	2.43	7.01	-10	54.5	1.33	0.163	0.07	0.152	36
N225	641244	5229877	Brown	Sand	10-20 cm	B-Horizon	Dry		4.8	0.0006	0.066	3.19	6.43	-2	61.9	0.474	0.0841	0.02	0.246	29.3
N058	640195	5228059	Brown	Clay	20-30 cm	B-Horizon	Very Dry		4.8	0.0008	0.118	3.96	9.53	-2	63.5	0.796	0.1525	0.03	0.358	19.55
N144	639725	5229642	Brown,Orange	Sand,Gravely	10-20 cm	B-Horizon	Very Dry	Very Rocky soil	4.9	0.0003	0.209	3.55	23	3	159.5	0.6	0.128	0.21	0.5	13.95
N145	639733	5229802	Brown	Clay,Gravely	20-30 cm	B-Horizon	Dry	Moved 15m from road	5.8	0.0003	0.195	3.4	13.45	2	386	1.2	0.1945	0.51	0.193	54.5
C557	638568	5213226	Brown	Clay	20-30 cm	B-Horizon	Dry		4.9	0.0002	0.046	3.55	4.85	2	38.7	1.155	0.1765	0.09	0.202	33.7
N081	640363	5228307	Brown	Sand	10-20 cm	B-Horizon	Dry	Shallow dipping slope	4.4	0.0004	0.185	3.51	17.2	2	86.4	1.055	0.365	0.03	0.834	19.35

Appendix 1. Description, localization and analytical data for the soil samples collected during the 2024 exploration campaign conducted by GeoExplore Survey on the Riley Brook property.

Sample_no.	Easting	Northing	Color	Texture	Depth (cm)	Horizon A	Soil_Moisture	Notes	pH	Au (g/t)	Ag (ppm)	Al (wt. %)	As (ppm)	B	Ba	Be	Bi	Ca (wt. %)	Cd (ppm)	Ce
N025	638908	5228565	Brown	Sand	20-30 cm	B-Horizon	Dry		4.8	0.0002	0.169	1.64	5.26	-2	178.5	0.33	0.125	0.04	0.338	36
C064	636382	5208754	Brown	Sand	20-30 cm	B-Horizon	Dry		3.7	0.0001	0.005	1	1.08	2	28.5	0.405	0.273	0.03	0.032	41
C586	638671	5213508	Brown	Sand	20-30 cm	B-Horizon	Dry		4.2	0.0004	0.079	2.23	4.29	2	48.3	0.421	0.1585	0.21	0.135	19.85
B060	641365	5217603	Brown	Sand	20-30 cm	B-Horizon	Dry		5.2	0.0011	0.059	4.27	4.19	2	65.1	0.793	0.0979	0.19	0.182	39.1
N127	640325	5229057	Brown	Sand	20-30 cm	B-Horizon	Dry		4.9	0.0016	0.129	2.11	11.8	3	97.9	0.586	0.172	0.24	0.299	31.7
C361	636985	5211727	Brown	Sand	10-20 cm	B-Horizon	Dry		4.7	0.0004	0.068	2.03	2.85	-2	47.3	0.596	0.1195	0.05	0.165	29.3
C105	638035	5208468	Brown	Sand	10-20 cm	B-Horizon	Dry	Shallow dipping slope	4.2	0.0005	0.082	2.54	5.49	<2	86.5	0.633	0.1805	0.05	0.195	32.4
C109	637593	5208792	brown foncer	Sand	40-50 cm	Horizon A	Dry	Shallow dipping slope	4.6	0.0001	0.014	1.03	4.67	<2	52.1	0.925	0.282	0.13	0.057	33.6
C150	636145	5209638	Brown	Sand	20-30 cm	B-Horizon	Dry		4.9	0.0006	0.143	2.81	3.14	2	34.8	1.005	0.153	0.09	0.171	21.8
C321	638037	5210843	Brown	Sand,Silty	10-20 cm	B-Horizon	Dry		4.6	0.005	0.017	1.67	3.09	<2	36.4	0.492	0.1765	0.06	0.055	23.5
C379	638516	5211329	Brown	Sand	10-20 cm	B-Horizon	Damp	Rocky	4.4	0.0014	0.033	1.29	2.28	<2	39.4	0.417	0.141	0.07	0.074	26.5
C021	637003	5208049	Brown	Sand	30-40 cm	B-Horizon	Damp		5.3	0.0004	0.074	2.71	6.57	<2	70.2	0.894	0.1815	0.11	0.086	42.2
C060-A	635836	5208793	Orange	Sand	10-20 cm	B-Horizon	Dry	Duplicate	4.7	0.001	0.003	2.18	4.04	2	37.5	0.717	0.178	0.05	0.109	40.5
C246	637275	5210347	Brown	Sand	10-20 cm	B-Horizon	Dry	White birch forest	4.9	0.0003	0.512	5.57	8.18	-10	86.9	1.02	0.1525	0.05	0.099	28.3
C215	637036	5210112	Brown	Sand	20-30 cm	B-Horizon	Damp		4.4	0.0006	0.047	2.69	4.81	<2	46	0.738	0.1645	0.04	0.132	29.6
C329	636901	5211278	Brown	Clay	20-30 cm	B-Horizon	Damp		4.7	0.0033	0.056	1.4	2.53	-2	44.2	0.469	0.1325	0.08	0.057	23.1
C271	636686	5210881	Brown	Sand,Silty	10-20 cm	B-Horizon	Damp	Near a swamp	4.7	0.0013	0.003	1.12	4.01	<2	56.6	0.608	0.1435	0.04	0.025	27.8
N209	641222	5229714	Brown	Sand	10-20 cm	B-Horizon	Dry		4.1	0.0002	0.129	1.74	11.2	-2	33.2	0.193	0.246	0.05	0.138	36.4
C417	637350	5212073	Brown	Sand	20-30 cm	B-Horizon	Dry		4.8	0.0005	0.113	3.2	5.4	2	84.9	0.732	0.125	0.1	0.319	23.4
N040	639800	5228144	Brown	Clay	30-40 cm	B-Horizon	Damp	Taken in valley near stream	4.8	0.0002	0.162	1.67	19.25	-2	44.7	0.527	0.136	0.12	0.063	30.4
C365	637549	5211521	Brown	Clay	10-20 cm	B-Horizon	Damp	Chunks of red & grey clay	4.6	0.0009	0.026	0.72	1.84	<2	39.2	0.316	0.1415	0.08	0.038	30.6
C298	636940	5210945	Brown	Sand	10-20 cm	B-Horizon	Dry	Mountain slope	4.3	0.0005	0.054	1.1	1.45	<2	11.7	0.26	0.1615	0.01	0.062	24.2
B103	642419	5217858	Brown	Sand	10-20 cm	B-Horizon	Dry	Slightly rocky	4.9	0.0007	0.155	4.92	8.2	2	35.5	1.305	0.1735	0.05	0.181	27.4
C325	637465	5211073	Brown,Red	Clay	20-30 cm	B-Horizon	Damp	Rocky sample Cobblestones near site	NSS	0.0012	0.025	2	2.41	2	44.1	0.886	0.137	0.15	0.054	26.2
C012	637304	5207779	Brown	Sand	20-30 cm	B-Horizon	Dry		4.9	<0.0001	0.02	1.23	8.63	<2	69.8	1.8	0.186	0.13	0.054	39
B265	642871	5219768	Brown	Clay,Gravely	30-40 cm	B-C Transition	Damp	Very Rocky sample. Boulders	4.6	0.0005	0.086	2.78	8.15	-10	26.7	0.97	0.1945	0.06	0.151	33.6
C371	638394	5211214	Brown	Clay	10-20 cm	B-Horizon	Dry		4.7	0.0004	0.064	1.16	2.56	<2	60.4	0.656	0.166	0.06	0.05	32.5
B083	641608	5217834	Brown	Clay	30-40 cm	B-Horizon	Damp		4.9	0.0007	0.06	3.57	16.65	-2	22.6	0.687	0.1385	0.11	0.126	28.4
C362	637126	5211675	Brown	Sand	10-20 cm	B-Horizon	Dry		4.8	0.0005	0.07	3.38	3.53	2	44.8	0.698	0.118	0.07	0.126	26.2
N210	641099	5229802	Brown	Sand	10-20 cm	B-Horizon	Dry		4.4	0.0004	0.173	3.25	9.91	-2	53.1	0.671	0.1455	0.02	0.163	25.2
C163	637958	5209138	Brown	Clay	20-30 cm	B-Horizon	Damp		5.5	0.0005	0.099	1.78	2.94	<2	90.1	0.893	0.1485	0.4	0.105	39.5
C323	637743	5210964	Brown	Sand	30-40 cm	B-Horizon	Damp	Near an old road	5	0.0004	0.033	2.4	5.58	<2	55.4	1.385	0.1665	0.1	0.089	57.8
C378	638667	5211260	Brown	Clay	30-40 cm	B-Horizon	Dry	Moved 20m off road	4.8	0.0003	0.043	1.48	2.83	<2	47.3	0.394	0.1425	0.13	0.061	26
B138	642076	5218461	Brown	Sand	30-40 cm	B-Horizon	Dry		4.7	0.0003	0.067	3.11	3.15	-2	23.5	0.566	0.142	0.03	0.158	29.9
C380-A	638375	5211380	Brown,Orange	Sand	30-40 cm	B-Horizon	Dry	Duplicate	4.9	0.0004	0.022	2.8	3.3	<2	39.8	0.559	0.1525	0.03	0.08	26
C078	637631	5208459	Brown	Clay	40-50 cm	B-Horizon	Damp		5.1	0.0005	0.056	2.39	4.06	2	45.6	1.31	0.1925	0.03	0.076	51.5
C094	636484	5209034	Brown	Sand	20-30 cm	B-Horizon	Dry	Shallow dipping slope	4.6	0.0001	0.029	1.95	4.67	<2	45.4	0.661	0.217	0.03	0.056	21.5
C562	637863	5213482	Brown	Clay	20-30 cm	B-Horizon	Dry		4.7	0.0006	0.162	5.03	3.33	2	30.9	0.796	0.156	0.05	0.289	13.35
B077	642454	5217526	Brown	Clay	30-40 cm	B-Horizon	Wet	Swampy area	6	-0.0002	0.086	2.9	8.37	-10	44.6	0.78	0.126	0.7	0.155	39
B156	642198	5218577	Brown	Sand	10-20 cm	B-Horizon	Dry	Shallow dipping slope	5.4	0.0003	0.04	2.39	8.57	<2	54.6	0.813	0.119	0.22	0.101	56.5
B157	642062	5218628	Brown	Sand	10-20 cm	B-Horizon	Dry	Shallow dipping slope near a swamp	5.8	0.0003	0.018	1.83	5.94	<2	55.8	1.32	0.0939	0.25	0.102	62.1
C275	637242	5210697	Brown	Sand	20-30 cm	B-Horizon	Damp	Swampy area	5	0.0005	0.002	1.52	4.13	<2	72.5	1.145	0.1675	0.23	0.063	39
C293	637645	5210685	Brown	Sand	20-30 cm	B-Horizon	Dry	Near an old road	4.8	0.0009	0.044	4.78	3.5	<2	32.5	1.58	0.212	0.02	0.239	45.3
C542	638587	5213059	Brown	Silty	30-40 cm	B-Horizon	Dry	Rocky	4.5	0.0004	0.057	3.58	3.84	2	46.3	0.745	0.1415	0.09	0.352	19.05
C045	637830	5207907	Brown	Silty	30-40 cm	B-Horizon	Very Dry	Bouldery	4.9	0.0004	0.046	3.11	4.31	2	53.1	1.735	0.12	0.05	0.112	38.2
N078	639989	5228559	Brown	Clay	30-40 cm	B-Horizon	Damp		5.1	0.0003	0.236	2.16	10.35	-2	32.1	0.432	0.0706	0.1	0.107	23.3
C609	639619	5213482	Brown	Sand	20-30 cm	B-Horizon	Dry		4.2	0.0009	0.155	3.69	4.05	2	26.5	0.766	0.26	0.03	0.237	25.1
N161	640763	5229304	Brown	Sand	30-40 cm	B-Horizon	Dry	Rocky sample	4.7	-0.0001	0.105	3.66	17.8	2	48.8	0.87	0.1525	0.03	0.207	33.1
N055	639822	5228310	Brown,Orange	Sand	20-30 cm	B-Horizon	Very Dry	Very Rocky soil	4.1	0.0002	0.219	1.92	14.85	-2	44.2	0.379	0.126	0.07	0.131	21.5
C288	638350	5210419	Brown	Silty	30-40 cm	B-Horizon	Damp	Swampy area	6.1	0.0021	0.012	1.56	6.02	2	81.6	0.831	0.1355	0.21	0.027	49.7
C010	637022	5207882	Brown,Orange	Sand	10-20 cm	B-Horizon	Dry		4.8	0.0002	0.114	3.67	4.5	2	66.6	0.705	0.196	0.03	0.135	22.5
C522	639311	5212636	Brown,Grey	Clay	20-30 cm	B-Horizon	Dry		4.1	0.0001	0.01	1.16	1.63	<2	30.4	0.35	0.1485	0.06	0.056	26.2

Appendix 1. Description, localization and analytical data for the soil samples collected during the 2024 exploration campaign conducted by GeoExplore Survey on the Riley Brook property.

Sample_no.	Easting	Northing	Color	Texture	Depth (cm)	Horizon A	Soil_Moisture	Notes	pH	Au (g/t)	Ag (ppm)	Al (wt. %)	As (ppm)	B	Ba	Be	Bi	Ca (wt. %)	Cd (ppm)	Ce
C349	638414	5211047	Brown	Clay	20-30 cm	B-C Transition	Damp	Rock fragments	4.7	0.0004	0.164	1.71	2.47	<2	53.1	0.82	0.17	0.06	0.125	36.9
C196	638323	5209484	Brown	Sand	20-30 cm	B-Horizon	Dry		4.8	0.0011	0.054	1.41	2.6	<2	46.7	0.356	0.175	0.02	0.098	21.8
C106	638016	5208636	Brown	Sand	10-20 cm	B-Horizon	Dry	Shallow dipping slope	4.6	0.0002	0.016	1.36	6.14	<2	45.6	0.653	0.308	0.05	0.035	31
C382	638093	5211483	Brown	Sand	10-20 cm	B-Horizon	Dry	Rocky ground	4.7	0.0012	0.082	2.87	4.51	2	54.5	1.46	0.1885	0.04	0.36	57.5
N159	641011	5229136	Brown	Sand	30-40 cm	B-Horizon	Dry	Rocky sample	4.6	0.0004	0.124	2.79	9.08	2	54.1	0.644	0.1055	0.03	0.158	27.2
C351	638132	5211150	Brown	Sand	30-40 cm	B-Horizon	Dry		4.4	0.0016	0.037	1.3	2.2	2	24.8	0.357	0.1495	0.02	0.061	24.3
C025	636439	5208254	Brown	Clay	30-40 cm	B-Horizon	Damp		4.5	0.0002	0.007	0.91	0.36	2	39.4	0.621	0.188	0.06	0.035	10.55
C429	638600	5211777	Brown	Clay	30-40 cm	B-Horizon	Damp		4.3	0.0003	0.032	1.05	2.74	<2	16	0.212	0.1485	0.03	0.037	27.8
C192	637920	5209468	Brown	Sand	10-20 cm	B-Horizon	Dry	Shallow dipping slope, rocky	5.1	0.0004	0.162	5.05	4.04	3	57.1	1.26	0.1775	0.09	0.167	15.8
B247	643755	5219127	Brown	Silty	20-30 cm	B-Horizon	Damp	Rocky area	5.9	0.0003	0.03	2.26	4.41	-10	41	0.62	0.0862	0.32	0.141	59.3
C237	636876	5210330	Brown	Clay	30-40 cm	B-Horizon	Damp		4.5	0.0005	0.069	2.42	5.53	2	76	0.825	0.157	0.03	0.14	32.3
B280	642852	5219935	Brown	Silty	30-40 cm	B-Horizon	Very Dry		4.8	0.0005	0.023	3.34	5.43	-10	15.5	0.98	0.1305	0.02	0.091	29
B200	643249	5218833	Brown	Clay	30-40 cm	B-Horizon	Wet		5.6	0.0004	0.055	2.46	6.97	-10	37.2	0.7	0.125	0.42	0.112	44.9
C184	636792	5209881	Brown	Sand	20-30 cm	B-Horizon	Dry	Rocky sample	NSS	0.0005	0.143	2.65	6.7	-2	45.4	0.801	0.202	0.05	0.143	25.5
C540-A	638295	5213145	Brown,Grey	Clay		B-Horizon	Dry	Duplicate	4.7	0.0005	0.008	1.38	3.81	<2	24.8	0.277	0.0865	0.21	0.06	23.9
C076	637913	5208356	Brown	Sand	20-30 cm	B-Horizon	Dry		4.7	0.0009	0.202	4.36	5.55	2	46.1	0.899	0.156	0.06	0.108	26.5
C462	639280	5211864	Brown	Sand	20-30 cm	B-Horizon	Dry	Moved 20m for swampy ground	4.2	0.0004	0.011	0.94	3.18	<2	28	0.28	0.1745	0.02	0.032	41.1
C005	636317	5208139	Brown	Sand	30-40 cm	B-Horizon	Dry		5	<0.0001	0.119	3.91	3.17	3	62.3	1.03	0.176	0.04	0.141	21.2
B011	642146	5216680	Orange	Sand	30-40 cm	B-Horizon	Dry		4.6	0.001	0.133	3.66	6.04	<2	36.2	0.519	0.1875	0.17	0.132	17.3
B088	641871	5217898	Brown,Grey	Clay	30-40 cm	B-Horizon	Damp	Rocky	4.4	0.0012	0.05	1.13	4.99	-2	34.4	0.231	0.281	0.08	0.154	28
N150	640368	5229389	Brown	Clay,Gravely	30-40 cm	B-Horizon	Dry	Rocky soil	5.5	0.0004	0.05	4.07	21.4	2	102	0.996	0.1665	0.18	0.126	38.6
C331	636882	5211445	Brown	Clay	20-30 cm	B-Horizon	Damp		5	0.0003	0.097	3.18	4.15	2	61.2	1.04	0.106	0.13	0.101	31.6
N208	641346	5229628	Brown	Sand	10-20 cm	B-Horizon	Dry	Near an old road	4.6	0.0004	0.061	2.54	5.87	-2	43.3	0.502	0.09	0.02	0.172	34.2
B253	643033	5219551	Brown	Sand	10-20 cm	B-Horizon	Dry	Shallow dipping slope avec des Roches	4.9	0.0006	0.321	3.22	5.2	2	37.1	1.07	0.1165	0.07	0.168	44.5
N094	639389	5229145	Brown	Sand	30-40 cm	B-Horizon	Dry		4.7	0.0002	0.268	2.53	15.7	2	93.2	0.623	0.1225	0.18	0.094	31.7
C266	637121	5210565	Brown	Sand	10-20 cm	B-Horizon	Dry	Old logging road	4.8	0.001	0.054	3.1	4.26	2	66.2	0.86	0.1885	0.01	0.064	27.8
C176	636811	5209715	Brown	Clay	20-30 cm	B-Horizon	Damp	Rocky sample	NSS	0.0002	0.106	1.52	2.71	-2	70.6	0.487	0.187	0.05	0.059	24.8
C427	638318	5211880	Brown	Clay	30-40 cm	B-Horizon	Damp		4.2	0.0005	0.007	0.73	1.3	<2	13.7	0.277	0.134	0.03	0.028	26.3
C040	637125	5208164	Brown	Clay	20-30 cm	B-Horizon	Damp		5	0.0004	0.025	2.86	3.78	3	93.9	0.72	0.209	0.03	0.083	29.4
C220-A	637740	5209855	Brown	Sand	30-40 cm	B-Horizon	Dry	Duplicate	4.6	0.0013	0.081	5.05	5.25	2	49.5	1.465	0.205	0.02	0.312	31.4
N217	640231	5230389	Brown	Sand	10-20 cm	B-Horizon	Dry		4.9	0.0003	0.041	2.78	12.05	2	75.6	0.688	0.0987	0.04	0.187	38.8
N121	639572	5229560	Brown	Sand	10-20 cm	B-Horizon	Dry		6.3	0.0004	0.095	2.67	36.4	2	136	0.81	0.0987	0.47	0.197	80.4
C420-A	637331	5212239	Brown	Sand	20-30 cm	B-Horizon	Dry	Duplicate Rocky Sample	4.8	0.0004	0.089	3.66	9.61	3	51	0.81	0.124	0.09	0.317	28.8
B102	642557	5217807	Brown	Sand	10-20 cm	B-Horizon	Dry	Slightly rocky area	5.1	0.0004	0.13	3.83	6.91	2	64.4	0.941	0.139	0.12	0.3	27.7
B024	641845	5216949	Brown	Sand	10-20 cm	B-Horizon	Dry	Rocky sample Boulders at site	4.8	0.0005	0.065	3.42	6.88	<2	48.4	0.999	0.328	0.08	0.279	39.9
N126	640200	5229140	Brown	Sand	20-30 cm	B-Horizon	Dry		5	0.0011	0.093	3.22	11.05	2	75.6	0.794	0.123	0.04	0.161	32.4
B212	642243	5219359	Brown	Sand,Gravely	30-40 cm	B-Horizon	Dry	Very Rocky sample	5	0.0004	0.055	2.39	6.03	<2	48.5	0.554	0.11	0.12	0.201	40.6
B242	643051	5219384	Brown	Sand	10-20 cm	B-Horizon	Dry	Shallow dipping slope	5.3	0.0039	0.021	3.51	7.69	2	29.8	0.988	0.107	0.1	0.058	57.1
C407	638760	5211560	Brown	Sand	30-40 cm	B-Horizon	Dry		4.4	0.0005	0.015	0.93	1.83	<2	32.4	0.468	0.1465	0.04	0.06	33.9
C208	636632	5210099	Brown	Sand	20-30 cm	B-Horizon	Dry	Rocky sample	NSS	0.0001	0.037	1.48	3.78	-2	113	0.822	0.109	0.16	0.101	43.1
C348	638555	5210996	Brown	Clay	20-30 cm	B-Horizon	Dry		4.9	0.0005	0.032	1.43	4.74	<2	88.3	0.777	0.1555	0.08	0.048	63.3
N151	640492	5229305	Brown	Clay,Gravely	20-30 cm	B-Horizon	Dry		4.7	-0.0001	0.121	3.83	13.4	5	99.5	0.985	0.1625	0.09	0.5	30.3
C416	637491	5212021	Brown	Sand	20-30 cm	B-Horizon	Dry		4.4	0.0003	0.095	2.48	4.77	2	50.1	0.435	0.1385	0.19	0.282	17.05
N057	640070	5228142	Brown	Sand	20-30 cm	B-Horizon	Very Dry	Very Rocky soil	4.5	0.0003	0.27	2.41	13.4	-2	61.6	0.51	0.1705	0.04	0.596	23.3
C450	637575	5212470	Brown	Sand	20-30 cm	B-Horizon	Dry		4.7	0.0003	0.073	2.4	2.88	<2	36.4	0.607	0.1135	0.07	0.077	26.4
B232	642365	5219474	Brown	Sand	30-40 cm	B-Horizon	Dry	Stream near site	4.9	0.0003	0.035	1.8	6.31	2	25.9	0.521	0.134	0.22	0.109	37.8
C401	638638	5211444	Brown	Clay	10-20 cm	B-Horizon	Damp		4.9	0.0006	0.043	1.59	2.98	<2	32.5	0.479	0.13	0.04	0.094	27
C540	638295	5213145	Brown,Grey	Clay	20-30 cm	B-Horizon	Dry	Moved 15m from swampy ground	4.7	0.0003	0.007	1.36	3.35	<2	23.6	0.295	0.0796	0.19	0.05	23.7
C141	637413	5209176	Brown	Silty	10-20 cm	B-Horizon	Very Dry	Limited Soil, Rocky area	4.1	0.0002	0.016	1.33	3.36	-2	32.5	0.492	0.205	0.03	0.064	24.6
B217	642948	5219102	Brown	Sand	30-40 cm	B-Horizon	Wet		4.8	0.0002	0.099	2.98	5.99	-10	48.8	0.62	0.12	0.08	0.267	37.1
C291	637928	5210587	Brown	Sand	10-20 cm	B-Horizon	Dry	At the top of mountain	4.7	0.0005	0.029	2.46	3.65	-2	38.7	0.789	0.158	0.03	0.102	26.8
C250	637843	5210137	Brown	Clay	30-40 cm	B-Horizon	Dry		5	<0.0001	0.069	2.43	4.76	<2	48.9	0.634	0.166	0.05	0.07	29.1
C267	636979	5210572	Brown	Silty	10-20 cm	B-Horizon	Dry	Near an old road	4.3	0.0003	0.027	1.38	3.85	2	44.1	0.603	0.169	0.02	0.059	25.3

Appendix 1. Description, localization and analytical data for the soil samples collected during the 2024 exploration campaign conducted by GeoExplore Survey on the Riley Brook property.

Sample_no.	Easting	Northing	Color	Texture	Depth (cm)	Horizon A	Soil_Moisture	Notes	pH	Au (g/t)	Ag (ppm)	Al (wt. %)	As (ppm)	B	Ba	Be	Bi	Ca (wt. %)	Cd (ppm)	Ce
N223	640993	5230052	Brown	Sand	20-30 cm	B-Horizon	Dry	Shallow dipping slope	4.2	0.0001	0.075	1.55	7.87	-2	47.9	0.282	0.1365	0.01	0.24	43.8
N090	639887	5228809	Brown	Sand	30-40 cm	B-Horizon	Dry		4.8	0.0002	0.028	3.12	11.35	-10	78.8	0.63	0.1175	0.04	0.12	44.5
B273	643839	5219576	Brown	Sand	10-20 cm	B-Horizon	Dry		4.7	0.0003	0.066	3.91	7.94	-10	43.5	0.91	0.129	0.05	0.193	32.7
C636	639882	5213546	Brown	Clay	20-30 cm	B-Horizon	Damp		4.8	0.0002	0.095	3.12	4.49	<2	42.3	1.125	0.171	0.09	0.113	42.8
C431	638882	5211675	Brown	Clay	20-30 cm	B-Horizon	Damp		4.1	0.0011	0.027	0.88	1.54	<2	21.1	0.31	0.1345	0.01	0.03	32.4
N068	639470	5228728	Brown	Clay	20-30 cm	B-Horizon	Dry	Rocky soil	4.6	0.0002	0.111	1.82	27.4	2	148.5	0.36	0.1395	0.14	0.299	25.9
C011	637163	5207831	Brown	Clay	20-30 cm	B-Horizon	Damp		5.8	0.0001	0.018	1.44	3.8	<2	104	1.185	0.202	0.31	0.118	42.2
C069	637086	5208497	Brown	Sand	30-40 cm	B-Horizon	Dry		4.9	0.0002	0.031	2.27	4.66	<2	78.9	0.905	0.2	0.03	0.097	31.2
C261	637824	5210304	Brown	Sand	30-40 cm	B-Horizon	Dry		4	0.0003	0.083	1.41	7.38	2	34.7	0.334	0.198	0.06	0.099	39.7
N199	640827	5229803	Brown	Sand	20-30 cm	B-Horizon	Dry		4.9	0.0004	0.102	3.24	13.25	-2	77.6	1.095	0.1435	0.06	0.383	32.9
C380	638375	5211380	Brown,Orange	Sand	30-40 cm	B-Horizon	Dry		4.9	0.0005	0.029	2.79	3.03	2	36	0.518	0.137	0.02	0.074	25.2
B271	643717	5219461	Brown	Sand,Clay	30-40 cm	B-Horizon	Damp		5	0.0003	0.097	3.6	7.28	2	28.4	0.834	0.116	0.07	0.125	35.2
C174	637093	5209612	Brown	Sand	30-40 cm	B-Horizon	Dry		5.3	0.0001	0.03	1.17	5.83	<2	81.6	2.28	0.148	0.13	0.068	74.7
C216	637177	5210061	Brown	Sand	30-40 cm	B-Horizon	Damp		5	0.0005	0.026	1.98	4.97	<2	52.1	0.664	0.161	0.04	0.06	40
C220	637740	5209855	Brown	Sand	30-40 cm	B-Horizon	Dry		4.3	0.001	0.09	4.09	5.59	2	40.9	1.17	0.311	0.02	0.288	26.8
N048	638951	5228898	Brown	Clay	30-40 cm	B-Horizon	Damp		4.8	0.0001	0.121	2.59	10.25	-2	78.9	0.528	0.103	0.02	0.242	28.4
N101	640033	5228892	Orange	Sand	20-30 cm	B-Horizon	Dry		4.9	0.0005	0.059	3.57	11.35	2	58.1	0.601	0.0926	0.03	0.151	27.7
N211	640974	5229885	Brown	Sand	20-30 cm	B-Horizon	Dry		4.7	0.0004	0.106	2.45	12.15	-2	47.9	0.507	0.143	0.03	0.2	38.9
C204	637196	5209894	Brown	Clay	20-30 cm	B-Horizon	Damp	Boulders near site	4.7	0.0005	0.017	1.41	4.55	2	48.9	1.38	0.179	0.07	0.08	48.6
B281	642711	5219986	Brown	Silty	30-40 cm	B-Horizon	Very Dry	Boulders	4.9	0.0006	0.076	2.35	7.22	2	21.8	1.165	0.1055	0.04	0.147	47.4
B275	643557	5219679	Brown	Sand	20-30 cm	B-Horizon	Dry		4.9	-0.0002	0.067	4.11	7.1	-10	36	0.87	0.104	0.1	0.177	36.7
C341	638292	5210931	Brown	Sand	30-40 cm	B-Horizon	Dry		4.9	0.0002	0.023	1.17	2.03	<2	58.5	0.641	0.1505	0.07	0.041	56
N076	639741	5228727	Brown	Sand	20-30 cm	B-Horizon	Dry		4.9	0.0003	0.124	3.69	8.64	3	55.2	0.59	0.0873	0.06	0.139	23.7
C081	637208	5208611	Brown	Sand	10-20 cm	B-Horizon	Dry	Shallow dipping slope	5.1	0.0004	0.06	3.76	4.42	<2	55.8	0.863	0.1725	0.02	0.112	24.5
B065	641910	5217564	Brown	Clay	30-40 cm	B-Horizon	Damp		4.7	0.0005	0.114	3.65	8.69	2	45.6	0.723	0.153	0.07	0.169	31.3
N029	639405	5228229	Brown	Sand	20-30 cm	B-Horizon	Dry		4.7	0.0001	0.149	1.77	7.85	-2	73.5	0.348	0.106	0.24	0.161	19.7
C177	636670	5209766	Brown	Clay	20-30 cm	B-Horizon	Dry		4.7	0.0003	0.113	2.78	4.58	2	62.4	0.761	0.196	0.02	0.115	20
B185	641859	5219179	Brown	Clay	50-60 cm	B-Horizon	Damp		4.5	0.0004	0.013	2.87	2.5	-2	33.6	0.292	0.1485	0.09	0.121	18.35
B050	642774	5217090	Brown	Clay	30-40 cm	B-Horizon	Damp		4.6	0.0003	0.112	2.51	6.44	-10	37.9	0.52	0.125	0.12	0.119	31.8
C403	638920	5211342	Brown	Clay	20-30 cm	B-Horizon	Damp	Semi-swampy	4.8	0.0018	0.029	1.28	5.53	<2	45.1	0.437	0.1355	0.1	0.084	39.5
N110	640676	5228639	Brown	Clay	20-30 cm	B-Horizon	Dry		4.8	0.0002	0.047	1.88	13.2	2	45.3	0.466	0.1255	0.24	0.11	33
C031	635856	5208626	Brown	Clay	30-40 cm	B-Horizon	Wet		4.2	0.0004	0.007	0.96	3.02	<2	44.2	0.522	0.1895	0.05	0.039	26.2
C241	636575	5210604	Brown	Sand,Silty	10-20 cm	B-Horizon	Dry	Milieu de jeune foret	4.9	0.0003	0.04	2.67	3.45	<2	51.6	0.879	0.1145	0.03	0.215	41.9
B294	643538	5219845	Brown	Sand	20-30 cm	B-Horizon	Dry	Rocky sample	5.1	0.0002	0.202	2.8	7.16	-10	55.4	0.79	0.178	0.41	0.206	36.4
N093	639514	5229061	Brown	Clay	20-30 cm	B-Horizon	Dry	Very Rocky soil	4.8	0.0002	0.374	2.17	20.9	3	197	0.434	0.1815	0.4	0.236	31.4
C117	636465	5209202	Brown	Silty	10-20 cm	B-Horizon	Dry	Shallow dipping slope	4.6	0.0003	0.017	1.83	4.31	<2	59.9	0.63	0.213	0.05	0.078	25.3
B124	643082	5217936	Brown	Sand	20-30 cm	B-Horizon	Dry		5.1	0.0001	0.06	3.23	4.21	-2	44.7	0.501	0.1205	0.12	0.112	27.8
C098	637047	5208830	Brown	Sand	10-20 cm	B-Horizon	Dry	Shallow dipping slopenear a river	4.8	0.0005	0.043	2.13	5.41	<2	58	1.665	0.236	0.07	0.079	43.9
C356	637427	5211406	Brown	Clay	20-30 cm	B-Horizon	Damp	Rocky Sample	4.4	0.0002	0.043	0.68	1.32	-2	16.1	0.21	0.1385	0.03	0.045	25.8
C426	638177	5211931	Brown	Clay	30-40 cm	B-Horizon	Damp		4.6	0.0003	0.042	0.68	1.52	<2	19.65	0.203	0.145	0.04	0.05	22.5
C063	636240	5208805	Brown,Red	Sand	20-30 cm	B-Horizon	Dry	Coniferoous forest	4.1	-0.0001	0.012	1.21	2.03	-2	37.6	0.523	0.463	0.01	0.076	26.2
B091	642294	5217744	Brown	Sand	30-40 cm	B-Horizon	Dry		5	0.0014	0.049	3.15	4.26	-2	31.7	0.864	0.1225	0.06	0.106	31.4
B093	642576	5217641	Brown	Sand	30-40 cm	B-Horizon	Damp		4.4	0.0004	0.07	2.61	6.51	2	47.6	0.681	0.1305	0.08	0.124	41.1
C652	638152	5214494	Brown	Sand	20-30 cm	B-Horizon	Dry		4.8	0.0005	0.155	3.66	3.93	2	58.6	0.568	0.113	0.24	0.2	12.9
C330	636761	5211330	Brown	Clay	20-30 cm	B-Horizon	Damp		4.4	0.0005	0.024	1.08	2.45	-2	27.5	0.355	0.1	0.06	0.038	24
N096	639411	5229311	Brown	Sand	20-30 cm	B-Horizon	Dry		4.9	0.0001	0.103	2.4	7.66	4	73.7	0.426	0.137	0.24	0.202	28.2
B181	642301	5218859	Brown	Sand	30-40 cm	B-Horizon	Very Dry		5	0.0004	0.065	2.72	10.4	2	57.2	0.817	0.1335	0.08	0.161	32.7
B258	642327	5219807	Brown	Sand	30-40 cm	B-Horizon	Damp		5.7	0.0001	0.027	1.95	3.76	<2	54.7	0.489	0.0946	0.35	0.063	77.2
C133	637855	5208856	Brown	Sand	20-30 cm	B-Horizon	Dry		4.7	0.0003	0.037	1.59	3.38	-2	58.1	0.71	0.15	0.12	0.051	51.4
B211	642102	5219410	Brown	Sand	30-40 cm	B-Horizon	Dry	Rocky sample	5.2	0.0004	0.047	2.33	7.11	<2	60.8	0.575	0.1695	0.4	0.101	37.4
C420	637331	5212239	Brown	Sand	20-30 cm	B-Horizon	Dry	Rocky Sample	4.9	0.0006	0.073	4.12	8.67	2	51.2	0.828	0.117	0.08	0.255	25.9
N104	640406	5228640	Brown	Clay	20-30 cm	B-Horizon	Damp		5.1	0.0007	0.112	1.95	13.55	-10	55.6	0.46	0.135	0.26	0.147	30.2
N198	640703	5229887	Brown	Clay	20-30 cm	B-Horizon	Dry	Rocky	4.8	0.0002	0.111	2.94	17	2	53.4	0.69	0.1195	0.02	0.235	40.7
C577	639536	5213033	Brown	Sand	30-40 cm	B-Horizon	Dry		4.4	0.0005	0.115	3.27	3.42	<2	26.9	0.719	0.0995	0.05	0.224	26.2
N163	640514	5229472	Brown	Sand	20-30 cm	B-Horizon	Dry	Rocky sample	4.5	0.0006	0.183	3.45	20.9	-10	74.6	0.89	0.132	0.04	0.243	33.2
B213	642384	5219307	Brown	Sand	20-30 cm	B-Horizon	Dry	Boulders at site	4.6	0.0013	0.084	2.47	6.24	<2	42.4	0.676	0.147	0.08	0.1	35.2
B210	641961	5219461	Brown	Sand	20-30 cm	B-Horizon	Dry		4.7	0.0002	0.164	3.21	5.34	-10	55.9	0.73	0.1745	0.14	0.172	26.4
N138	640471	5229139	Brown	Clay,Gravely	20-30 cm	B-Horizon	Dry	Very Rocky soil	4.7	-0.0001	0.127	4.07	17.6	3	60.4	0.679	0.1385	0.19	0.293	20.2
B012	642005	5216731	Brown	Sand	20-30 cm	B-Horizon	Dry		4.9	0.0007	0.154	3.48	7.24	<2	50.4	0.94	0.141	0.16	0.192	36.5
B187	642141	5219077	Brown	Clay	30-40 cm	B-Horizon	Damp		4.9	0.0007	0.059	2.36	4.45	-2	49.4	0.574	0.096	0.08	0.104	30.9

Appendix 1. Description, localization and analytical data for the soil samples collected during the 2024 exploration campaign conducted by GeoExplore Survey on the Riley Brook property.

Sample_no.	Easting	Northing	Color	Texture	Depth (cm)	Horizon A	Soil_Moisture	Notes	pH	Au (g/t)	Ag (ppm)	Al (wt. %)	As (ppm)	B	Ba	Be	Bi	Ca (wt. %)	Cd (ppm)	Ce
C381	638234	5211432	Brown	Clay	10-20 cm	B-Horizon	Dry		4.7	0.0007	0.136	3.55	4.74	2	73	1.04	0.1295	0.05	0.2	50.3
C054	636683	5208485	Brown	Clay	30-40 cm	B-Horizon	Damp		4.7	0.0002	0.094	4.25	4.14	-10	91	1.39	0.187	0.05	0.141	19.8
N152	640617	5229222	Brown	Sand	30-40 cm	B-Horizon	Very Dry		4.9	0.0002	0.036	3.25	8.94	2	49.1	0.607	0.0822	0.02	0.183	24.4
C541	638458	5213107	Brown	Clay	40-50 cm	B-Horizon	Dry	Moved 15m from roadside	4.7	0.0006	0.086	3.9	4.34	2	43.8	0.837	0.127	0.06	0.153	30
C233	637439	5210125	Brown	Sand	30-40 cm	B-Horizon	Dry		4.8	0.0007	0.06	3.25	4	<2	55	0.727	0.1405	0.04	0.147	24.3
N099	639784	5229059	Brown	Clay	30-40 cm	B-Horizon	Damp		5.3	0.0001	0.094	2.83	8.54	2	87.4	0.513	0.0868	0.24	0.329	27.3
C020	637144	5207997	Brown	Silty	20-30 cm	B-Horizon	Very Dry		4.9	0.0004	0.098	3.49	6.19	2	64.7	0.656	0.1385	0.16	0.181	14.5
B249	643597	5219346	Brown	Sand	20-30 cm	B-Horizon	Dry	Shallow dipping slope avec marecage a coter	5	0.0004	0.064	3.95	7.62	2	42.1	0.951	0.0932	0.1	0.121	52.9
C046	637810	5208074	Brown	Sand	20-30 cm	B-Horizon	Dry		5	0.0003	0.215	2.71	4.61	2	51.5	1.265	0.222	0.08	0.106	29.7
B053	642354	5217247	Brown	Sand	20-30 cm	B-Horizon	Dry	Shallow dipping slope, rocky	4.7	0.0003	0.141	1.85	5.48	-2	27.7	0.346	0.1405	0.08	0.108	28.8
C015	637727	5207626	Brown,Orange	Silty	40-50 cm	B-Horizon	Very Dry		4.8	0.0002	0.028	2.24	2.99	<2	49.9	0.964	0.267	0.02	0.051	21.5
C167	638080	5209253	Brown	Sand	30-40 cm	B-Horizon	Dry		4.5	0.0001	0.094	2.92	2.83	2	46.1	0.589	0.1325	0.07	0.17	20.8
C234	637298	5210176	Brown	Clay	30-40 cm	B-Horizon	Damp		4.6	0.0018	0.111	2.45	5.14	2	46.6	0.771	0.1355	0.03	0.143	29.2
N011	639859	5227561	Brown	Sand	20-30 cm	B-Horizon	Dry	Shallow dipping slope	4.7	0.0003	0.287	1.96	32.6	-2	51.5	0.44	0.1575	0.04	0.3	24.7
N123	639831	5229394	Brown	Sand	20-30 cm	B-Horizon	Dry		5.2	0.0002	0.048	2.49	19.85	-2	226	1.475	0.132	0.2	0.18	58.5
N200	640952	5229719	Brown	Clay	30-40 cm	B-C Transition	Wet	Rocky	5.4	-0.0001	0.096	2.7	19.2	2	96.8	1.075	0.222	0.59	0.327	32.3
B003	641461	5216770	Brown	Sand	10-20 cm	B-Horizon	Dry		4.7	0.0002	0.355	4.27	5	-10	58.5	0.82	0.183	0.11	0.212	21.6
B081	641890	5217731	Brown	Clay	40-50 cm	B-Horizon	Dry		4.9	0.0006	0.219	2.39	4.09	2	50.9	0.491	0.1845	0.09	0.159	38.7
C164	638099	5209086	Brown	Sand	30-40 cm	B-Horizon	Very Dry		4.8	<0.0001	0.148	3.01	3.87	2	63.2	0.796	0.161	0.14	0.147	21.2
N137	640595	5229055	Brown,Orange	Silty	20-30 cm	B-Horizon	Very Dry	Very Rocky soil	4.3	0.0001	0.208	2	10.2	-2	49	0.265	0.1525	0.08	0.207	28.2
C296	637222	5210842	Brown	Clay	10-20 cm	B-Horizon	Damp	Near a swamp	4.2	<0.0001	0.033	1.86	5.28	2	70.9	0.866	0.146	0.17	0.067	12.75
C635	639741	5213597	Brown	Clay	20-30 cm	B-Horizon	Damp		4.6	0.0002	0.065	2.61	4.25	<2	27.3	0.565	0.19	0.03	0.052	31.6
B275-A	643557	5219679	Brown	Sand	20-30 cm	B-Horizon	Dry	Duplicate sample	4.9	0.0013	0.074	4.67	6.51	-10	35.9	0.97	0.1075	0.1	0.186	38.4
B263	642589	5219871	Brown	Clay	20-30 cm	B-Horizon	Damp		4.4	0.0008	0.149	2.1	5.11	<2	99.1	0.57	0.249	0.03	0.162	67.2
N102	640157	5228808	Brown	Clay	20-30 cm	B-Horizon	Damp		4.9	-0.0002	0.073	1.93	22.2	-10	173	0.6	0.163	0.28	0.177	38.8
N218	640385	5230472	Brown	Sand	10-20 cm	B-Horizon	Damp	Near a swamp	5.1	0.0006	0.074	2.54	12.75	-2	130	0.649	0.1675	0.22	0.123	39.8
C179	636388	5209879	Brown	Sand	20-30 cm	B-Horizon	Dry	A cote d'une ancienne route	4.8	0.0003	0.032	1.63	4.87	<2	38.3	0.827	0.1315	0.03	0.088	22.1
C108	637734	5208739	Brown	Sand	10-20 cm	B-Horizon	Dry	Shallow dipping slope	5.4	0.0003	0.024	1.62	6.13	<2	292	0.801	0.211	0.31	0.072	61.3
C309	637904	5210725	Brown	Sand,Silty	10-20 cm	B-Horizon	Damp		4.5	-0.0002	0.032	1.94	2.37	-10	40.5	0.38	0.1795	0.06	0.07	23.6
B190	642564	5218923	Brown,Grey	Clay	20-30 cm	B-Horizon	Dry	Rocky	4.5	0.0003	0.103	0.88	5.6	-2	60.2	0.625	0.253	0.11	0.126	48.8
B013	641864	5216783	Brown	Sand	30-40 cm	B-Horizon	Dry		4.7	0.0002	0.065	2.83	4.91	-10	59.6	0.68	0.173	0.15	0.205	25.7
C018	637426	5207895	Brown	Sand	20-30 cm	B-Horizon	Dry		4.9	0.0003	0.012	2.18	3.21	<2	55.3	1.195	0.159	0.03	0.069	27.1
B288	642692	5220153	Brown	Clay	50-60 cm	B-Horizon	Dry	Rocky soil	4.6	0.0003	0.058	2.14	5.51	-10	117	0.7	0.159	0.06	0.126	53.9
N165	640265	5229639	Brown	Sand,Clay	30-40 cm	B-Horizon	Damp		4.6	-0.0001	0.115	2.98	11.7	3	74.9	0.674	0.133	0.08	0.153	30.7
C243	636860	5210486	Brown	Sand	10-20 cm	B-Horizon	Dry	Near a logging road with youn conifer	4.3	-0.0002	0.02	1.3	4.19	-10	26.2	0.88	0.1225	0.03	0.071	22.7
C026	636298	5208305	Red	Clay	20-30 cm	B-Horizon	Damp		4.3	<0.0001	0.01	1.06	0.31	2	31.5	0.565	0.191	0.02	0.027	17
C644	638876	5214071	Brown	Clay	20-30 cm	B-Horizon	Damp	Clear cut edge	4.7	0.0005	0.006	1.81	5.8	<2	30.2	0.61	0.1035	0.06	0.05	35.8
C057	636260	5208638	Brown	Sand	30-40 cm	B-Horizon	Dry		4.4	0.0003	0.031	2.29	3.94	-2	43.2	0.669	0.229	0.02	0.114	19.9
C334	637305	5211291	Brown	Sand	20-30 cm	B-Horizon	Dry		4.9	0.0002	0.098	0.92	1.52	-2	17.6	0.358	0.197	0.03	0.091	20.1
C223	638163	5209702	Brown	Sand	40-50 cm	B-Horizon	Dry		4.4	0.0006	0.104	3.2	4.16	<2	29	0.483	0.1425	0.06	0.13	16.25
B052	642493	5217193	Brown,Orange	Clay	30-40 cm	B-Horizon	Dry		4.7	0.0002	0.135	3.12	5.47	-10	33	0.49	0.139	0.08	0.187	17.05
C255	638548	5209881	Brown	Sand	30-40 cm	B-Horizon	Dry		5.2	0.0002	0.062	2.98	4.97	-10	58.4	0.69	0.1445	0.31	0.092	38.7
B295	643679	5219794	Brown	Sand	20-30 cm	B-Horizon	Dry		4.6	0.0025	0.374	2.92	10.85	-10	62.2	0.74	0.242	0.06	0.295	36.9
B049	642653	5216975	Brown	Clay	20-30 cm	B-Horizon	Damp		5	0.0017	0.118	2.98	22.3	-2	42.4	0.576	0.0795	0.08	0.164	31.7
N178	641033	5229303	Brown	Sand	20-30 cm	B-Horizon	Dry	Rocky sample	4.5	0.0003	0.165	2.41	11.55	2	52.2	0.537	0.1715	0.07	0.377	24.5
N053	639573	5228478	Brown	Sand	30-40 cm	B-Horizon	Very Dry		5	0.0002	0.082	4.06	16.15	2	76.9	0.737	0.118	0.09	0.304	18.85
C398	638198	5211597	Brown	Clay	10-20 cm	B-Horizon	Damp	Moved 20m off road	5.1	0.0002	0.059	1.74	2.52	<2	37.4	0.626	0.1405	0.08	0.074	30.4
B090	642153	5217795	Brown	Clay	30-40 cm	B-Horizon	Damp		5.1	0.0008	0.049	3.87	4.11	2	33.2	0.76	0.114	0.07	0.172	25.7
B108	641709	5218116	Brown	Sand	20-30 cm	B-Horizon	Dry		4.7	0.0001	0.112	4.37	6.54	2	52.7	0.749	0.1375	0.04	0.199	29.9
C585	638812	5213456	Brown	Clay	20-30 cm	B-Horizon	Damp	Stream near site	4.4	0.0007	0.102	3.29	3.65	<2	30.3	0.785	0.172	0.05	0.093	43.4
C440-B	0	0						Blank	5	0.0002	0.06	4.82	4.3	2	42.8	0.986	0.1315	0.32	0.19	19
C578	639676	5212982	Brown	Sand	30-40 cm	B-Horizon	Dry		4.6	0.0008	0.103	4.73	4.07	2	63.8	1.465	0.1565	0.05	0.296	48.1
C475	637555	5212636	Brown	Sand	20-30 cm	B-Horizon	Dry	small rocks	4.7	0.0003	0.155	3.57	4.2	2	64.1	0.692	0.127	0.09	0.407	18.6

Appendix 1. Description, localization and analytical data for the soil samples collected during the 2024 exploration campaign conducted by GeoExplore Survey on the Riley Brook property.

Sample_no.	Easting	Northing	Color	Texture	Depth (cm)	Horizon A	Soil_Moisture	Notes	pH	Au (g/t)	Ag (ppm)	Al (wt. %)	As (ppm)	B	Ba	Be	Bi	Ca (wt. %)	Cd (ppm)	Ce
C162	637817	5209189	Brown	Sand	30-40 cm	B-Horizon	Dry		4.9	0.0001	0.093	3.49	2.84	2	60.8	0.763	0.132	0.12	0.173	20.5
N173	640411	5229722	Brown	Sand	30-40 cm	B-Horizon	Dry	Rocky sample	4.5	0.0004	0.108	2.01	11.55	2	50.6	0.474	0.1425	0.03	0.152	25.2
B205	642544	5219089	Grey	Sand	20-30 cm	B-Horizon	Dry	Very Rocky sample Boulders at site	4.4	-0.0002	0.054	0.88	6.22	-10	25.2	0.37	0.254	0.07	0.189	34.3
N046	639054	5228647	Brown	Clay	30-40 cm	B-Horizon	Damp		4.9	0.0004	0.073	2.83	21.1	2	71.7	0.698	0.0856	0.04	0.267	30.1
B158	641916	5218678	Brown	Sand	20-30 cm	B-Horizon	Dry	Shallow dipping slope	4.9	0.0002	0.089	3.35	5.94	-10	48.6	0.57	0.0944	0.06	0.228	31.3
C052	636965	5208382	Brown	Sand	20-30 cm	B-Horizon	Dry	Boulders at site	4.6	0.0005	0.037	2.46	3.35	3	40.2	0.853	0.206	0.03	0.071	25.3
B031	642249	5216962	Brown	Clay	30-40 cm	B-Horizon	Dry		4.9	0.0005	0.032	3.36	5.16	<2	41.7	0.721	0.1265	0.1	0.115	30.8
C344	638709	5210788	Brown	Sand	10-20 cm	B-Horizon	Dry		4.5	0.0007	0.06	2.68	3.18	2	40.7	0.414	0.143	0.11	0.127	22.7
C195	638343	5209317	Brown	Sand	20-30 cm	B-Horizon	Dry		4.6	0.0006	0.102	2.46	3.26	2	42.8	0.52	0.167	0.02	0.092	22.5
N160	640887	5229220	Brown	Sand	30-40 cm	B-Horizon	Dry	Rocky sample	5.1	0.0003	0.047	2.28	8.51	2	44.2	0.589	0.1025	0.03	0.138	38.8
C589	638248	5213661	Brown	Clay	20-30 cm	B-Horizon	Damp		4.4	0.0003	0.021	3.2	3.81	<2	28.3	0.416	0.1075	0.08	0.105	22.1
B248	643736	5219293	Brown	Sand	10-20 cm	B-Horizon	Dry		4.8	-0.0001	0.056	2.33	3	-2	20.8	0.413	0.127	0.13	0.105	22.5
	0	0							4.6	0.0004	0.059	4.02	6.43	-2	57.9	0.843	0.1415	0.02	0.142	26.2
C014	637586	5207677	Brown	Sand	30-40 cm	B-Horizon	Dry		4.8	0.0002	0.055	3.04	2.7	<2	60.6	0.982	0.168	0.02	0.078	20.8
B105	642134	5217964	Brown	Sand	10-20 cm	B-Horizon	Dry	Shallow dipping slope, rocky	4.7	0.0004	0.121	3.91	4.09	2	19.25	1.485	0.156	0.03	0.196	32.7
C360	636863	5211611	Brown	Sand	20-30 cm	B-Horizon	Dry		5	0.001	0.142	4	4.68	2	57.2	0.868	0.0969	0.17	0.246	24.5
B159	641776	5218721	Brown	Sand	20-30 cm	B-Horizon	Dry	Near a river	5.5	0.0003	0.049	2.47	4.77	2	42.8	0.561	0.0932	0.24	0.099	35.6
C327	637183	5211176	Brown	Clay	10-20 cm	B-Horizon	Damp	Very Rocky	NSS	0.0004	0.615	4.17	6.78	2	42.5	0.813	0.217	0.1	0.203	16.65
C308	637767	5210802	Brown	Sand	10-20 cm	B-Horizon	Dry	Decideous forest near a road	4.7	0.0006	0.088	2.33	3.58	-10	34.1	0.78	0.16	0.03	0.096	31.6
C354	637709	5211304	Brown	Clay	30-40 cm	B-Horizon	Damp		5	0.0015	0.021	1.06	1.56	<2	44.6	0.455	0.118	0.15	0.066	24.5
C642	639158	5213969	Brown	Sand	20-30 cm	B-Horizon	Dry	Boulders near site	4.3	0.0027	0.091	1.98	5.14	<2	38.5	0.457	0.247	0.04	0.147	23.2
C588	638389	5213610	Brown	Clay	20-30 cm	B-Horizon	Damp		4.4	0.0007	0.055	2.24	2.92	2	21.8	0.309	0.107	0.23	0.118	15.5
B282	642570	5220038	Brown	Clay	30-40 cm	B-Horizon	Dry		4.8	0.0003	0.041	2.26	4.34	<2	64.1	0.587	0.163	0.03	0.08	42
C036	636561	5208369	Brown	Sand	30-40 cm	B-Horizon	Dry		4.3	-0.0002	0.02	0.85	1.58	-10	38	0.38	0.185	0.08	0.047	21.3
C355	637568	5211355	Brown	Clay	20-30 cm	B-Horizon	Damp		4.6	0.0003	0.045	0.65	1.48	<2	22.9	0.268	0.12	0.06	0.054	24.2
C332	637023	5211394	Brown	Sand	20-30 cm	B-Horizon	Dry		4.9	0.0007	0.083	2.74	2.99	2	46.5	0.673	0.0956	0.07	0.111	28.4
N220	640622	5230303	Brown	Sand	10-20 cm	B-Horizon	Dry	Shallow dipping slope	4.5	0.0002	0.179	3.55	10.15	2	105	0.764	0.1055	0.03	0.355	42.5
B267	643153	5219666	Brown	Clay	30-40 cm	B-Horizon	Damp	Cobblestones at site	4.9	0.0001	0.087	2.26	4.67	-2	19.55	0.616	0.114	0.09	0.084	34
C570	638549	5213392	Brown,Orange	Silty	20-30 cm	B-Horizon	Dry		4.5	0.0003	0.129	3.14	2.62	2	48.2	0.527	0.1155	0.11	0.121	19.65
C629	638895	5213905	Brown	Sand	20-30 cm	B-Horizon	Dry		4.7	0.0002	0.076	1.93	4.14	<2	24.5	0.504	0.1445	0.17	0.073	26.5
B092	642435	5217692	Brown	Clay	30-40 cm	B-Horizon	Damp		5.1	0.0008	0.074	3.33	6.18	2	39.9	0.782	0.0917	0.07	0.19	27
C322	637888	5210908	Brown	Sand,Silty	10-20 cm	B-Horizon	Dry		4.6	0.0002	0.02	1.99	2.22	<2	31.3	0.5	0.1485	0.04	0.035	21.4
B109	641577	5218164	Brown	Sand	20-30 cm	B-Horizon	Dry	Shallow dipping slope	4.8	0.0003	0.136	2.99	4.28	-2	45.2	0.638	0.103	0.06	0.144	26.4
C549	639574	5212700	Brown	Clay	20-30 cm	B-Horizon	Dry		4.8	0.0001	0.111	3.67	9.04	2	54.9	0.634	0.111	0.14	0.21	25.9
C333	637164	5211342	Brown	Sand	20-30 cm	B-Horizon	Dry		4.9	0.0005	0.044	1.74	2.55	-2	34.4	0.473	0.123	0.06	0.064	25.9
N197	640579	5229971	Brown	Clay	20-30 cm	B-Horizon	Wet	Rocky	5.2	0.0001	0.538	3.99	32.2	4	103.5	1.055	0.1335	0.24	0.319	31.7
B224	643493	5219063	Brown	Sand	10-20 cm	B-Horizon	Dry	Shallow dipping slope	5.1	0.0005	0.022	3.08	5.77	2	32.5	0.603	0.0948	0.1	0.108	33.1
N175	640660	5229554	Brown	Sand	30-40 cm	B-Horizon	Dry		4.7	0.0002	0.053	3.05	16.8	2	64.5	0.773	0.115	0.02	0.181	29.2
C610	639478	5213533	Brown	Sand	20-30 cm	B-Horizon	Dry		4.7	0.0009	0.1	3.43	4.25	<2	32.4	1.135	0.1485	0.05	0.2	34.1
C537	637882	5213316	Brown	Sand	20-30 cm	B-Horizon	Dry		4.9	0.0004	0.069	3.12	3.24	<2	37.7	0.619	0.107	0.07	0.109	27.8
C632	639318	5213751	Brown	Sand	20-30 cm	B-Horizon	Dry	Boulders at site Hill top Rocky sample	4.4	0.0003	0.065	1.95	3.82	<2	21.4	0.465	0.33	0.01	0.174	16.8
C251	637984	5210086	Brown	Sand	30-40 cm	B-Horizon	Dry		4.8	-0.0002	0.082	3.01	4.97	-10	47.5	0.54	0.136	0.04	0.149	26
C042	637407	5208061	Brown	Sand	30-40 cm	B-Horizon	Dry		4.5	0.0001	0.029	1.71	2.67	<2	34.7	0.64	0.1645	0.04	0.082	30.1
B146	643204	5218051	Brown	Clay	20-30 cm	B-Horizon	Damp		4.4	0.002	0.076	2.72	3.84	-2	44.9	0.472	0.1105	0.08	0.16	28.6
N045	639178	5228563	Brown	Clay	30-40 cm	B-Horizon	Damp		5.1	0.0003	0.108	3.07	19.75	3	126	0.678	0.1005	0.1	0.318	30.9
C673	638978	5214353	Brown	Sand	20-30 cm	B-Horizon	Damp		4.5	0.0004	0.053	3.19	3.5	2	36.9	0.571	0.1015	0.27	0.136	17.25
N216	640352	5230304	Brown	Sand	20-30 cm	B-Horizon	Dry	Shallow dipping slope	4.5	0.0002	0.186	2.15	11.75	2	89	0.422	0.1745	0.07	0.139	40.5
N157	641260	5228968	Brown	Sand,Clay	30-40 cm	B-Horizon	Damp	Rocky sample	4.9	0.0004	0.047	3.01	11.1	-2	37	0.704	0.109	0.04	0.141	30
C264	637401	5210458	Brown	Sand	30-40 cm	B-Horizon	Dry		5	0.0003	0.014	1.01	2.99	<2	35.8	1.62	0.104	0.09	0.053	38.9
N188	640682	5229721	Brown	Clay,Sand	20-30 cm	B-Horizon	Dry		4.8	0.0005	0.162	3.18	11.15	-2	80.8	0.552	0.127	0.06	0.314	27.2
C290	638067	5210532	Brown	Sand	10-20 cm	B-Horizon	Dry		4.5	0.0008	0.042	2.73	3.28	-2	39.5	0.786	0.142	0.04	0.067	32.9
N187	640806	5229637	Brown	Clay	30-40 cm	B-Horizon	Damp		4.8	0.0008	0.098	3.98	9.27	2	70.4	0.796	0.1505	0.05	0.388	32
C559	638286	5213328	Brown	Sand	20-30 cm	B-Horizon	Dry		4.9	0.0001	0.06	3.99	3.31	2	40.5	0.602	0.0845	0.1	0.119	17.85

Appendix 1. Description, localization and analytical data for the soil samples collected during the 2024 exploration campaign conducted by GeoExplore Survey on the Riley Brook property.

Sample_no.	Easting	Northing	Color	Texture	Depth (cm)	Horizon A	Soil_Moisture	Notes	pH	Au (g/t)	Ag (ppm)	Al (wt. %)	As (ppm)	B	Ba	Be	Bi	Ca (wt. %)	Cd (ppm)	Ce
N194	640206	5230222	Brown	Clay	30-40 cm	B-Horizon	Damp	Rocky	5.5	0.0005	0.111	1.73	14.7	-2	436	1.04	0.145	0.28	0.138	62.6
C284	638509	5210214	Brown	Sand	30-40 cm	B-Horizon	Dry		4.5	0.0002	0.065	2.82	4.08	2	45.1	0.67	0.144	0.07	0.11	31.4
C297	637081	5210894	Brown	Sand	10-20 cm	B-Horizon	Dry	Shallow dipping slope, swampy terrane	4.4	0.0001	0.013	0.84	1.87	<2	22.1	0.428	0.165	0.02	0.022	7.86
C252	638125	5210035	Brown	Clay	30-40 cm	B-Horizon	Damp		5.3	-0.0002	0.013	1.4	2.37	-10	35	0.4	0.129	0.18	0.04	35
C651	638011	5214546	Brown	Clay	20-30 cm	B-Horizon	Dry		4.4	0.0001	0.079	1.56	1.12	<2	34.1	0.252	0.133	0.02	0.047	14.05
C268	636838	5210643	Brown	Sand,Silty	10-20 cm	B-Horizon	Dry	near a road	4.7	0.0008	0.039	1.32	3.54	<2	48.2	0.654	0.153	0.04	0.099	25.4
B269	643435	5219563	Orange	Clay	30-40 cm	B-Horizon	Dry		5	0.0005	0.1	1.95	4.81	-2	23.7	0.578	0.1345	0.08	0.073	40.5
C654	638434	5214392	Brown	Clay	20-30 cm	B-Horizon	Dry		4.9	0.0003	0.083	3.21	3.79	2	49.3	0.744	0.107	0.06	0.086	25.3
N129	640573	5228889	Brown,Orange	Sand	30-40 cm	B-Horizon	Dry		5.2	0.0006	0.05	2.39	8.09	-2	32.9	0.566	0.0917	0.02	0.087	32.4
B183	642019	5218961	Brown	Clay	20-30 cm	B-Horizon	Wet		5.4	0.0003	0.017	1.93	3.53	-2	43.6	0.391	0.0955	0.19	0.071	27.9
C248	637561	5210240	Brown	Sand	30-40 cm	B-Horizon	Dry		4.8	-0.0002	0.122	2.54	2.9	-10	47.7	0.75	0.1275	0.03	0.074	29.5
N004	638988	5228148	Brown	Sand	10-20 cm	B-Horizon	Dry	Shallow dipping slope	5.1	0.0007	0.089	3.6	13.75	-2	90.5	1.05	0.1175	0.09	0.333	36.2
C244	636995	5210439	Brown	Sand,Silty	10-20 cm	B-Horizon	Damp	Coniferous forest	4.7	0.001	0.006	0.85	2.49	<2	58	0.35	0.1605	0.07	0.027	28.1
B167	642744	5218538	Brown	Sand	10-20 cm	B-Horizon	Dry	Shallow dipping slope	5.9	<0.0001	0.065	2.54	9.1	2	52	0.765	0.0858	0.48	0.184	43.5
C020-A	637144	5207997	Brown	Silty	20-31 cm	B-Horizon	Very Dry	Duplicate	4.7	0.0006	0.104	3.4	6.3	2	66.6	0.619	0.1355	0.15	0.179	14.3
C129	637292	5209061	Grey	Clay,Gravely	30-40 cm	B-Horizon	Damp		5.1	0.0002	0.009	1.01	2.46	-2	73.3	1.49	0.1625	0.21	0.035	24.7
C299	636799	5210996	Brown	Sand	10-20 cm	B-Horizon	Dry		4.8	0.0016	0.026	0.72	14.1	<2	55.4	0.357	0.1245	0.12	0.054	25.1
C214	636895	5210163	Brown	Sand	20-30 cm	B-Horizon	Damp		4.4	0.0008	0.069	2.06	4.67	<2	60.2	0.572	0.137	0.06	0.08	28.5
B061	641346	5217770	Brown	Sand,Clay	30-40 cm	B-Horizon	Damp		4.9	0.0005	0.042	3.62	5.15	2	31	0.75	0.0651	0.27	0.128	45.9
C369	638113	5211316	Brown	Sand	30-40 cm	B-Horizon	Dry		4.6	0.0006	0.182	2.04	2.38	<2	45.8	0.404	0.1405	0.08	0.184	21.2
C599	638651	5213674	Brown	Sand	30-40 cm	B-Horizon	Dry		4.2	0.0002	0.047	0.79	2.06	<2	30.7	0.176	0.1175	0.15	0.056	23.4
B238	642487	5219589	Brown	Sand	20-30 cm	B-Horizon	Dry		4.8	0.0006	0.078	3.13	5.28	-2	53.2	0.979	0.1375	0.04	0.153	37.1
B082	641749	5217782	Orange	Clay	30-40 cm	B-Horizon	Damp		4.9	0.0006	0.101	4.04	4.37	2	36.3	0.577	0.121	0.08	0.097	19.95
C316	638723	5210608	Brown	Clay,Sand	20-30 cm	B-Horizon	Dry	Near a stream	4.7	0.0002	0.035	2.36	12.5	<2	68.8	0.435	0.1275	0.19	0.111	27.7
C203	637337	5209843	Brown	Sand	30-40 cm	B-Horizon	Dry		4.1	0.0012	0.029	1.67	3.29	2	21.4	0.418	0.188	0.01	0.099	25.9
B041	641525	5217385	Brown	Clay	30-40 cm	B-Horizon	Damp		5.1	0.0002	0.036	3.52	5.44	-10	47.9	0.62	0.0877	0.14	0.092	29.7
C603	639215	5213469	Brown	Sand	20-30 cm	B-Horizon	Dry	Boulders at site	4.7	0.001	0.073	4.54	3.65	<2	24.2	0.949	0.153	0.04	0.206	38.3
B221	643512	5218897	Brown	Sand	30-40 cm	B-Horizon	Wet		4.9	0.0002	0.061	3.16	6.48	-10	32	0.6	0.0937	0.13	0.119	38.8
N026	639032	5228481	Brown	Sand	20-30 cm	B-Horizon	Dry		5	0.0001	0.235	2.87	14.1	2	102	0.542	0.0911	0.05	0.483	25.6
C637	639863	5213712	Orange	Sand	20-30 cm	B-Horizon	Dry		4.3	0.0003	0.134	2.16	8.12	<2	56.1	0.498	0.163	0.02	0.073	48.2
N033	639903	5227894	Brown	Sand	30-40 cm	B-Horizon	Dry		4.8	0.0003	0.093	2.64	8.97	-2	40.7	0.583	0.103	0.02	0.13	28.9
B007	642025	5216565	Brown	Sand	20-30 cm	B-Horizon	Dry	Shallow dipping slope, rocky	5.3	0.0003	0.154	2.71	6.8	-10	39.1	0.65	0.15	0.2	0.114	34
C621	637928	5214097	Brown	Sand	20-30 cm	B-Horizon	Dry	Rocky	4.2	0.0003	0.092	1.87	1.88	2	49.5	0.277	0.1265	0.22	0.201	10.2
C639	639581	5213815	Brown	Sand	20-30 cm	B-Horizon	Dry		4.8	0.0005	0.077	4.38	2.98	<2	45.8	1.62	0.141	0.03	0.33	44.1
B223	643634	5219012	Brown	Sand	20-30 cm	B-Horizon	Dry	Shallow dipping slope	4.8	0.0001	0.063	2.66	5.62	2	54.6	0.522	0.1385	0.12	0.149	30.3
N128	640449	5228973	Brown	Sand	10-20 cm	B-Horizon	Very Dry		4.8	0.0006	0.114	2.54	13.1	2	103.5	0.47	0.1655	0.1	0.208	32.5
C630	639036	5213853	Brown	Clay	20-30 cm	B-Horizon	Dry	Samples was took between strip cuts	4.9	0.0006	0.044	3.29	4.53	<2	34.1	0.839	0.1075	0.05	0.125	57.5
C544	638858	5212942	Brown	Sand	30-40 cm	B-Horizon	Dry	Moved 20m, Ricky ground	4.6	0.0008	0.054	3.48	2.59	<2	39.3	1	0.133	0.06	0.493	27.3
C650	638030	5214379	Brown	Sand	20-30 cm	B-Horizon	Dry		4.5	0.0004	0.06	3.91	4.81	2	38.8	0.537	0.0899	0.07	0.125	26.3
N003	638866	5228232	Brown	Sand	10-20 cm	B-Horizon	Dry	Shallow dipping slope, near a valley	5.5	0.0003	0.106	1.46	17.65	-2	112	0.573	0.0919	0.14	0.165	30.5
C213	636754	5210215	Brown	Sand	20-30 cm	B-Horizon	Damp		4.6	0.0004	0.197	2.69	6.25	3	115	0.626	0.15	0.09	0.13	28.2
C550	639555	5212867	Brown	Silty	20-30 cm	B-Horizon	Dry		4.7	<0.0001	0.164	3.63	5.53	2	38	0.654	0.124	0.14	0.352	14.25
N113	640303	5228890	Brown	Sand	20-30 cm	B-Horizon	Dry		5.1	0.0004	0.059	3.72	13.95	2	76.5	0.808	0.1395	0.06	0.113	35.1
B022	641563	5217052	Brown	Sand	10-20 cm	B-Horizon	Dry		4.6	0.0007	0.391	3.11	4.74	<2	71.7	0.604	0.186	0.09	0.195	26.7
C534	637620	5213252	Brown	Clay	30-40 cm	B-Horizon	Dry	Rocky.	4.5	0.0005	0.129	2.9	1.98	<2	38.5	0.247	0.0987	0.37	0.152	9.37
C134	637996	5208805	Brown	Clay	20-30 cm	B-Horizon	Damp		5.2	0.0005	0.017	1.41	6.52	-2	67.1	0.864	0.136	0.17	0.08	47.5
B276	643416	5219730	Brown	Clay	30-40 cm	B-Horizon	Damp		5	-0.0002	0.041	1.18	4.12	-10	18	0.61	0.112	0.15	0.075	32.1
C155	636830	5209548	Brown	Sand	30-40 cm	B-Horizon	Dry	Hillside close to brook	4.6	0.0003	0.016	0.65	1.78	2	46.9	0.354	0.19	0.07	0.038	16.8
C606	639638	5213315	Brown	Sand	20-30 cm	B-Horizon	Dry		4.7	0.0006	0.071	5.48	3.71	2	51.1	1.22	0.129	0.05	0.26	33.6
B219	643230	5218999	Orange	Clay	30-40 cm	B-Horizon	Wet		4.9	0.0002	0.053	3.31	5.23	-10	39.3	0.47	0.109	0.09	0.125	25.3
C532	637882	5213159	Brown	Clay	30-40 cm	B-Horizon	Dry	Moved 20m due to swamp.	4.7	0.0005	0.098	4.8	4.19	2	37.7	0.851	0.0682	0.08	0.141	21.4
B099	642983	5217649	Brown	Sand	20-30 cm	B-Horizon	Dry		4.9	0.0001	0.067	2.71	5.04	-2	30	0.502	0.0935	0.09	0.114	32.8
C538	638023	5213264	Brown	Clay	30-40 cm	B-Horizon	Dry		4.8	0.0006	0.088	3.45	3.27	2	39.3	0.68	0.0888	0.08	0.09	26.2
N054	639697	5228394	Brown	Clay,Gravely	30-40 cm	B-Horizon	Damp		5.2	0.0001	0.072	4.18	14.5	2	95.7	0.663	0.0995	0.14	0.195	23.4

Appendix 1. Description, localization and analytical data for the soil samples collected during the 2024 exploration campaign conducted by GeoExplore Survey on the Riley Brook property.

Sample_no.	Easting	Northing	Color	Texture	Depth (cm)	Horizon A	Soil_Moisture	Notes	pH	Au (g/t)	Ag (ppm)	Al (wt. %)	As (ppm)	B	Ba	Be	Bi	Ca (wt. %)	Cd (ppm)	Ce
B237	642346	5219640	Brown	Sand	20-30 cm	B-Horizon	Dry		4.8	0.0003	0.085	2.41	5.78	2	30.3	0.548	0.0936	0.08	0.1	31.3
C345	638860	5210721	Brown,Orange	Sand	10-20 cm	B-Horizon	Dry	Coniferous forest	4.8	0.0006	0.041	2.35	2.34	2	56.1	0.519	0.141	0.14	0.167	27.6
C111	637311	5208891	Brown,Grey,Red	Sand,Silty	30-40 cm	B-C Transition	Dry	Zone UN peu marecageux et de Roche	4.2	<0.0001	0.006	1.3	3.8	<2	55.7	0.958	0.242	0.04	0.016	12.95
C543	638728	5213008	Brown	Clay	20-30 cm	B-Horizon	Dry		4.7	0.0044	0.061	3.88	3.18	2	53	1.335	0.0902	0.06	0.308	31.6
C224	638304	5209650	Brown	Sand	20-30 cm	B-Horizon	Dry		4.2	0.0018	0.01	0.95	2.06	<2	27.7	0.436	0.1745	0.03	0.022	22.3
B272	643858	5219409	Brown	Sand	20-30 cm	B-Horizon	Dry		5	0.0006	0.09	4.56	5.59	2	48.9	0.729	0.0892	0.12	0.204	26.5
C099	637189	5208777	Brown	Silty	20-30 cm	B-Horizon	Dry	Shallow dipping slope, rocky	6	0.0002	0.013	1.75	2.7	<2	94.4	2.02	0.1315	0.25	0.062	46.3
C107	637875	5208687	Brown	Sand	10-20 cm	B-Horizon	Dry	Shallow dipping slope	4.9	0.0002	0.028	2.55	4.57	<2	53.7	0.683	0.1435	0.05	0.11	27.8
N229	641744	5229552	Brown	Sand	10-20 cm	B-Horizon	Dry		4.8	0.0002	0.063	4.28	6.4	2	53	0.564	0.0628	0.11	0.246	17.15
C295	637363	5210791	Brown	Sand	10-20 cm	B-Horizon	Dry	Shallow dipping slope,	4.7	0.0014	0.064	1.42	2.94	<2	38.2	0.552	0.1595	0.03	0.089	24.5
C114	636888	5209047	Brown	Sand,Silty	20-30 cm	B-Horizon	Damp,Dry	Near swamps	4.6	0.0002	0.023	1.41	4.67	<2	54.1	0.551	0.1575	0.02	0.061	21.1
C182	636515	5209951	Brown	Sand,Silty	20-30 cm	B-Horizon	Damp,Dry	Near a road	4.4	0.0007	0.022	0.94	3.76	<2	28.9	0.492	0.1215	0.03	0.064	19.2
B057	641788	5217449	Brown	Sand	10-20 cm	B-Horizon	Dry	Shallow dipping slope near a river	4.7	0.0004	0.071	3.05	4.1	-2	49.3	0.677	0.128	0.1	0.142	26.9
C027	636157	5208357	Orange	Sand	30-40 cm	B-Horizon	Dry		4.9	0.0008	0.005	2.27	2.47	2	37.3	0.629	0.159	0.01	0.055	22.7
B046	642230	5217129	Brown	Clay	30-40 cm	B-Horizon	Dry		4.8	-0.0002	0.126	2.94	5.05	-10	48.2	0.58	0.17	0.12	0.139	22.6
B056	641925	5217303	Brown	Sand	20-30 cm	B-Horizon	Dry	Shallow dipping slope, rocky	4.4	0.0003	0.106	2.23	4.83	2	47	0.565	0.162	0.09	0.091	32.4
B133	641814	5218397	Brown	Sand	20-30 cm	B-Horizon	Dry		4.6	0.0001	0.068	2.33	5.75	2	41.1	0.676	0.0901	0.09	0.191	50.1
C594	637947	5213931	Brown	Sand	30-40 cm	B-Horizon	Dry		4.6	0.0008	0.139	3.4	2.61	2	28.9	0.435	0.0867	0.16	0.157	13.45
C016	637708	5207792	Brown	Clay	30-40 cm	B-Horizon	Dry	Boulders	5.1	0.0006	0.061	2.79	2.21	<2	59.8	0.794	0.182	0.03	0.151	23.2
C556	638709	5213174	Brown	Sand	10-20 cm	B-Horizon			4.6	0.0007	0.066	2.63	3.19	2	37.6	0.969	0.24	0.03	0.306	20.8
N153	640729	5229139	Orange	Clay,Gravely	30-40 cm	B-Horizon	Dry	Moved 10m out of clearcut. Rocky soil	4.7	0.0002	0.109	3.56	9.54	2	36.4	0.496	0.1245	0.04	0.179	21.7
C393	637510	5211855	Brown	Clay	20-30 cm	B-Horizon	Damp	Rocky sample	4.7	0.0003	0.121	2.5	2.18	2	39.1	0.416	0.119	0.13	0.161	17.5
C286	638640	5210333	Brown	Silty	30-40 cm	B-Horizon	Dry	Near a swampy zone	6	0.0006	0.003	1.52	3.21	-2	58.6	0.626	0.102	0.19	0.022	48.2
B027	642268	5216795	Brown	Sand	20-30 cm	B-Horizon	Dry		4.9	0.0006	0.191	3.82	7.47	<2	57.9	0.601	0.1315	0.16	0.133	22.6
C229	638003	5209919	Brown	Sand	30-40 cm	B-Horizon	Dry		4.8	0.0002	0.017	0.78	2.67	-10	33.5	0.35	0.1715	0.09	0.045	34.9
B095	642858	5217539	Brown	Clay	20-30 cm	B-Horizon	Damp		4.6	0.0005	0.03	2.92	5.01	2	33.1	0.528	0.1225	0.1	0.125	27.5
C139	637695	5209074	Brown	Clay	30-40 cm	B-Horizon	Dry		4.8	0.0001	0.04	1.66	3.14	2	37.2	0.681	0.158	0.06	0.069	18.1
B032	642108	5217013	Brown,Orange	Silty	20-30 cm	B-Horizon	Very Dry		4.6	0.0003	0.115	2.94	3.74	<2	67.6	0.505	0.123	0.1	0.237	21.7
C576	639395	5213084	Brown	Sand	20-30 cm	B-Horizon	Dry		4.8	0.0009	0.137	4.1	2.81	3	48.7	1.395	0.174	0.07	0.38	30.6
C615	638773	5213789	Brown	Sand	20-30 cm	B-Horizon	Dry	Rocky sample	4.5	0.0005	0.189	4.16	4.1	2	33.9	0.899	0.144	0.1	0.137	16.4
C172	637375	5209510	Brown	Sand	30-40 cm	B-Horizon	Dry		4.8	0.0003	0.021	1.56	2.97	2	19.95	0.344	0.187	0.03	0.068	16.4
C565	637844	5213649	Brown	Clay	20-30 cm	B-Horizon	Dry		4.5	0.0003	0.095	2.29	2.77	<2	61.7	0.414	0.138	0.08	0.281	11.1
C616	638632	5213841	Orange	Sand	20-30 cm	B-Horizon	Very Dry		4.8	0.0012	0.074	5.16	4.16	2	42.6	0.711	0.0871	0.13	0.246	23
B287	642540	5220207	Brown	Clay	30-40 cm	B-Horizon	Dry	Moved 15m off of road, downhill	5.3	0.0001	0.067	3.39	4.07	3	73.2	0.672	0.0928	0.59	0.119	27.7
B228	642929	5219269	Brown	Clay	30-40 cm	B-Horizon	Wet		5.1	0.0004	0.288	4.94	11.05	-10	25.5	1.5	0.0874	0.14	0.169	43
N092	639638	5228977	Brown,Orange	Sand	10-20 cm	B-Horizon	Very Dry		5	0.0001	0.061	2.88	8.08	2	83.1	0.391	0.0832	0.17	0.489	17.7
C145	636850	5209382	Brown	Sand	30-40 cm	B-Horizon	Dry		4.7	<0.0001	0.016	0.66	1.7	<2	39.2	0.278	0.186	0.08	0.028	13.05
B127	642659	5218090	Brown	Sand	20-30 cm	B-Horizon	Dry		4.9	-0.0001	0.108	3.38	4.87	2	42.9	0.795	0.0872	0.1	0.155	25
B096	642999	5217487	Brown	Clay	30-40 cm	B-Horizon	Damp		4.7	0.0003	0.072	2.49	5.41	2	38.9	0.56	0.161	0.11	0.091	25.8
N177	640909	5229386	Brown	Sand	30-40 cm	B-Horizon	Dry	Rocky sample	4.5	0.0003	0.124	2.85	10.1	2	75.9	0.629	0.1395	0.07	0.594	27.2
C661	639420	5214033	Brown	Sand	20-30 cm	B-C Transition	Dry	Very rocky area	NSS	0.0003	0.226	2.37	3.03	2	48	1.08	0.31	0.03	0.344	27.2
B122	643249	5217723	Brown	Sand	10-20 cm	B-Horizon	Dry	near a swamp	5	0.0004	0.191	3.95	5.02	-2	38.3	0.659	0.129	0.05	0.16	20.4
C674	638837	5214405	Brown	Clay	20-30 cm	B-Horizon	Dry		4.8	0.0005	0.119	4.02	3.34	2	35.9	0.582	0.1305	0.16	0.071	16.05
B028	642409	5216744	Brown	Sand	20-30 cm	B-Horizon	Dry		5.1	0.0006	0.077	4.09	7.48	2	47.8	0.684	0.0943	0.22	0.134	30.6
B250	643454	5219395	Brown	Sand	10-20 cm	B-Horizon	Dry	Shallow dipping slope, rocky	5	0.0001	0.062	3.85	6.39	2	33.7	0.801	0.0933	0.12	0.122	31.5
N089	640011	5228725	Orange,Grey	Sand	20-30 cm	B-Horizon	Dry		4.3	0.0003	0.032	1.69	7.34	-2	29.6	0.235	0.1235	0.02	0.154	33.9
N207	641475	5229551	Brown	Sand	10-20 cm	B-Horizon	Dry	Shallow dipping slope	4.6	0.0003	0.09	3.08	12.15	-2	44.3	0.825	0.131	0.01	0.18	35.6
C326	637324	5211124	Brown	Sand	20-30 cm	B-Horizon	Dry		4.5	0.0001	0.024	0.44	1.21	-2	43.6	0.792	0.1085	0.06	0.074	18.6
C280	637946	5210419	Brown	Sand	30-40 cm	B-Horizon	Dry		NSS	0.0004	0.012	1.27	3.14	-2	33.5	0.36	0.1595	0.03	0.031	36.1
C165	638240	5209035	Brown	Sand	30-40 cm	B-Horizon	Very Dry		4.7	<0.0001	0.173	4.29	3.82	2	117	0.873	0.144	0.11	0.189	16.6
C236	637017	5210279	Brown	Clay	30-40 cm	B-Horizon	Damp		4.6	0.0002	0.133	2.25	5.61	<2	131	0.571	0.1435	0.07	0.267	26.3

Appendix 1. Description, localization and analytical data for the soil samples collected during the 2024 exploration campaign conducted by GeoExplore Survey on the Riley Brook property.

Sample_no.	Easting	Northing	Color	Texture	Depth (cm)	Horizon A	Soil_Moisture	Notes	pH	Au (g/t)	Ag (ppm)	Al (wt. %)	As (ppm)	B	Ba	Be	Bi	Ca (wt. %)	Cd (ppm)	Ce
N221	640750	5230220	Brown	Sand	10-20 cm	B-Horizon	Dry		4.7	0.0006	0.066	3.75	20.9	2	130.5	1.3	0.2	0.03	0.231	54.5
N141	640104	5229375	Brown	Sand,Gravely	20-30 cm	B-Horizon	Very Dry	Moved 20m out of cutting road	4.6	0.0002	0.285	3.51	10.9	2	63.8	0.82	0.14	0.04	0.145	34.4
C602	639074	5213520	Brown	Sand	20-30 cm	B-Horizon	Dry	Rocky sample	4.6	0.0008	0.123	5.73	3.53	2	34.1	1.375	0.1675	0.04	0.466	38.9
C269	636693	5210706	Brown	Sand	10-20 cm	B-Horizon	Dry	Shallow dipping slope in decideous forest	4.9	0.0024	0.091	3.41	2.75	<2	39.2	0.859	0.1325	0.03	0.176	21.7
C647	638453	5214225	Brown	Sand	20-30 cm	B-Horizon	Very Dry		4.8	0.0002	0.199	5.02	3.53	-10	38.6	1.14	0.0914	0.21	0.262	22.8
B074	642877	5217372	Brown,Grey	Clay	30-40 cm	B-Horizon	Wet		5	0.0006	0.059	3.95	2.86	2	42.2	0.529	0.106	0.16	0.119	15.1
B202	642967	5218935	Brown	Clay	30-40 cm	B-Horizon	Wet		4.8	0.0003	0.091	3.63	5.2	-10	63.3	0.78	0.1425	0.07	0.279	27.7
C613	639055	5213687	Brown	Sand	20-30 cm	C-Horizon	Dry	Boulder at site	4.7	0.0005	0.047	3.53	4.43	2	57.6	0.82	0.143	0.08	0.209	37.2
C607	639779	5213264	Brown	Sand	20-30 cm	B-Horizon	Dry		4.9	0.0004	0.098	3.31	3.3	2	58.5	0.552	0.1035	0.11	0.451	28.2
B155	642340	5218513	Brown	Sand	20-30 cm	B-Horizon	Dry	Rocky	4.9	0.0001	0.128	4.4	6.65	<2	37.5	0.764	0.137	0.08	0.099	27.7
C579	639657	5213148	Brown	Sand	30-40 cm	B-Horizon	Dry		4.8	0.0005	0.129	3.2	2.8	3	39.8	0.596	0.158	0.04	0.239	18.3
B059	641506	5217552	Brown	Sand	30-40 cm	B-Horizon	Dry		4.8	0.0005	0.048	3.07	4.25	-2	30.6	0.428	0.0809	0.06	0.091	16.6
N124	639953	5229308	Brown	Sand	20-30 cm	B-Horizon	Dry		5.8	0.0002	0.101	1.89	5.83	-2	109.5	0.504	0.1035	0.26	0.098	42.3
C546	639151	5212854	Brown	Sand	20-30 cm	B-Horizon	Dry		5	0.0008	0.053	4.41	4.93	2	61.7	1.105	0.0947	0.1	0.266	41.3
C552	639273	5212969	Brown	Sand	30-40 cm	B-Horizon	Dry		4.6	0.0002	0.067	4.56	3.63	2	42.3	0.709	0.0896	0.09	0.21	24.7
B177	642865	5218653	Brown	Sand	30-40 cm	B-Horizon	Damp		4.9	0.0003	0.122	3.11	5.85	2	38.4	0.725	0.118	0.08	0.14	25.9
B037	641403	5217270	Brown	Clay	20-30 cm	B-Horizon	Dry		4.7	0.0002	0.074	2.73	5.16	<2	74.2	0.577	0.1155	0.38	0.191	33
C535	637601	5213418	Brown	Sand	20-30 cm	B-Horizon	Dry		4.6	0.0005	0.12	4.33	3.14	2	42.9	0.696	0.112	0.16	0.221	13.55
C154	636690	5209599	Brown	Clay	20-30 cm	B-Horizon	Dry	Rocky sample	4.6	0.0004	0.046	1.64	2.33	-2	52.6	0.487	0.153	0.02	0.126	19.7
B033	641967	5217065	Grey	Silty	30-40 cm	C-Horizon	Very Dry	Steep climb	3.9	0.0004	0.014	0.13	0.81	<2	6.38	0.047	0.158	0.03	0.019	11.5
C551	639414	5212918	Brown	Sand	20-30 cm	B-Horizon	Dry		4.6	0.0002	0.049	4.65	3.37	2	34.5	0.662	0.0972	0.05	0.196	25.3
C119	636183	5209305	Brown,Red	Clay	20-30 cm	B-Horizon	Damp		5.1	0.0001	0.008	0.81	1.38	2	106	0.592	0.1735	0.14	0.044	26.4
B163	642179	5218742	Brown	Sand	20-30 cm	B-Horizon	Dry	Near an old road	5	0.0004	0.083	2.66	6.66	2	38	0.557	0.0975	0.1	0.103	39.7
C113	637029	5208995	Brown	Sand	30-40 cm	B-Horizon	Damp		4.7	0.0004	0.005	1.14	2.88	<2	33.8	0.61	0.161	0.03	0.024	30.1
C596	638229	5213828	Brown	Sand	30-40 cm	B-Horizon	Dry		4.6	0.0006	0.069	3.5	4.62	2	26.4	0.462	0.0856	0.14	0.122	19.7
B014	641724	5216834	Brown	Sand	30-40 cm	B-Horizon	Dry		5.1	-0.0002	0.038	4.16	5.35	-10	76	0.78	0.116	0.18	0.127	31.8
B252	643173	5219496	Brown	Sand	10-20 cm	B-Horizon	Dry	Shallow dipping slope, rocky	5.2	-0.0001	0.064	1.93	4.54	-2	51.8	0.769	0.118	0.21	0.074	38.7
C067	636805	5208600	Brown	Clay	30-40 cm	B-Horizon	Damp	Bouldery	4.4	0.0004	0.006	1.32	2.12	<2	29.3	0.482	0.149	0.04	0.041	28.1
N050	639200	5228730	Brown	Clay	30-40 cm	B-Horizon	Damp		5.1	0.0002	0.082	2.92	13.2	3	79.3	0.531	0.1075	0.11	0.203	16.95
C314	638612	5210400	Brown	Sand	10-20 cm	B-Horizon	Dry		5	0.0007	0.019	2.88	4.12	2	59.2	0.751	0.0941	0.14	0.089	37.4
C432	639023	5211624	Brown	Clay	30-40 cm	B-Horizon	Damp		4.9	0.0004	0.04	3.19	2.55	<2	32.2	0.56	0.0969	0.02	0.155	26
B131	642096	5218295	Brown	Sand	20-30 cm	B-Horizon	Dry	Rocky sample	4.7	0.0001	0.097	4.47	2.77	2	36.4	1.355	0.1715	0.05	0.367	31.6
N147	639975	5229646	Brown	Clay	30-40 cm	B-Horizon	Dry	Moved 20m off road	4.8	0.0001	0.128	1.48	6.52	-2	249	0.391	0.127	0.17	0.122	36.1
B186	642000	5219128	Brown	Clay	30-40 cm	B-Horizon	Damp		5	0.0003	0.026	2.47	2.08	-2	37.7	0.417	0.106	0.12	0.115	23.7
C041	637266	5208113	Brown	Clay	30-40 cm	B-Horizon	Damp		5.6	0.0005	0.03	1.86	6.64	2	75.9	1.005	0.103	0.13	0.037	60
C553	639132	5213020	Brown	Clay	10-20 cm	B-Horizon	Dry	Rocky.	4.8	<0.0001	0.137	6.11	2.89	3	44.3	1.745	0.1255	0.05	0.794	34.6
N122	639706	5229469	Brown	Sand	20-30 cm	B-Horizon	Dry	Near an old road	5	0.0001	0.305	2.47	11.4	2	107.5	0.65	0.101	0.07	0.22	28.9
B097	643140	5217436	Brown	Clay	30-40 cm	B-Horizon	Damp		4.9	0.0005	0.06	2.85	6.16	2	33.8	0.61	0.0989	0.1	0.099	29.8
N119	639557	5229394	Brown	Clay	20-30 cm	B-Horizon	Damp		5.7	0.0006	0.286	3.91	30.7	3	165	0.928	0.123	0.49	0.277	69.7
C554	638991	5213072	Brown	Clay	10-20 cm	B-Horizon	Dry		4.8	0.0005	0.045	4.02	3.22	2	59	0.878	0.1215	0.05	0.878	33.3
C138	637836	5209022	Brown	Sand	30-40 cm	B-Horizon	Dry		5	0.0001	0.033	3.14	2.86	2	73.8	0.863	0.109	0.16	0.08	21.3
N016	639633	5227892	Brown	Sand	10-20 cm	B-Horizon	Dry	Near a road	5.3	0.0005	0.037	2.5	9.93	2	50.1	0.742	0.0931	0.1	0.161	52.6
C083	636926	5208713	Brown	Sand	10-20 cm	B-Horizon	Dry	Shallow dipping slope	5.1	0.0002	0.227	3.71	7.15	2	83.3	0.843	0.1485	0.05	0.16	23.5
C592	637825	5213815	Brown	Sand	20-30 cm	B-Horizon	Dry		5	0.0009	0.182	3.79	3.49	2	42.6	0.689	0.0942	0.1	0.163	17.95
N062	640216	5228225	Brown	Sand	10-20 cm	B-Horizon	Dry	Shallow dipping slope	4.8	0.0004	0.089	2.41	10.95	-2	43.9	0.447	0.106	0.02	0.117	26.5
B117	642530	5217974	Brown	Sand	20-30 cm	B-Horizon	Damp,Dry	Near an old road	4.7	0.0021	0.068	2.88	3.37	-2	26.7	0.505	0.1105	0.05	0.096	18.55
N031	639654	5228061	Brown	Sand	30-40 cm	B-Horizon	Dry		4.9	-0.0001	0.068	2.48	8.8	-2	47	0.514	0.0838	0.13	0.116	22.5
B051	642634	5217141	Brown,Orange	Clay	20-30 cm	B-Horizon	Dry		5.1	-0.0002	0.067	3.79	5.93	-10	64.7	0.61	0.0963	0.11	0.205	24.2
C555	638850	5213123	Brown	Sand	10-20 cm	B-Horizon	Dry	Cobbles at surface.	4.8	<0.0001	0.072	4.13	4.79	2	44	0.81	0.106	0.06	0.451	23.8
N021	639011	5228315	Brown	Sand	20-30 cm	B-Horizon	Dry		4.8	0.0001	0.135	2.7	16.25	2	104.5	0.635	0.0899	0.05	0.323	29
N148	640119	5229557	Brown	Clay,Gravely	20-30 cm	B-Horizon	Dry	Rocky soil	4.7	0.0001	0.224	3.36	9.83	3	102	0.687	0.1155	0.09	0.253	30.2
C670	639401	5214199	Brown	Sand	20-30 cm	B-Horizon	Dry	Boulders at site	4.7	0.0001	0.081	2.36	2.03	<2	29.4	0.696	0.1545	0.04	0.209	27.1
C131	637574	5208958	Brown	Sand	20-30 cm	B-Horizon	Dry		4.6	0.0002	0.05	1.81	2.26	2	50.6	0.686	0.1565	0.04	0.132	25.4
N112	640427	5228806	Orange	Sand	30-40 cm	B-Horizon	Dry		4.9	0.0003	0.132	3.51	10.55	-2	81.9	0.79	0.117	0.05	0.151	29.1
C168	637939	5209304	Brown	Sand	30-40 cm	B-Horizon	Very Dry		4.9	0.0002	0.049	2.88	3.04	2	57.6	0.907	0.1265	0.05	0.146	26.5
C677	638415	5214558	Brown	Clay	20-30 cm	B-Horizon	Dry		4.9	0.0004	0.219	3.52	3.46	-10	36.6	0.4	0.1085	0.36	0.124	17.3
C023	636721	5208151	Brown	Clay	30-40 cm	B-Horizon	Damp		4.9	0.0008	0.027	2.66	1.5	2	86.2	0.721	0.156	0.07	0.106	27.6
C231	637721	5210022	Brown	Sand	30-40 cm	B-Horizon	Dry		4.8	0.0002	0.052	3.99	5.71	-10	54.3	1.01	0.1365	0.03	0.266	27

Appendix 1. Description, localization and analytical data for the soil samples collected during the 2024 exploration campaign conducted by GeoExplore Survey on the Riley Brook property.

Sample_no.	Easting	Northing	Color	Texture	Depth (cm)	Horizon A	Soil_Moisture	Notes	pH	Au (g/t)	Ag (ppm)	Al (wt. %)	As (ppm)	B	Ba	Be	Bi	Ca (wt. %)	Cd (ppm)	Ce
C623	638049	5214213	Brown	Sand	20-30 cm	B-Horizon	Dry		5	0.0003	0.075	3.8	4.16	2	51.6	0.693	0.105	0.05	0.246	24.1
B176	643006	5218602	Brown	Sand	20-30 cm	B-Horizon	Dry		5	-0.0001	0.139	4.97	4.95	3	37.1	0.7	0.109	0.12	0.235	17.05
B008	642166	5216514	Brown	Sand	20-30 cm	B-Horizon	Dry	Rocky sector	5.1	-0.0002	0.144	3.83	6.15	-10	35.8	0.73	0.0844	0.14	0.129	29.4
N186	640930	5229553	Brown	Sand	20-30 cm	B-Horizon	Dry		4.4	0.0002	0.06	1.94	6.01	-2	29.2	0.308	0.104	0.02	0.095	28.8
N044	639303	5228479	Brown	Sand	20-30 cm	B-Horizon	Dry		4.7	0.0002	0.085	3.26	15.6	2	77.4	0.478	0.0818	0.14	0.158	32
C617	638491	5213892	Brown	Clay	10-20 cm	B-Horizon	Dry		4.7	0.0008	0.14	4.92	4.52	3	42.8	0.597	0.0951	0.46	0.239	13.45
C405	639042	5211457	Brown	Clay	30-40 cm	B-Horizon	Damp		5	0.0004	0.055	1.26	2.1	<2	28.4	0.357	0.1085	0.03	0.036	29.9
B017	641301	5216988	Brown	Sand	30-40 cm	B-Horizon	Very Dry		4.5	-0.0002	0.147	2.16	4.26	-10	59.8	0.39	0.1395	0.13	0.185	30.3
C183	636651	5209933	Brown	Clay	20-30 cm	B-Horizon	Damp		4.5	0.0003	0.015	1.04	1.8	-2	67.2	0.446	0.145	0.08	0.021	28.1
C433	639163	5211572	Brown	Sand	30-40 cm	B-Horizon	Damp		4.4	0.0002	0.072	1.72	2.25	<2	30.7	0.347	0.118	0.02	0.085	26.8
B029	642531	5216859	Brown	Sand	20-30 cm	B-Horizon	Dry		5.1	0.0002	0.114	2.98	12.15	-10	35.3	0.52	0.0961	0.09	0.101	24.1
C386	637530	5211688	Grey	Clay	10-20 cm	B-Horizon	Damp		4.3	0.0002	0.035	0.54	1.1	<2	14.8	0.18	0.1025	0.04	0.044	32.6
C115	636747	5209098	Brown	Sand	20-30 cm	B-Horizon	Dry		4.6	0.0001	0.036	1.9	2.75	<2	46.7	0.599	0.141	0.02	0.08	25.1
B125-A	642941	5217987	Brown	Sand,Clay	30-40 cm	B-Horizon	Damp	Duplicate Sample	5	0.0002	0.029	3.84	5.13	-2	33.5	0.631	0.0876	0.08	0.115	33.6
B148	643319	5218168	Brown	Sand	10-20 cm	B-Horizon	Dry		4.9	-0.0001	0.07	2.63	4.71	-2	52.4	0.542	0.093	0.09	0.147	33.2
C058	636119	5208690	Brown	Sand	30-40 cm	B-Horizon	Dry		4.5	0.0002	0.046	1.34	2.69	-2	58.7	0.339	0.178	0.04	0.073	27.6
C346	638836	5210893	Brown	Clay	30-40 cm	B-Horizon	Dry		5	0.0017	0.044	1.74	2.5	<2	47.8	0.798	0.132	0.08	0.063	40.8
C238	636735	5210381	Brown	Clay	10-20 cm	B-Horizon	Damp	Rocky	3.9	0.0002	0.014	0.16	1.6	2	11.9	0.236	0.1045	0.02	0.025	10.3
N047	638930	5228731	Brown	Sand,Clay	30-40 cm	B-Horizon	Damp		4.7	0.0004	0.146	2.58	8.61	-2	116.5	0.728	0.1095	0.02	0.158	28.3
N227	641493	5229714	Brown	Sand	10-20 cm	B-Horizon	Dry		4.9	0.0003	0.05	2.9	7	-2	69.4	0.642	0.0866	0.02	0.249	28.7
C649	638171	5214328	Brown	Sand	20-30 cm	B-Horizon	Dry		4.7	0.0006	0.074	3.51	3.29	3	54.3	0.572	0.112	0.07	0.158	24.8
N014	639881	5227726	Brown	Sand	10-20 cm	B-Horizon	Damp	Shallow dipping slope	4.5	0.0003	0.128	2.08	7.32	-2	22.6	0.238	0.1115	0.01	0.089	33.4
N226	641368	5229899	Brown	Sand	20-30 cm	B-Horizon	Dry		4.6	0.0003	0.086	2.17	5.08	-2	34.4	0.351	0.137	0.01	0.219	24
B075-A	642736	5217423	Brown	Sand	10-20 cm	B-Horizon	Damp	Duplicate sample	4.8	0.0004	0.037	3.67	9.5	2	36.7	0.929	0.0865	0.3	0.153	26.6
C643	639017	5214020	Brown	Sand	20-30 cm	B-Horizon	Dry		4.6	0.0003	0.101	3.27	4.48	<2	41.8	0.744	0.1275	0.07	0.138	25.6
N139	640346	5229223	Brown	Sand,Gravely	20-30 cm	B-Horizon	Dry	Very Rocky soil	4.9	0.0003	0.057	3.35	8.66	-2	60.8	0.546	0.102	0.02	0.182	24.4
C564	637703	5213700	Brown	Clay	20-30 cm	B-Horizon	Dry		4.8	0.0004	0.09	4.09	3.96	2	79.2	0.651	0.11	0.12	0.14	33.5
C539	638164	5213213	Brown	Silty	20-30 cm	B-Horizon	Dry		4.8	0.0004	0.09	3.68	2.95	<2	38.5	0.556	0.0897	0.11	0.174	23
C136	638118	5208920	Brown	Sand	30-40 cm	B-Horizon	Dry		5	0.0002	0.055	2.7	3.77	2	58.7	0.773	0.0978	0.13	0.195	26.8
B038	641262	5217321	Brown,Orange	Clay	30-40 cm	B-Horizon	Dry	Moved 15 to better ground	4.8	0.0003	0.099	3.49	11.35	<2	50.6	0.58	0.0901	0.21	0.12	20.7
N120	639433	5229477	Brown	Clay	20-30 cm	B-Horizon	Damp		5.1	0.0003	0.117	3.13	10.4	3	105.5	0.777	0.091	0.09	0.104	33.6
B021	641422	5217103	Brown	Sand	20-30 cm	B-Horizon	Dry		4.8	0.0006	0.107	4.09	5	<2	60.6	0.728	0.1425	0.09	0.117	18.45
C292	637785	5210642	Brown	Sand	10-20 cm	B-Horizon	Dry	Near an old road	4.7	0.0007	0.055	3.1	3.92	-2	56.8	1.02	0.133	0.04	0.195	27.6
B016	641442	5216937	Brown	Sand	30-40 cm	B-Horizon	Dry		4.7	0.0002	0.157	3.54	4.29	-10	46.6	0.61	0.1345	0.07	0.119	27.2
C118	636324	5209254	Brown	Sand	40-50 cm	B-Horizon	Dry		NSS	0.0001	0.018	0.7	1.31	2	26.4	0.221	0.1835	0.05	0.085	17.55
C527	638606	5212892	Brown	Silty	20-30 cm	B-Horizon	Dry		4.5	0.0008	0.07	4.61	3.79	2	49	0.869	0.0803	0.08	0.305	24.2
C256	638529	5210047	Brown	Sand	30-40 cm	B-Horizon	Dry		4.5	0.0003	0.032	2.56	3.32	-2	43.1	0.584	0.0997	0.06	0.122	30.5
C085	636645	5208816	Brown	Sand	10-20 cm	B-Horizon	Dry	Shallow dipping slope	4.8	0.0002	0.037	1.81	3.44	<2	58.9	0.604	0.173	0.04	0.062	25.9
C568	638267	5213495	Grey	Clay	20-30 cm	B-Horizon	Wet		4.7	0.0003	0.009	2.01	1.06	<2	28.6	0.265	0.0802	0.17	0.098	29.5
C545	639010	5212905	Brown	Clay	20-30 cm	B-Horizon	Dry		4.5	0.0003	0.089	2.52	2.46	2	53.1	0.615	0.1365	0.12	0.574	13.75
C584	638953	5213405	Brown	Sand	20-30 cm	B-Horizon	Dry	Rocky sample	4.4	0.0018	0.156	4.76	3.43	3	19.55	1.39	0.247	0.02	0.282	22.4
C197	638169	5209525	Brown	Clay	10-20 cm	B-Horizon	Dry	Moved 15m from road	5.1	0.0002	0.063	3.99	2.76	<2	49.1	0.743	0.1405	0.07	0.131	22.7
N189	640557	5229804	Brown	Clay	30-40 cm	B-Horizon	Damp		4.8	0.001	0.142	3.52	10.7	-2	65.4	0.641	0.1025	0.03	0.241	27
B015	641583	5216885	Orange	Sand	30-40 cm	B-Horizon	Dry		5.2	0.0002	0.079	4.47	5.73	-10	64.2	0.67	0.0945	0.18	0.162	22.8
B019	641141	5217206	Brown	Sand	20-30 cm	B-Horizon	Dry		4.9	0.0003	0.045	2.37	7.69	<2	40.6	0.669	0.0914	0.11	0.15	27.7
N185	641055	5229469	Brown	Clay	30-40 cm	B-Horizon	Damp		5.2	0.0005	0.08	2.06	12.75	2	71.3	0.652	0.1195	0.44	0.183	22.8
B023	641704	5217001	Brown	Sand	10-20 cm	B-Horizon	Dry	Boulders at site	4.5	0.0003	0.092	2.52	3.85	<2	47.1	0.505	0.136	0.06	0.165	24.5
B110	641560	5218334	Brown	Sand,Silty	20-30 cm	B-Horizon	Damp	Near an old road	4.6	0.0003	0.041	2.33	4.43	-2	36	0.404	0.0845	0.07	0.107	27.5
C222	638022	5209753	Brown	Sand	20-30 cm	B-Horizon	Dry		4.5	0.0006	0.088	4.16	4.35	2	59.5	0.905	0.1345	0.08	0.15	18.85
C529	638324	5212995	Brown	Clay	50-60 cm	B-Horizon	Dry		4.9	0.0005	0.073	4.33	3.11	2	45.7	0.685	0.0829	0.12	0.204	21.7
B193	642986	5218769	Brown	Clay	30-40 cm	B-Horizon	Damp		4.6	0.0005	0.032	3.69	6.83	2	40.7	0.627	0.1085	0.06	0.131	25.3
B135	641654	5218615	Brown	Clay	30-40 cm	B-Horizon	Damp		4.7	0.0003	0.12	2.04	3.02	-2	38.7	0.306	0.0965	0.05	0.101	24.5
C583	639093	5213354	Brown	Sand	20-30 cm	B-Horizon	Dry		4.7	0.0007	0.082	5.2	3.34	2	53.9	1.225	0.156	0.06	0.32	40.4
B087	641730	5217949	Brown	Clay	30-40 cm	B-Horizon	Damp		5.2	0.0007	0.117	3.27	3.36	-2	46	0.444	0.112	0.07	0.082	20.4
B206	642403	5219141	Brown	Sand	20-30 cm	B-Horizon	Dry		4.8	0.0004	0.088	1.97	3.91	<2	36.4	0.615	0.117	0.06	0.132	37.4
C343	638575	5210830	Brown,Orange	Sand	10-20 cm	B-Horizon	Dry	Old buldozer zone	4.8	0.0107	0.058	3.29	3.54	2	44.5	0.566	0.1125	0.15	0.159	22.8
B030	642390	5216911	Brown	Clay	20-30 cm	B-Horizon	Dry		5.5	0.0023	0.552	3.26	284	<2	53.5	0.689	0.0825	0.43	0.206	18.3
N075-A	639616	5228811	Brown	Clay	40-50 cm	B-Horizon	Dry	Duplicate	4.9	0.0006	0.135	3.04	15.2	2	98.5	0.656	0.0854	0.14	0.169	25.8
B098	643121	5217601	Brown	Sand	10-20 cm	B-Horizon	Dry	Slightly rocky	4.7	0.0002	0.046	2.89	3.57	-2	33.8	0.489	0.1095	0.06	0.166	23.6
C312	638330	5210598	Brown	Sand	10-20 cm	B-Horizon	Dry	Shallow dipping slope	4.8	0.0004	0.073	2.95	4.87	2	45	0.905	0.0945	0.13	0.108	36

Appendix 1. Description, localization and analytical data for the soil samples collected during the 2024 exploration campaign conducted by GeoExplore Survey on the Riley Brook property.

Sample_no.	Easting	Northing	Color	Texture	Depth (cm)	Horizon A	Soil_Moisture	Notes	pH	Au (g/t)	Ag (ppm)	Al (wt. %)	As (ppm)	B	Ba	Be	Bi	Ca (wt. %)	Cd (ppm)	Ce
B246	643614	5219179	Brown	Sand	20-30 cm	B-Horizon	Dry	Slightly rocky	5.2	0.0002	0.019	2.79	4.6	2	38.2	0.63	0.0855	0.14	0.058	41
C595	638088	5213879	Brown	Clay	30-40 cm	B-Horizon	Dry		4.9	0.0005	0.328	3.41	5.05	3	34.1	0.533	0.0794	0.45	0.239	10.7
C019	637285	5207946	Brown	Clay	10-20 cm	B-Horizon	Damp	Rocky	5	0.0005	0.143	2.01	2.91	<2	59.7	0.625	0.149	0.1	0.195	26
B284	642288	5220140	Brown,Yellow	Clay	40-50 cm	B-Horizon	Damp		4.8	0.0004	0.025	1.94	3.08	-10	44.4	0.56	0.0969	0.04	0.061	30.8
B025-A	641986	5216898	Brown	Sand	20-30 cm	B-Horizon	Dry	Duplicate sample	4.9	0.0007	0.102	3.2	6.56	2	35	0.616	0.119	0.16	0.176	26.4
N015	639749	5227815	Brown	Sand	10-20 cm	B-Horizon	Damp	Shallow dipping slope near ariver	5.3	0.0003	0.103	2.37	8.94	2	70.7	0.352	0.114	0.5	0.115	13.6
B188	642282	5219025	Brown	Clay	40-50 cm	B-Horizon	Damp	Rocky	5	0.0006	0.079	3.29	9.2	-2	87.9	0.941	0.152	0.08	0.197	31
C147	636568	5209484	Brown	Gravely	20-30 cm	B-C Transition	Dry		5.3	0.0002	0.015	0.5	0.97	-2	88.1	0.27	0.178	0.23	0.088	13.75
B047	642371	5217077	Brown	Clay	20-30 cm	B-Horizon	Damp		5.3	0.0003	0.185	5.01	5.68	-10	62	0.78	0.0934	0.22	0.337	17.25
N181	641406	5229051	Brown	Sand	30-40 cm	B-Horizon	Dry		4.9	0.0002	0.043	3.12	7.72	2	44.8	0.65	0.0762	0.05	0.122	26.7
B104	642273	5217917	Brown	Sand	10-20 cm	B-Horizon	Dry	Shallow dipping slope and rocky	4.6	0.0006	0.128	1.98	4.18	2	45.8	0.504	0.1715	0.08	0.197	31.6
N075	639616	5228811	Brown	Clay	40-50 cm	B-Horizon	Dry		4.9	0.0001	0.155	3.03	15.3	2	107.5	0.62	0.0878	0.14	0.179	25.5
N018	639385	5228069	Brown	Sand	10-20 cm	B-Horizon	Dry		5.2	0.0008	0.035	6.13	11.25	2	105	0.708	0.0729	0.11	0.219	22.8
B006	641884	5216616	Brown	Sand	10-20 cm	B-Horizon	Dry	Shallow dipping slope	5	0.0003	0.347	4.03	4.51	-10	50.2	0.73	0.118	0.15	0.189	24.7
B101	642605	5217748	Brown	Sand	20-30 cm	B-Horizon	Dry		5.1	0.1495	0.117	3.45	3.96	2	48.3	0.548	0.0984	0.14	0.244	21.9
B165	642461	5218628	Brown	Sand	10-20 cm	B-Horizon	Dry		4.9	0.0006	0.068	2.55	6.45	<2	56.5	0.588	0.0885	0.09	0.134	34.2
C600	638792	5213623	Brown	Sand	30-40 cm	B-Horizon	Dry		4.3	0.001	0.075	3.53	2.79	<2	29.5	0.575	0.1105	0.09	0.166	19.2
C254	638407	5209932	Brown	Sand	30-40 cm	B-Horizon	Dry		5.1	0.0005	0.021	2.81	4.41	<2	39.6	0.566	0.101	0.11	0.088	31.5
C198	638042	5209586	Brown	Sand	20-30 cm	B-Horizon	Dry	Boulders near site	NSS	0.0004	0.095	3.41	2.29	2	68.4	0.976	0.133	0.06	0.169	22.1
B004	641602	5216719	Brown	Sand	10-20 cm	B-Horizon	Dry	Old road	5	0.0004	0.124	4.61	5.3	-10	56.4	0.74	0.0963	0.12	0.166	25.2
N052	639449	5228562	Brown	Sand	20-30 cm	B-Horizon	Very Dry	Very Rocky soil	4.7	0.0001	0.176	2.41	12.5	2	74.4	0.423	0.0902	0.06	0.223	18.25
C159	637394	5209343	Brown	Clay	20-30 cm	B-Horizon	Dry		4.6	0.0002	0.018	0.88	1.6	<2	53.6	0.61	0.1295	0.07	0.041	27.2
C646	638594	5214174	Brown	Clay	20-30 cm	B-Horizon	Dry		4.6	0.0004	0.13	2.18	2.69	3	46.9	0.34	0.127	0.19	0.122	19.1
N077	639865	5228643	Brown	Sand	20-30 cm	B-Horizon	Dry		4.8	0.0002	0.122	2.42	6.87	2	85.9	0.586	0.0903	0.07	0.31	31.3
N117	639806	5229226	Brown	Clay	30-40 cm	B-Horizon	Damp		5.5	0.0003	0.166	1.63	5.9	2	89.1	0.461	0.09	0.26	0.204	40.7
C065	636523	5208702	Brown	Sand	20-30 cm	B-Horizon	Dry		5.2	0.0005	0.085	2.56	4.15	<2	89.5	0.593	0.1395	0.06	0.075	27.5
B086	641589	5218000	Brown	Clay	30-40 cm	B-Horizon	Damp		5.1	0.0003	0.109	3.07	4.51	2	38.6	0.622	0.078	0.16	0.144	24.7
C270	636554	5210756	Brown	Sand	10-20 cm	B-Horizon	Damp	Near a road	5.1	0.0008	0.007	0.62	4.52	<2	43	0.842	0.101	0.08	0.028	31.6
B161	641897	5218845	Brown	Silty	20-30 cm	B-Horizon	Damp	Swampy ground	5.4	0.0008	0.041	2.09	4.21	<2	57.4	0.416	0.0969	0.32	0.078	32
B162	642038	5218794	Brown	Sand,Silty	20-30 cm	B-Horizon	Damp	Swampy ground near a river	5.9	0.0004	0.012	1.9	3.56	<2	34.7	0.375	0.0772	0.23	0.064	29.5
C153	636549	5209651	Brown	Sand	20-30 cm	B-Horizon	Very Dry		NSS	0.0002	0.011	0.49	1.58	-2	18.35	0.204	0.249	0.02	0.038	14.25
N025-A	638908	5228565	Brown	Sand	20-30 cm	B-Horizon	Dry	Duplicate sample	4.7	0.0002	0.116	1.96	4.95	-2	95.1	0.39	0.1065	0.02	0.191	36.8
B075	642736	5217423	Brown	Sand	20-30 cm	B-Horizon	Damp		4.7	0.0013	0.02	4.36	13.3	3	37.3	1.3	0.0532	0.62	0.129	35.7
B025	641986	5216898	Brown	Sand	20-30 cm	B-Horizon	Dry		4.9	0.0008	0.089	2.85	5.53	<2	40.8	0.562	0.1015	0.14	0.154	25
C593	637806	5213982	Brown	Sand	30-40 cm	B-Horizon	Dry		4.5	0.001	0.796	5.21	3.63	<2	42.4	0.687	0.0762	0.05	0.114	21.4
C347	638696	5210944	Brown,Grey	Sand	30-40 cm	B-Horizon	Dry		5.2	0.001	0.025	1.28	1.94	<2	75.1	0.555	0.1225	0.11	0.045	31.3
C590	638107	5213713	Brown	Clay	20-30 cm	B-Horizon	Damp		4.3	0.0003	0.032	2.62	2.96	<2	22.1	0.337	0.0857	0.07	0.076	24.3
N009	639608	5227729	Brown	Sand	10-20 cm	B-Horizon	Dry	Shallow dipping slope	5.7	0.0003	0.074	3.04	10.55	2	118	0.625	0.1035	0.26	0.175	28.1
C151	636267	5209752	Brown	Sand	10-20 cm	B-Horizon	Dry	Near a road	5.2	0.0009	0.061	2.49	4.3	<2	44	0.6	0.134	0.04	0.094	22.2
B292	643256	5219948	Brown	Sand	20-30 cm	B-Horizon	Dry	Boulders at site	4.9	0.0002	0.274	4.23	6.78	-10	59.9	0.92	0.0983	0.16	0.638	31.5
B184	641878	5219013	Brown	Clay	30-40 cm	B-Horizon	Damp		4.7	0.0003	0.009	2.01	2.38	-2	22.6	0.236	0.0824	0.1	0.055	19.15
C258	638247	5210150	Brown	Sand	30-40 cm	B-Horizon	Dry		4.3	0.0005	0.016	1.92	2.4	-2	57.2	0.673	0.1615	0.03	0.051	39.1
B195	643268	5218666	Brown	Clay	30-40 cm	B-Horizon	Damp		4.8	0.0006	0.066	3.5	4.81	2	34.5	0.7	0.0984	0.1	0.117	23.9
B125	642941	5217987	Brown	Sand,Clay	30-40 cm	B-Horizon	Damp		4.9	0.0001	0.043	2.47	3.11	-2	24.7	0.397	0.123	0.09	0.158	26
N085	640508	5228390	Brown	Silty	30-40 cm	B-Horizon	Very Dry		5.2	0.0002	0.094	3.66	12.4	3	72.6	0.701	0.0946	0.17	0.374	18.15
C675	638697	5214456	Brown	Sand	20-30 cm	B-Horizon	Dry		4.7	0.0005	0.043	3.09	2.78	2	31.6	0.488	0.0761	0.21	0.167	24.6
B085	641448	5218052	Brown	Clay	40-50 cm	B-Horizon	Damp		4.9	0.0003	0.045	1.92	3.38	-2	27.2	0.462	0.0879	0.17	0.098	17
B062	641487	5217718	Brown	Sand	20-30 cm	B-Horizon	Dry		4.9	0.0003	0.064	3.53	3.24	-2	64.8	0.732	0.0954	0.11	0.146	30.5
B166	642603	5218591	Brown	Sand	10-20 cm	B-Horizon	Dry	Shallow dipping slope	4.8	0.0005	0.029	2.64	6.35	2	25.7	0.527	0.0869	0.13	0.078	31
C282	638228	5210317	Brown	Sand	30-40 cm	B-Horizon	Dry		4.3	0.0003	0.06	2.12	2.93	-2	40.9	0.45	0.1305	0.04	0.065	30.7
B296	643820	5219743	Brown	Sand	20-30 cm	B-Horizon	Dry		5	-0.0002	0.132	4.79	5.89	-10	64.6	0.58	0.116	0.15	0.199	25.9
N116	639930	5229142	Brown	Clay	20-30 cm	B-Horizon	Damp		5.8	0.0004	0.014	1.5	5.52	-2	71.4	0.367	0.0751	0.26	0.052	35.5
C660-A	639280	5214084	Brown	Sand		B-Horizon	Dry	Duplicate	4.5	0.0005	0.051	2.7	2.69	-2	23.9	0.332	0.1375	0.03	0.082	19.2
B261	642308	5219974	Brown	Clay	20-30 cm	B-Horizon	Damp		4.5	0.0002	0.088	2.12	2.16	<2	80.7	0.422	0.1265	0.06	0.171	24
C171	637516	5209458	Brown	Sand	30-40 cm	B-Horizon	Dry	Rocky	3.6	<0.0001	0.035	0.31	1.73	<2	11.95	0.196	0.226	0.08	0.072	12.7
B073	643018	5217321	Brown	Sand	20-30 cm	B-Horizon	Damp		5	0.0005	0.067	3.72	7.06	2	42.9	0.612	0.0698	0.14	0.157	21.5
C662	639561	5213981	Brown	Clay	20-30 cm	B-Horizon	Damp	Boulders at site	4.7	0.0006	0.067	4.12	2.49	-2	35.6	1.255	0.183	0.02	0.213	40.3
B111	641692	5218282	Brown	Sand	20-30 cm	B-Horizon	Dry		4.5	-0.0001	0.061	1.23	2.7	-2	63.3	0.209	0.156	0.05	0.111	38.2
C536	637741	5213367	Orange	Sand	20-30 cm	B-Horizon	Dry		4.4	0.0002	0.047	1.63	2.22	<2	17.9	0.228	0.1365	0.03	0.112	20.7

Appendix 1. Description, localization and analytical data for the soil samples collected during the 2024 exploration campaign conducted by GeoExplore Survey on the Riley Brook property.

Sample_no.	Easting	Northing	Color	Texture	Depth (cm)	Horizon A	Soil_Moisture	Notes	pH	Au (g/t)	Ag (ppm)	Al (wt. %)	As (ppm)	B	Ba	Be	Bi	Ca (wt. %)	Cd (ppm)	Ce
B121	643199	5217769	Brown	Sand	20-30 cm	B-Horizon	Dry	Flat zone	5.1	0.0006	0.041	3.15	6.43	2	43.9	0.751	0.0842	0.13	0.199	38
N219	640497	5230387	Brown	Sand	20-30 cm	B-Horizon	Dry	Shallow dipping slope	4.4	0.0001	0.161	2.96	15.15	3	135.5	0.552	0.157	0.09	0.188	24.1
N012	639984	5227483	Brown	Sand	10-20 cm	B-Horizon	Dry	Shallow dipping slope	5.1	0.0005	0.088	4.43	59.1	-2	75.4	0.79	0.088	0.04	0.176	19.7
N154	640845	5229055	Brown	Clay,Gravely	30-40 cm	B-Horizon	Dry	Moved 20m off road. Rocky soil	5	0.0002	0.114	3.49	8.19	-2	90.4	0.695	0.114	0.05	0.188	30.2
B123	643223	5217884	Brown	Clay	30-40 cm	B-Horizon	Damp		5.2	0.0001	0.087	3.25	3.99	-2	37.5	0.697	0.0788	0.11	0.082	32.6
C366	637690	5211470	Brown	Clay	30-40 cm	B-Horizon	Dry		4.2	0.0007	0.022	0.88	1.62	<2	22.7	0.313	0.1095	0.07	0.059	22.4
B144	642922	5218154	Brown	Sand	30-40 cm	B-Horizon	Dry		5	0.0005	0.054	2.77	3.86	-2	37.4	0.554	0.0938	0.09	0.091	26.5
C598	638511	5213725	Brown	Clay	30-40 cm	B-Horizon	Dry		4.6	0.0006	0.021	2.86	3.92	<2	33.8	0.458	0.0695	0.08	0.096	33.8
B197	643550	5218564	Brown	Clay	30-40 cm	B-Horizon	Wet		4.8	0.0005	0.072	3.38	4.72	2	42.6	0.573	0.101	0.08	0.088	25.9
B042	641666	5217334	Brown	Clay	40-50 cm	B-Horizon	Dry		4.8	0.0003	0.051	3.15	5.03	-10	55.1	0.56	0.0872	0.13	0.142	26.5
B220	643371	5218948	Brown	Sand	30-40 cm	B-Horizon	Wet		4.8	0.0002	0.039	3.6	5	-10	31.7	0.5	0.0901	0.12	0.126	26.1
C130	637433	5209010	Red	Gravely	30-40 cm	B-Horizon	Damp		4.4	0.0006	0.014	0.64	1.29	3	34.5	0.459	0.16	0.07	0.031	16.85
N143	639849	5229558	Brown	Clay,Gravely	20-30 cm	B-Horizon	Dry	Very Rocky soil	4.9	0.0003	0.207	3.05	23.1	3	152.5	0.691	0.1525	0.12	0.105	33.3
C678	638274	5214610	Brown	Sand	20-30 cm	B-Horizon	Dry		4.7	0.0008	0.105	4.57	4.41	2	33.7	0.549	0.0896	0.11	0.169	19.75
C193	638061	5209418	Brown	Sand	10-20 cm	B-Horizon	Dry	Shallow dipping rocky slope	5	0.0005	0.062	4.46	2.93	2	60	0.73	0.661	0.13	0.16	13.5
C034	636279	5208472	Brown	Sand	30-40 cm	B-Horizon	Dry	Rocky sample	4.4	0.0002	0.019	0.56	1.48	2	34.7	0.312	0.1855	0.05	0.035	21.1
C166	638221	5209202	Brown	Sand	30-40 cm	B-Horizon	Very Dry		4.7	0.0001	0.133	3.36	3.57	2	66.3	0.671	0.1215	0.08	0.114	22.3
B100	642841	5217702	Brown	Sand	10-20 cm	B-Horizon	Dry	Shallow dipping rocky slope	4.8	0.0007	0.143	4.68	5.72	2	37.1	0.693	0.0764	0.1	0.227	23.4
B035	641685	5217167	Brown	Sand	30-40 cm	B-Horizon	Dry		5.4	0.0001	0.064	3.12	4.46	2	80.8	0.643	0.0822	0.19	0.135	21.3
B286	642410	5220256	Brown,Orange	Clay	40-50 cm	B-Horizon	Very Dry		5.1	0.0001	0.024	1.68	2.15	<2	41.9	0.44	0.0943	0.05	0.058	18.35
C367	637831	5211419	Brown	Clay	30-40 cm	B-Horizon	Dry		4.8	0.0006	0.015	0.86	2.31	<2	41.2	0.274	0.1085	0.12	0.025	26
C611	639337	5213584	Brown	Sand	20-30 cm	B-Horizon	Dry	Taken 15m south from old road	4.7	0.0005	0.034	3.07	3.67	<2	33	0.655	0.0907	0.08	0.212	32.3
N066	639719	5228560	Brown	Silty	20-30 cm	B-Horizon	Very Dry		4.6	0.0048	0.044	2.24	8.77	-2	44.4	0.338	0.0791	0.05	0.13	18.8
N115	640054	5229058	Brown	Clay	20-30 cm	B-Horizon	Damp		4.9	0.0005	0.141	2.76	12.05	-2	75.4	0.857	0.134	0.12	0.192	43.5
B201	643108	5218884	Brown	Clay	30-40 cm	B-Horizon	Wet		5.1	0.0002	0.069	2.81	5.6	-10	39.1	0.66	0.0914	0.14	0.111	29.4
C127	637010	5209164	Brown	Clay	30-40 cm	B-Horizon	Damp		4.5	0.0004	0.012	1.17	1.86	-2	48.2	0.532	0.131	0.06	0.027	33.8
B094	642717	5217590	Brown	Clay	20-30 cm	B-Horizon	Damp		5	0.0005	0.14	4.66	6.2	3	40.3	0.705	0.0846	0.18	0.189	25.1
C409	638478	5211662	Grey	Sand	30-40 cm	B-Horizon	Damp		4.1	0.004	0.019	0.47	1.18	<2	7.72	0.087	0.125	0.01	0.019	34.6
B260	642167	5220025	Brown	Clay	20-30 cm	B-Horizon	Damp		4.8	0.0003	0.104	3.03	5.5	<2	73.7	0.61	0.0961	0.09	0.27	24.5
C318	638438	5210712	Brown,Orange	Sand	10-20 cm	B-Horizon	Dry	Near an old road	5	0.0004	0.108	3.97	4.41	2	67.3	0.698	0.1025	0.17	0.227	22.6
B170	643166	5218374	Brown	Sand	20-30 cm	B-Horizon	Dry	Slightly rocky zone	4.8	0.0006	0.068	2.89	3.49	<2	20.2	0.384	0.0878	0.13	0.096	23
C505	637517	5212970	Brown	Silty	20-30 cm	B-Horizon	Dry		4.5	0.0012	0.157	3.44	3.39	2	37.7	0.636	0.0635	0.24	0.219	19.35
C671	639260	5214251	Brown	Sand	20-30 cm	B-Horizon	Dry		4.8	0.0006	0.119	3.18	2.61	<2	29	0.745	0.1405	0.06	0.218	24.6
N108	640925	5228471	Orange	Sand	20-30 cm	B-Horizon	Dry		5.1	0.0002	0.043	3.81	8.21	2	53.9	0.641	0.0712	0.14	0.154	22.5
B043	641807	5217283	Brown	Clay	20-30 cm	B-Horizon	Dry		4.9	-0.0002	0.084	2.98	4.11	-10	35.4	0.44	0.0899	0.11	0.146	20.3
N118	639681	5229310	Brown	Clay	30-40 cm	B-Horizon	Damp		5.2	0.0004	0.355	3.22	11.1	2	121	0.741	0.1045	0.15	0.13	32.3
C660	639280	5214084	Brown	Sand	20-30 cm	B-Horizon	Dry		4.3	0.0002	0.062	2.29	2.52	-2	21	0.301	0.1495	0.03	0.088	17.85
C157	637112	5209446	Brown	Sand	20-30 cm	B-Horizon	Dry		4.9	<0.0001	0.027	0.86	2.6	<2	28.7	0.553	0.171	0.03	0.041	18.4
C363	637267	5211624	Brown	Sand	10-20 cm	B-Horizon	Dry	Taken near strip cut	4.9	0.0006	0.112	4.34	4.46	2	46.8	0.52	0.0735	0.16	0.183	17.4
B070	642600	5217294	Brown,Orange	Clay	20-30 cm	B-Horizon	Dry	Moved 20m from river	4.7	-0.0002	0.1	3.76	5.02	-10	18.8	0.55	0.0929	0.13	0.102	22.2
C669	639542	5214148	Brown	Clay	20-30 cm	B-Horizon	Damp		4.6	0.0001	0.037	1.58	1.66	<2	23.5	0.189	0.0903	0.08	0.136	23.2
N168	639892	5229891	Brown	Sand	20-30 cm	B-Horizon	Dry		4.8	0.0001	0.087	3.98	11.05	3	97.1	0.717	0.097	0.09	0.178	29
C221	637881	5209804	Brown	Sand	50-60 cm	B-Horizon	Dry		4.4	0.0006	0.026	2.68	3.07	<2	42.9	0.914	0.127	0.03	0.055	34.7
B149	643186	5218215	Brown	Sand	20-30 cm	B-Horizon	Dry		4.9	-0.0001	0.047	2.82	4.19	-2	34.5	0.433	0.101	0.07	0.072	25.5
B010	642287	5216629	Brown	Sand	30-40 cm	B-Horizon	Dry		4.9	0.0216	0.058	4.73	7.78	<2	46.2	0.7	0.0934	0.13	0.127	22.6
B172	643448	5218279	Brown	Sand	20-30 cm	B-Horizon	Dry	Slightly rocky zone	4.9	0.0001	0.046	3.21	3.96	2	35.6	0.516	0.0921	0.11	0.083	22.7
B145	643063	5218102	Brown	Clay	30-40 cm	B-Horizon	Damp		4.8	0.0001	0.089	3.04	4.17	-2	39.8	0.485	0.1085	0.12	0.094	25.1
N100	639908	5228976	Brown	Sand	30-40 cm	B-Horizon	Dry		4.8	0.0002	0.038	3.33	15.9	2	74.1	0.361	0.0837	0.21	0.201	14.25
N172	640287	5229806	Brown	Sand	30-40 cm	B-Horizon	Dry		5	0.0002	0.028	3.46	9.19	2	60	0.714	0.0679	0.1	0.183	28.3
N162	640638	5229388	Brown	Sand	20-30 cm	B-Horizon	Dry	Rocky sample	4.9	0.0001	0.099	3.09	10.9	3	84.1	0.429	0.0781	0.05	0.291	25.9
N074	639492	5228895	Brown	Sand	30-40 cm	B-Horizon	Dry		5.1	-0.0001	0.081	3.15	21.6	3	84.3	0.827	0.0887	0.12	0.147	32
C148	636427	5209535	Brown	Sand	30-40 cm	B-Horizon	Dry		4.2	0.0001	0.005	0.5	1.28	-2	52	0.243	0.1925	0.12	0.075	22.3
B168	642884	5218477	Brown	Sand,Silty	10-20 cm	B-Horizon	Dry	Shallow dipping slope	6	0.0005	0.067	2.49	3.84	2	50	0.615	0.0571	0.32	0.097	44.8
C582	639234	5213302	Brown	Sand	20-30 cm	B-Horizon	Dry		4.4	0.0003	0.043	3.33	3.2	2	41.5	0.637	0.0798	0.08	0.279	30.5
N132	640946	5228637	Brown	Clay	20-30 cm	B-Horizon	Damp		5	0.0004	0.031	2.54	5.78	-2	39	0.46	0.076	0.05	0.135	33
C368	637972	5211368	Brown	Sand	20-30 cm	B-Horizon	Dry		4.2	0.0004	0.023	0.3	1.08	<2	17.75	0.116	0.1115	0.03	0.036	25.8

Appendix 1. Description, localization and analytical data for the soil samples collected during the 2024 exploration campaign conducted by GeoExplore Survey on the Riley Brook property.

Sample_no.	Easting	Northing	Color	Texture	Depth (cm)	Horizon A	Soil_Moisture	Notes	pH	Au (g/t)	Ag (ppm)	Al (wt. %)	As (ppm)	B	Ba	Be	Bi	Ca (wt. %)	Cd (ppm)	Ce
B209	641981	5219295	Grey	Sand,Clay	40-50 cm	B-Horizon	Damp		5.4	0.0003	0.015	1.71	2.33	<2	45.3	0.306	0.0899	0.3	0.066	29.3
B119	642814	5217872	Brown	Sand	20-30 cm	B-Horizon	Dry	Slightly rocky zone	4.9	0.0002	0.064	4.16	4.23	-2	40.1	0.803	0.0893	0.14	0.194	24.1
C533	637761	5213200	Brown,Orange	Clay	20-30 cm	B-Horizon	Dry		4.9	0.0011	0.112	7.42	3.49	3	34.5	0.846	0.0717	0.06	0.151	21.7
C672	639119	5214302	Brown	Clay	20-30 cm	B-Horizon	Damp		4.9	0.0003	0.059	2.33	2.13	<2	40.4	0.483	0.0896	0.25	0.127	23.4
C128	637151	5209112	Grey	Clay,Gravely	40-50 cm	B-Horizon	Damp		4.3	0.0004	0.01	0.82	1.62	-2	45.1	0.594	0.1405	0.05	0.019	22.9
N192	640184	5230056	Brown	Clay	30-40 cm	B-Horizon	Dry		4.8	0.0002	0.202	3.03	9.21	2	74.1	0.582	0.1135	0.04	0.069	32.8
B048	642512	5217026	Brown,Orange	Sand	20-30 cm	B-Horizon	Dry		4.7	0.0003	0.277	3.49	23.7	-2	38.7	0.35	0.0814	0.09	0.215	11.6
N037	640173	5227892	Brown	Sand	20-30 cm	B-Horizon	Dry		4.9	-0.0001	0.069	3.06	8.65	2	66.2	0.742	0.0803	0.07	0.232	24.3
C620 -A	638068	5214046	Brown	Clay	20-30 cm	B-Horizon	Dry	Duplicate	4.7	0.0006	0.09	5.01	2.01	2	28.5	0.465	0.074	0.14	0.228	14
C658	638998	5214187	Brown	Sand	20-30 cm	B-Horizon	Dry		4.6	0.0003	0.046	2.3	3.08	-2	45.8	0.391	0.0953	0.07	0.087	26.7
C631	639177	5213802	Brown	Sand	20-30 cm	B-Horizon	Dry	Rocky Sample	4.4	0.0002	0.053	1.57	2.35	<2	14.75	0.163	0.146	0.03	0.075	17
N205	641573	5229300	Brown	Clay	30-40 cm	B-Horizon	Damp		4.8	0.0005	0.045	3.16	6.42	2	60.7	0.675	0.0894	0.05	0.224	20.7
C566	637985	5213597	Brown	Clay	20-30 cm	B-Horizon	Dry		5.1	0.0004	0.195	4.96	3.9	3	55.3	0.458	0.0779	0.5	0.349	9.19
B196	643409	5218615	Brown	Clay	30-40 cm	B-Horizon	Wet		4.9	0.0005	0.079	3.61	5.49	2	37.7	0.593	0.0806	0.07	0.195	19.45
N082	640486	5228231	Brown	Sand	10-20 cm	B-Horizon	Dry	Near an old road	4.8	0.001	0.144	3.2	8.12	-2	69.7	0.715	0.0845	0.07	0.473	19.45
C679	638133	5214661	Brown	Sand	20-30 cm	B-Horizon	Dry		4.9	0.0005	0.106	4.81	4.2	3	32.5	0.519	0.0696	0.17	0.174	14.95
C641	639299	5213917	Brown	Sand	20-30 cm	B-Horizon	Dry	Boulders near site	4.9	0.0005	0.049	4.86	2.9	<2	36.2	1.255	0.248	0.03	0.175	41.2
C625	638331	5214110	Brown	Clay	20-30 cm	B-Horizon	Damp		4.9	0.0008	0.035	3.21	1.42	<2	19.65	0.356	0.0962	0.04	0.081	23.6
N176	640784	5229470	Brown	Sand	30-40 cm	B-Horizon	Dry		4.5	0.0001	0.054	2.55	13.05	10	60.3	0.417	0.0868	0.02	0.183	34.5
N106	640654	5228472	Brown	Clay	30-40 cm	B-Horizon	Dry		4.9	0.0002	0.047	3.35	7.79	2	42.1	0.547	0.064	0.1	0.106	21.4
N196	640454	5230055	Brown	Sand	30-40 cm	B-Horizon	Dry		5	0.0002	0.048	2.59	12.55	2	55.5	0.678	0.0754	0.04	0.08	33.3
B259	642186	5219858	Brown	Clay	30-40 cm	B-Horizon	Dry		4.8	0.0003	0.059	1.94	2.21	<2	53.1	0.346	0.0821	0.04	0.117	33.1
B039	641243	5217488	Brown,Orange	Silty	30-40 cm	B-Horizon	Dry		5.1	-0.0002	0.045	4.25	3.95	-10	46.3	0.53	0.0661	0.21	0.165	18.55
B153	642630	5218423	Brown	Sand	10-20 cm	B-Horizon	Dry	Near an old road	5.1	0.0001	0.083	2.53	4.31	2	44.7	0.661	0.107	0.18	0.144	26.9
N142	639987	5229465	Brown,Orange	Silty	20-30 cm	B-Horizon	Dry	Moved 20m away from road and clearcut	4.9	0.0002	0.117	3.79	6.19	2	73.5	0.516	0.0833	0.08	0.209	21.1
N214	640601	5230139	Brown	Sand	20-30cm	B-Horizon	Damp		4.8	0.0002	0.26	3.72	21.9	2	112.5	0.868	0.108	0.09	0.264	19.1
B194	643127	5218717	Brown	Clay	30-40 cm	B-Horizon	Damp		4.7	0.0004	0.049	3.25	3.9	-2	44.8	0.547	0.0845	0.09	0.162	18.9
C620	638068	5214046	Brown	Clay	20-30 cm	B-Horizon	Dry		4.5	0.0005	0.08	4.44	1.64	2	25.2	0.449	0.0838	0.14	0.221	13.95
N023	638762	5228482	Brown	Clay	30-40 cm	B-Horizon	Damp		4.6	0.0003	0.232	2.72	7.76	2	91.8	0.591	0.0835	0.02	0.226	38.6
B071	642755	5217257	Orange	Clay	20-30 cm	B-Horizon	Dry		4.8	0.0004	0.106	3.65	10.25	2	46.8	0.604	0.0841	0.17	0.158	23.7
B175	643144	5218553	Brown	Sand	20-30 cm	B-Horizon	Dry	Shallow dipping slope	5	0.0001	0.039	2.99	4.84	-2	38.4	0.526	0.0591	0.13	0.123	27.4
B175-B	0	0						Blank	5	0.0002	0.033	2.83	4.96	-2	39	0.503	0.0613	0.12	0.132	27.4
C591	637966	5213764	Brown	Sand	20-30 cm	B-Horizon	Dry		4.7	0.0005	0.126	3.45	4.03	2	33.1	0.492	0.068	0.21	0.149	20.7
B142	642640	5218256	Brown	Sand	20-30 cm	B-Horizon	Dry		5.1	0.0002	0.065	3.65	4.04	-2	36.5	0.594	0.0683	0.09	0.098	25.5
B141	642499	5218308	Brown	Sand	30-40 cm	B-Horizon	Dry		4.8	-0.0001	0.05	3.23	4.13	-2	35.7	0.58	0.0795	0.07	0.101	25.9
N020	639134	5228231	Brown	Sand	20-30 cm	B-Horizon	Dry	Shallow dipping slope	4.7	0.0002	0.049	1.34	4.37	-2	82.3	0.312	0.118	0.04	0.142	28.9
C653	638293	5214443	Brown	Sand	20-30 cm	B-Horizon	Dry		4.9	0.0003	0.089	4.96	2.52	2	41.8	0.706	0.0803	0.08	0.195	14.7
N135	640828	5228886	Brown	Clay	30-40 cm	B-Horizon	Dry	Moved 15m from road	5.2	0.0001	0.134	3.87	9.05	-2	56.5	0.678	0.0864	0.02	0.106	30.9
N167	640017	5229807	Brown	Sand	30-40 cm	B-Horizon	Dry		4.9	0.0001	0.124	3.32	12.15	2	54.3	0.828	0.0996	0.08	0.113	29.3
B001	641179	5216873	Brown	Sand	10-20 cm	B-Horizon	Dry	Near an old road	5	0.0014	0.024	2.59	5.44	2	32.7	0.481	0.058	0.16	0.098	28.4
N086	640384	5228474	Brown	Sand	20-30 cm	B-Horizon	Dry		4.8	0.0002	0.117	1.33	5.63	-2	40.6	0.276	0.1225	0.12	0.115	24.1
C655	638575	5214341	Brown	Clay	20-30 cm	B-Horizon	Dry		4.8	0.0004	0.045	3.9	3.27	2	61.8	0.557	0.074	0.22	0.174	28
B152	642774	5218372	Brown	Sand	10-20 cm	B-Horizon	Dry	Shallow dipping slope	4.9	0.0025	0.065	3.72	5.46	2	26.8	0.594	0.0735	0.18	0.123	23.8
C033	636138	5208523	Brown	Sand	30-40 cm	B-Horizon	Dry		4.5	0.0002	0.005	0.7	1.34	2	26.6	0.364	0.1435	0.03	0.025	29.3
B151	642903	5218319	Brown,Grey	Sand	20-30 cm	B-Horizon	Dry	Shallow dipping slope	5.2	-0.0001	0.118	3.75	5.31	3	35.9	0.734	0.0909	0.69	0.201	15.6
C659	639139	5214135	Brown	Sand	20-30 cm	B-Horizon	Dry		4.6	0.0006	0.101	3.25	2.87	-2	39.9	0.563	0.12	0.05	0.198	21.6
B164	642320	5218688	Brown	Sand	10-20 cm	B-Horizon	Dry		5.2	0.0003	0.148	3.23	4.61	2	55.2	0.569	0.0774	0.12	0.164	34.5
N206	641594	5229466	Brown	Sand	20-30 cm	B-Horizon	Dry		4.7	0.0003	0.039	3.56	10.6	2	44.5	0.681	0.1105	0.05	0.274	26.9
C219	637599	5209907	Grey	Sand	30-40 cm	B-Horizon	Dry		3.8	0.0007	0.011	0.28	0.91	<2	9.48	0.126	0.135	0.02	0.018	24.5
N215	640471	5230221	Brown	Sand	20-30 cm	B-Horizon	Dry		4.6	0.0002	0.237	3.23	29	3	208	0.604	0.106	0.22	0.202	17.15
B020	641281	5217155	Brown	Sand	20-30 cm	B-Horizon	Dry		4.9	0.0004	0.046	2.77	4.12	<2	37.7	0.429	0.0743	0.1	0.111	21
C066	636681	5208696	Brown	Sand	10-20 cm	B-Horizon		Moved 20m out of swampy ground	4.8	0.0006	0.055	1.85	2.65	<2	48.5	0.398	0.1225	0.02	0.069	28.3
B173	643437	5218448	Brown	Sand	20-30 cm	B-Horizon	Dry	Rocky zone	4.9	0.0001	0.035	3.67	3.62	-2	25.8	0.379	0.0635	0.07	0.19	22.2
C580-A	639516	5213200	Brown	Sand	30-40 cm	B-Horizon	Dry	Rocky samples - Duplicate sample	4.2	0.0003	0.053	0.87	1.32	<2	18.2	0.163	0.1185	0.04	0.053	11.9
C257	638388	5210099	Brown	Sand	30-40 cm	B-Horizon	Dry		4.8	0.0001	0.107	3.64	3.24	3	67.8	0.593	0.112	0.18	0.254	19.6
N193	640060	5230140	Orange	Sand	20-30 cm	B-Horizon	Dry		4.8	0.0001	0.049	3.29	8.79	2	76.5	0.589	0.0958	0.03	0.094	32.5

Appendix 1. Description, localization and analytical data for the soil samples collected during the 2024 exploration campaign conducted by GeoExplore Survey on the Riley Brook property.

Sample_no.	Easting	Northing	Color	Texture	Depth (cm)	Horizon A	Soil_Moisture	Notes	pH	Au (g/t)	Ag (ppm)	Al (wt. %)	As (ppm)	B	Ba	Be	Bi	Ca (wt. %)	Cd (ppm)	Ce
N213	640725	5230053	Brown	Sand	10-20 cm	B-Horizon	Damp		4.5	0.0002	0.06	1.13	8.31	-2	65.7	0.221	0.1105	0.03	0.103	39.3
N084	640633	5228306	Brown	Sand,Clay	20-30 cm	B-Horizon	Dry		4.9	0.0002	0.042	2.56	7.36	-2	63.5	0.613	0.0816	0.03	0.294	31.5
N204	641449	5229384	Orange	Sand	30-40 cm	B-Horizon	Dry		4.9	0.0002	0.102	5.84	8.34	2	82.4	0.819	0.0949	0.12	0.273	12.75
B150	643060	5218243	Brown	Sand	10-20 cm	B-Horizon	Dry	Near an old road	4.7	0.0001	0.038	3.64	4.78	-2	35.6	0.54	0.0772	0.08	0.155	21
N024	638784	5228649	Brown	Clay	30-40 cm	B-Horizon	Damp		4.9	0.0004	0.178	2.32	5.27	-2	212	0.689	0.121	0.1	0.225	46.9
B285	642269	5220307	Brown,Grey	Clay	30-40 cm	B-Horizon	Damp		4.4	-0.0002	0.021	1.6	2.27	-10	63.5	0.26	0.101	0.05	0.07	18.75
N180	641282	5229135	Brown	Sand	30-40 cm	B-Horizon	Dry	Rocky sample	4.1	0.0001	0.062	0.55	6.04	-2	19.25	0.112	0.0934	0.02	0.067	45.9
C668	639683	5214097	Brown	Clay	20-30 cm	B-Horizon	Damp		4.8	0.0002	0.033	3.19	2.98	<2	39.7	0.531	0.0912	0.07	0.224	27.6
N030	639530	5228145	Brown	Sand,Clay	20-30 cm	B-Horizon	Damp		4.9	0.0001	0.052	2.61	6.78	-2	52.2	0.57	0.0974	0.09	0.176	29.3
N125	640075	5229224	Brown	Sand	20-30 cm	B-Horizon	Dry		4.6	0.0004	0.066	1.93	2.57	-2	96.9	0.374	0.1045	0.05	0.086	43.2
N005	639115	5228064	Brown	Sand	10-20 cm	B-Horizon	Dry	Shallow dipping slope, rocky	5.3	0.0007	0.079	4.66	15.45	2	89.8	0.871	0.128	0.16	0.249	23.6
N017	639502	5227981	Brown	Sand	20-30 cm	B-Horizon	Dry	Shallow dipping slope	5.2	0.0006	0.053	4.77	10.1	2	72.7	0.77	0.0874	0.18	0.273	22.9
N095	639265	5229229	Brown	Sand,Clay	30-40 cm	B-Horizon	Damp	Rocky sample	4.8	0.0001	0.149	1.39	7.99	2	157.5	0.329	0.103	0.07	0.12	28
N097	639535	5229227	Brown	Sand	20-30 cm	B-Horizon	Dry		5	0.0001	0.171	2.79	10.7	2	91.2	0.533	0.0898	0.16	0.137	23.1
C569	638408	5213444	Brown	Clay	20-30 cm	B-Horizon	Dry		4.4	0.0004	0.033	1.78	1.9	<2	18.05	0.299	0.103	0.05	0.041	22.3
B018	641160	5217039	Brown	Sand	20-30 cm	B-Horizon	Dry		4.7	0.0004	0.077	3.76	5.64	<2	45.5	0.561	0.0759	0.2	0.205	16.6
C287	638490	5210380	Brown	Sand	10-20 cm	B-Horizon	Dry	Muddy with rocks	4.9	0.0005	0.068	3.82	2.85	2	52.2	0.531	0.0782	0.18	0.171	20.1
B169	643025	5218429	Brown	Sand	20-30 cm	B-Horizon	Dry		5	0.0001	0.114	3.34	4.82	2	39.8	0.568	0.0652	0.13	0.109	25.1
N170	640038	5229974	Brown	Silty	20-30 cm	B-Horizon	Very Dry		4.8	0.0003	0.044	3.38	7.96	2	73.6	0.62	0.0911	0.04	0.127	26.7
B115	642256	5218086	Brown	Sand	20-30 cm	B-Horizon	Dry	At top of mountain, rocky	3.9	-0.0001	0.022	0.97	1.34	-2	9.96	0.082	0.1645	0.02	0.045	20.5
N001	638616	5228498	Brown	Sand	10-20 cm	B-Horizon	Dry	Shallow dipping slope	4.8	0.0002	0.109	2.12	9.52	-2	114	0.529	0.111	0.03	0.134	30.8
N146	639871	5229725	Brown	Clay,Gravely	30-40 cm	B-Horizon	Dry	Rocky soil	4.8	-0.0001	0.193	4.43	29.2	4	101	0.967	0.0784	0.14	0.199	32.5
C212	636613	5210266	Brown	Clay	20-30 cm	B-Horizon	Damp		4.7	0.0004	0.159	2.41	3.18	2	71.4	0.517	0.1055	0.07	0.167	28
C317	638599	5210663	Brown,Orange	Sand	10-20 cm	B-Horizon	Dry	near an old bulduzor road	5	0.0002	0.055	3.4	2.57	2	51.3	0.574	0.0781	0.18	0.105	22
B143	642781	5218205	Brown	Sand	20-30 cm	B-Horizon	Dry		4.7	0.0004	0.061	3.92	3.17	-2	51	0.605	0.089	0.1	0.075	19.55
N109	640800	5228555	Brown	Sand	30-40 cm	B-Horizon	Dry		4.8	0.0004	0.092	5.23	9.62	3	72.6	0.798	0.0661	0.14	0.222	12.95
C126	636869	5209215	Grey	Gravely	30-40 cm	B-Horizon	Damp		4.3	-0.0001	0.013	0.81	2.29	-2	54.4	0.641	0.166	0.16	0.068	14.2
B235	642064	5219743	Brown	Sand	20-30 cm	B-Horizon	Dry		4.6	0.0001	0.065	1.1	1.9	-2	54.5	0.295	0.1025	0.08	0.097	29.3
B154	642480	5218461	Brown	Sand	10-20 cm	B-Horizon	Dry	Slighhtly rocky zone	5.1	0.0004	0.095	4.38	4.8	2	38.5	0.545	0.0808	0.08	0.13	20.1
B255	642750	5219653	Brown,Grey	Sand,Gravely	20-30 cm	B-C Transition	Damp	Limited soil	3.5	0.0002	0.011	0.68	3.15	<2	13.1	0.443	0.1845	0.01	0.034	40.5
C573	638972	5213238	Brown	Sand	20-30 cm	B-Horizon	Dry		4.6	0.0004	0.044	3.65	2.01	<2	68.6	0.693	0.0849	0.06	0.204	15.4
B120	642954	5217820	Brown	Sand	20-30 cm	B-Horizon	Dry		5.7	0.0002	0.04	2.89	5.46	2	51	0.669	0.068	0.28	0.235	27.5
B147	643345	5218000	Brown	Sand	20-30 cm	B-Horizon	Dry		5	0.0001	0.097	4.05	3.31	-2	38.4	0.643	0.0727	0.14	0.169	22.5
B129	642378	5218192	Brown	Sand	30-40 cm	B-Horizon	Dry		4.7	0.0003	0.102	5.15	1.43	2	36.3	0.624	0.0862	0.12	0.225	16.2
C656	638716	5214289	Brown	Sand	20-30 cm	B-Horizon	Dry		5.1	0.0004	0.083	5.18	4.04	4	44.1	0.883	0.0738	0.27	0.129	19.3
N008	639487	5227813	Brown	Sand	10-20 cm	B-Horizon	Dry	Shallow dipping slope, rocky	5	0.0002	0.039	2.91	4.2	2	50.2	0.45	0.083	0.19	0.247	17.75
B036	641544	5217219	Brown	Clay	20-30 cm	B-Horizon	Dry		4.6	0.0001	0.056	2.28	2.45	<2	66.3	0.356	0.1255	0.09	0.126	18.25
C645	638735	5214123	Brown	Sand	20-30 cm	B-Horizon	Dry		4.8	0.0004	0.025	3.6	2.48	2	26.7	0.401	0.0666	0.17	0.116	18.35
C648	638312	5214277	Brown	Sand	20-30 cm	B-Horizon	Dry		5.1	0.0005	0.07	4.76	2.1	3	28.4	0.603	0.06	0.11	0.146	16.1
B002	641320	5216821	Brown	Sand	10-20 cm	B-Horizon	Dry		5.1	0.0002	0.087	3.67	3.43	2	40.7	0.57	0.0918	0.12	0.18	26
B244	643333	5219281	Brown	Sand	10-20 cm	B-Horizon	Dry	Nera a swamp	5	0.0003	0.167	6.27	3.69	-10	22.1	0.91	0.0705	0.11	0.194	21.5
N228	641609	5229632	Brown	Sand	10-20 cm	B-Horizon	Dry	Shallow dipping slope	4.5	0.0005	0.071	2.75	5.91	-2	46.4	0.415	0.0854	0.03	0.118	22.9
N071	639097	5228980	Brown	Clay	20-30 cm	B-Horizon	Dry	Very Rocky soil	4.8	0.0002	0.067	2.05	6.8	-2	105.5	0.612	0.0821	0.02	0.181	31.4
C618	638350	5213943	Brown	Clay	30-40 cm	B-Horizon	Dry		4.5	0.0009	0.053	4.05	4	2	32.7	0.422	0.0697	0.1	0.076	23.1
C597	638370	5213777	Brown	Sand	30-40 cm	B-Horizon	Very Dry		4.4	0.0006	0.072	3.6	3.81	2	36.6	0.551	0.0577	0.19	0.117	22.3
N041	639676	5228228	Brown	Clay	30-40 cm	B-Horizon	Damp		4.9	0.0001	0.065	4.74	8.62	2	86	0.469	0.0545	0.25	0.163	17.2
C667	639824	5214045	Brown	Sand	20-30 cm	B-Horizon	Dry	15m South from site due to road	4.8	0.0001	0.062	1.78	1.48	<2	25.4	0.224	0.0789	0.05	0.09	23.9
N125-A	640075	5229224	Brown	Sand	20-30 cm	B-Horizon	Dry		4.6	0.0002	0.07	1.94	2.86	-2	91.7	0.348	0.1055	0.04	0.086	40.4
N212	640849	5229968	Brown	Sand	30-40 cm	B-Horizon	Damp		5.2	0.0002	0.013	0.59	2.66	-2	67	0.145	0.0711	0.15	0.074	38.7
B130	642237	5218244	Brown	Clay	20-30 cm	B-Horizon	Dry		4.6	0.0001	0.031	2.03	1.13	-2	17.25	0.392	0.0968	0.02	0.074	31.9
N036	640297	5227808	Brown	Sand	30-40 cm	B-Horizon	Dry		4.9	0.0003	0.039	3.09	7.64	2	48.1	0.595	0.0627	0.1	0.272	19.05
B136	641795	5218564	Brown	Sand	30-40 cm	B-Horizon	Dry		4.7	0.0001	0.057	2.36	2.55	-2	33.6	0.402	0.074	0.06	0.117	26.1
B118	642678	5217928	Brown	Sand	20-30 cm	B-Horizon	Dry	Shallow dipping slope, near a river	4.8	0.0002	0.032	4.14	2.79	-2	33.5	0.717	0.0379	0.16	0.158	22.8
B174	643290	5218500	Brown	Sand	20-30 cm	B-Horizon	Dry	Shallow dipping slope	5.1	0.0005	0.074	5.08	2.74	-2	29.9	0.523	0.0589	0.11	0.226	12.05

Appendix 1. Description, localization and analytical data for the soil samples collected during the 2024 exploration campaign conducted by GeoExplore Survey on the Riley Brook property.

Sample_no.	Easting	Northing	Color	Texture	Depth (cm)	Horizon A	Soil_Moisture	Notes	pH	Au (g/t)	Ag (ppm)	Al (wt. %)	As (ppm)	B	Ba	Be	Bi	Ca (wt. %)	Cd (ppm)	Ce
N006	639237	5227990	Brown	Sand	10-20 cm	B-Horizon	Dry	Shallow dipping slope , rocky	5.4	0.0005	0.039	3.81	7.57	2	66.7	0.574	0.062	0.17	0.164	20.5
C006	636458	5208087	Brown	Sand	30-40 cm	B-Horizon	Dry		5.1	<0.0001	0.026	0.86	1.6	<2	26.6	0.26	0.0469	0.06	0.06	9.8
C626	638472	5214059	Brown	Clay	20-30 cm	B-Horizon	Dry		4.8	0.0003	0.127	5.47	3.07	4	31.9	0.676	0.0676	0.17	0.174	13.3
N059	640319	5227975	Brown	Sand	40-50 cm	B-Horizon	Dry		4.9	0.0002	0.043	3.79	8.24	-2	94.8	0.718	0.0576	0.07	0.257	19.05
N007	639362	5227898	Brown	Sand	10-20 cm	B-Horizon	Damp	Shallow dipping slope	5.1	0.0006	0.053	4.83	4.98	2	57.6	0.512	0.0557	0.11	0.193	15.7
N169	639914	5230058	Grey	Sand,Clay	40-50 cm	B-Horizon	Damp		4.6	0.0005	0.124	1.62	0.85	-2	55.4	0.287	0.0713	0.02	0.039	44.6
C080-B	0	0						Blank	NSS	-0.0002	0.005	0.38	0.34	-10	31.8	0.21	0.0146	2.8	0.034	63.4
N150-B	0	0						Blank		-0.0002	0.006	0.42	0.43	-10	33.7	0.22	0.0343	4.15	0.047	75
B250-B	0	0						Blank		0.0003	0.007	0.41	0.36	-10	31.4	0.21	0.0147	3.48	0.04	64
B050-B	0	0						Blank	NSS	-0.0002	0.007	0.52	0.41	-10	22.7	0.19	0.0127	1.63	0.045	49.9
N200-B	0	0						Blank sample		0.0002	0.008	0.4	0.93	-10	27.8	0.2	0.0148	2.83	0.042	55.1
C560-B	0	0						Blank		-0.0002	0.008	0.38	0.39	-10	27.6	0.2	0.0132	2.96	0.043	67.5
B100-B	0	0						Blank		0.0002	0.008	0.4	0.61	-10	26.8	0.2	0.013	3.1	0.038	63.6
C400-B	0	0						Blank	7.9	-0.0002	0.006	0.36	0.21	-10	25.7	0.2	0.0115	2.29	0.034	57.1
B150-B	0	0						Blank		0.0003	0.007	0.39	0.46	-10	28.8	0.2	0.0134	2.79	0.041	56.9
B200-B	0	0						Blank	7.3	-0.0002	0.006	0.38	0.56	-10	28.2	0.19	0.0124	3.18	0.038	61.7
N100-B	0	0						Blank Sample	NSS	0.0002	0.007	0.37	0.46	-10	25.9	0.2	0.0126	2.9	0.04	61
C120-B	0	0						Blank	7.2	-0.0002	0.005	0.36	0.22	-10	26.4	0.19	0.0118	2.41	0.036	61.3
C200-B	0	0						Blank	NSS	0.0003	0.003	0.36	0.18	-2	28.8	0.179	0.01	2.71	0.029	62.2
C040-B	0	0						Blank	7.9	-0.0002	0.003	0.35	0.15	-10	24.3	0.18	0.0115	2.1	0.032	54.9
N050-B	0	0						Blank		0.0003	0.005	0.34	0.37	-10	26.4	0.18	0.0101	2.56	0.029	55.3

Appendix 1. Description, localization and analytical data for the soil samples collected during the 2024 exploration campaign conducted by GeoExplore Survey on the Riley Brook property.

Sample_no.	Co	Cr	Cs	Cu	Fe (wt. %)	Ga (ppm)	Ge	Hf	Hg	In	K (wt. %)	La (ppm)	Li	Mg (wt. %)	Mn (ppm)	Mo	Na (wt. %)	Nb (ppm)	Ni	P (wt. %)	Pb (ppm)	Pd	Pt	Rb	Re	S (wt.%)
C310	NSS	NSS	NSS	NSS	NSS	NSS	NSS	NSS	NSS	NSS	NSS	NSS	NSS	NSS	NSS	NSS	NSS	NSS	NSS	NSS	NSS	NSS	NSS	NSS	NSS	NSS
C627	NSS	NSS	NSS	NSS	NSS	NSS	NSS	NSS	NSS	NSS	NSS	NSS	NSS	NSS	NSS	NSS	NSS	NSS	NSS	NSS	NSS	NSS	NSS	NSS	NSS	NSS
C624	NSS	NSS	NSS	NSS	NSS	NSS	NSS	NSS	NSS	NSS	NSS	NSS	NSS	NSS	NSS	NSS	NSS	NSS	NSS	NSS	NSS	NSS	NSS	NSS	NSS	NSS
C061	NSS	NSS	NSS	NSS	NSS	NSS	NSS	NSS	NSS	NSS	NSS	NSS	NSS	NSS	NSS	NSS	NSS	NSS	NSS	NSS	NSS	NSS	NSS	NSS	NSS	NSS
C125	NSS	NSS	NSS	NSS	NSS	NSS	NSS	NSS	NSS	NSS	NSS	NSS	NSS	NSS	NSS	NSS	NSS	NSS	NSS	NSS	NSS	NSS	NSS	NSS	NSS	NSS
C135	NSS	NSS	NSS	NSS	NSS	NSS	NSS	NSS	NSS	NSS	NSS	NSS	NSS	NSS	NSS	NSS	NSS	NSS	NSS	NSS	NSS	NSS	NSS	NSS	NSS	NSS
C140-A	NSS	NSS	NSS	NSS	NSS	NSS	NSS	NSS	NSS	NSS	NSS	NSS	NSS	NSS	NSS	NSS	NSS	NSS	NSS	NSS	NSS	NSS	NSS	NSS	NSS	NSS
B207	NSS	NSS	NSS	NSS	NSS	NSS	NSS	NSS	NSS	NSS	NSS	NSS	NSS	NSS	NSS	NSS	NSS	NSS	NSS	NSS	NSS	NSS	NSS	NSS	NSS	NSS
C285	NSS	NSS	NSS	NSS	NSS	NSS	NSS	NSS	NSS	NSS	NSS	NSS	NSS	NSS	NSS	NSS	NSS	NSS	NSS	NSS	NSS	NSS	NSS	NSS	NSS	NSS
C283	NSS	NSS	NSS	NSS	NSS	NSS	NSS	NSS	NSS	NSS	NSS	NSS	NSS	NSS	NSS	NSS	NSS	NSS	NSS	NSS	NSS	NSS	NSS	NSS	NSS	NSS
C280-B	NSS	NSS	NSS	NSS	NSS	NSS	NSS	NSS	NSS	NSS	NSS	NSS	NSS	NSS	NSS	NSS	NSS	NSS	NSS	NSS	NSS	NSS	NSS	NSS	NSS	NSS
B069	NSS	NSS	NSS	NSS	NSS	NSS	NSS	NSS	NSS	NSS	NSS	NSS	NSS	NSS	NSS	NSS	NSS	NSS	NSS	NSS	NSS	NSS	NSS	NSS	NSS	NSS
B045	NSS	NSS	NSS	NSS	NSS	NSS	NSS	NSS	NSS	NSS	NSS	NSS	NSS	NSS	NSS	NSS	NSS	NSS	NSS	NSS	NSS	NSS	NSS	NSS	NSS	NSS
C408	242	66.5	3.4	14.75	8.64	11.05	0.082	0.036	0.206	0.081	0.16	19.9	26.3	0.29	11900	0.6	0.005	1.425	15.65	0.104	88.7	-0.001	-0.002	20.5	-0.0002	0.07
C463	5.46	44.2	0.761	8.45	4.78	9.19	0.045	0.053	0.099	0.035	0.04	9.7	21.3	0.35	168.5	0.668	0.001	2.51	15.65	0.0605	51.7	<0.001	<0.001	7.79	0.0003	0.04
C490	7.31	30.6	2.32	6.47	2.84	7.06	0.05	0.208	0.136	0.035	0.08	13.4	21.8	0.31	160.5	0.518	0.001	2.62	19.7	0.0898	47.2	<0.001	<0.001	17.7	0.0005	0.034
C485	3.04	29	1.165	5.7	2.37	8.18	0.038	0.208	0.207	0.036	0.03	12.35	20	0.16	62	0.939	<0.001	3.45	13	0.0301	39.1	<0.001	<0.001	12.65	0.0005	0.027
B243	31.6	101.5	33	34	5.47	13.1	0.246	0.155	0.083	0.055	0.16	82.1	42.5	1.42	3240	1.36	0.008	0.943	75.8	0.083	37.4	-0.001	-0.002	35.5	0.0005	0.03
B274	21	69.2	7.49	25.3	5.18	9.34	0.075	0.026	0.085	0.063	0.08	23.7	37.4	1.1	1745	0.93	0.007	1.055	56.2	0.093	36.7	-0.001	-0.002	19.15	0.0006	0.06
N098	14.45	79.1	4.11	19.65	4.07	8.91	0.043	0.073	0.084	0.035	0.02	8.07	38.3	1.18	283	0.486	0.004	1.315	37.4	0.0375	32.2	-0.001	0.001	6.21	0.0004	0.028
N070	14.85	32	3.82	28	4.28	5.29	0.046	0.106	0.107	0.034	0.05	15.35	32.7	0.32	574	0.376	0.001	0.132	48.8	0.0729	31.5	-0.001	-0.001	11.65	-0.0002	0.019
C503	6.61	31.2	0.841	8.45	2.59	6.23	0.045	0.114	0.099	0.028	0.03	13.3	18.5	0.33	116.5	0.343	<0.001	1.485	19.65	0.0334	30.5	<0.001	0.001	7.69	0.0003	0.019
B229	14.75	79.1	16.35	29.1	4.2	9.95	0.172	0.004	0.162	0.057	0.08	63.9	39.4	0.74	1545	0.821	0.01	0.471	43.1	0.124	29.7	0.001	-0.001	25.8	-0.0002	0.109
C465	4.6	24.1	1.53	6.35	2.86	9.12	0.051	0.08	0.115	0.021	0.06	15.45	14.9	0.26	124.5	0.662	0.001	2.26	14	0.0856	29	<0.001	<0.001	15.35	0.0003	0.03
C452	12.85	51	1.365	10.4	3.76	8.91	0.042	0.378	0.137	0.052	0.05	19.3	22	0.4	427	0.422	0.004	3.21	26	0.1895	28.9	<0.001	0.001	15.05	0.0003	0.046
B277	17.2	75.1	28.3	29.5	3.85	8.26	0.308	0.063	0.075	0.047	0.11	95.7	37.3	0.73	2530	1.12	0.008	0.851	43.9	0.092	28.7	-0.001	-0.002	28.9	0.0006	0.04
C453	11.9	56.1	1.535	11.5	3.42	8.07	0.057	0.043	0.083	0.037	0.07	16.6	27.2	0.81	707	0.494	0.004	1.25	38.6	0.111	28.3	<0.001	<0.001	17.1	<0.0002	0.017
B216	10.45	35	2.63	15.4	3.15	8.81	0.039	0.018	0.142	0.025	0.12	8.34	20.6	0.29	11750	0.61	0.009	0.718	21.7	0.151	28.1	-0.001	-0.002	42.3	0.0002	0.07
N072	17.8	90.8	10.6	27.2	4.2	6.3	0.195	0.191	0.144	0.04	0.08	58.6	45.7	0.84	1040	0.856	-0.001	0.23	57.9	0.1695	27.8	-0.001	-0.001	19.65	-0.0002	0.027
C446	11.55	54.5	2.36	11.75	3.65	6.83	0.097	0.077	0.148	0.04	0.06	14.4	29.3	0.52	751	0.398	0.002	2.64	31.6	0.0782	27.4	0.002	0.002	16.65	<0.0002	0.039
C445	8.61	32.4	1.845	8.57	2.28	4.82	0.047	0.124	0.132	0.025	0.08	15.55	20.5	0.38	262	0.266	0.002	1.765	23.5	0.0677	27.3	<0.001	<0.001	16.65	0.0002	0.031
C002	8.8	17.95	2.81	4.77	1.75	4.04	0.037	0.029	0.008	0.016	0.22	26.8	12.5	0.45	316	0.077	0.002	0.327	17.8	0.0164	27.2	<0.001	<0.001	17.4	<0.0002	0.003
C486	12.7	56.5	1.21	13.4	2.8	5.8	0.048	0.107	0.061	0.024	0.05	15.4	22.5	0.81	337	0.334	<0.001	1.535	43.1	0.0311	27.1	<0.001	<0.001	11.6	0.0004	0.012
C235	12.2	46.5	4.59	13.2	3.02	6.41	0.17	0.109	0.106	0.041	0.14	37.1	43.5	0.71	1565	1.15	<0.001	0.587	43.5	0.121	26.9	<0.001	0.001	24.7	0.0007	0.009
B226	21.2	93.6	37	20.2	4.8	11.7	0.188	0.033	0.091	0.053	0.09	44	76.6	0.95	2220	1.08	0.011	1.155	49.9	0.091	26.7	-0.001	-0.002	28.7	0.0005	0.05
C104	12.95	40.2	1.44	8.35	2.62	7.88	0.053	0.01	0.07	0.024	0.07	17.35	18.3	0.47	1445	1.54	0.003	0.705	23	0.0519	26.7	<0.001	<0.001	13.25	0.0002	0.032
N222	4.62	39.6	1.395	13.05	4.24	7.98	0.045	0.072	0.106	0.022	0.04	18.05	19.1	0.22	153	0.765	0.006	0.438	20.5	0.0951	26.1	-0.001	-0.001	8.64	0.0003	0.041
C260	16.25	57.3	6.59	21.1	3.56	5.93	0.141	0.082	0.063	0.028	0.17	50.1	36.3	0.83	1870	0.613	0.007	0.435	45.1	0.0438	25.7	0.002	0.006	24.9	0.0008	0.011
B240	4.51	31.2	4.69	13.5	2.99	13.05	0.085	0.319	0.288	0.068	0.1	21.2	27.1	0.35	247	0.789	0.008	1.315	18.65	0.1095	25.5	<0.001	0.004	17.05	<0.0002	0.051
C301	10.05	38.5	2.86	10.4	2.23	4.13	0.055	0.087	0.012	0.022	0.17	23	20.2	0.74	260	0.195	0.005	0.278	29.5	0.028	25.4	0.004	<0.001	12.6	<0.0002	0.004
C448	3.23	23.1	1.01	4.23	3.46	12.3	0.06	0.034	0.069	0.024	0.05	13.45	9.9	0.2	90.2	0.228	0.001	2.78	10.1	0.287	25	0.001	0.001	18.95	<0.0002	0.024
C421	10.05	39.2	1.5	7.5	2.85	6.11	0.054	0.199	0.086	0.027	0.06	14.55	20.6	0.57	267	0.276	0.001	1.435	27.8	0.0622	24.9	<0.001	<0.001	11.6	0.0002	0.022
C311	13.7	32.6	3.26	7.77	3.15	5.56	0.036	0.034	0.064	0.027	0.15	12.85	21.2	0.51	528	0.705	0.007	0.459	23.7	0.0338	24.9	0.001	-0.001	20.2	-0.0002	0.022
C508	6.57	33.8	1.115	8.8	3.05	8.54	0.055	0.043	0.064	0.03	0.03	12.2	24.1	0.47	147.5	0.423	0.001	2.29	19.2	0.03	24.5	<0.001	0.001	7.99	<0.0002	0.021
C466	8.01	35.3	1.705	7.52	2.64	7.23	0.048	0.159	0.162	0.034	0.06	14.95	23.2	0.44	190	0.469	<0.001	1.93	22.4	0.0494	24.4	<0.001	<0.001	17	0.0004	0.024
C441	11.7	63.7	1.185	18.05	3.92	7.31	0.021	0.248	0.191	0.043	0.06	10.35	28.6	0.72	357	0.347	0.004	1.975	39.4	0.0848	24.2	<0.001	<0.001	13.75	<0.0002	0.051
C350	10.1	34.5	2.6	11.85	2.86	6.74	0.052	0.062	0.083	0.033	0.1	19.05	27.7	0.5	261	0.25	0.006	1.635	28.1	0.0517	24.2	<0.001	<0.001	14.85	<0.0002	0.03
C487	8.59	52.1	1.21	9.76	3.59	5.96	0.05	0.275	0.164	0.036	0.04	14.25	30.6	0.52	206	0.597	<0.001	2.71	28.2	0.0723	24.1	<0.001	<0.001	14.45	<0.0002	0.037
N166	12.05	55.9	2.21	20.3	4.39	6.49	0.054	0.197	0.134	0.043	0.03	13.05	45.8	0.57	247	0.832	0.002	0.632	45.3	0.0506	24.1	0.001	0.002	13.5	0.0002	0.033
C491	10.05	41.2	1.75	9.06	2.75	5.49	0.042	0.202	0.14	0.031	0.06	14.25	24.4	0.52	195.5	0.4	<0.001	1.745	30.1	0.062	24	<0.001	<0.001	14.35	0.0007	0.026
C502	10.05	42.4	1.385	10.95	2.97	5.93	0.058	0.191	0.087	0.029	0.04	13.45	23.4	0.6	212	0.367	0.002	1.505	37.3	0.0516	23.6	0.001	<0.001	12.75	0.0003	0.017
C499	9.13	36.6	1.995	6.91	2.2	7.73	0.04	0.058	0.055	0.026	0.04	12.15	29.7	0.58	165.5	0.299	0.001	1.64	25.8	0.0248	23.3	<0.001	<0.001	13.85	0.0004	0.013
C425	19.8	76.1	1.98	17.1	4.46	9.84	0.059	0.042	0.08	0.034	0.12	14.05	38.6	1.37	618	0.23	0.003	1.045	55	0.036	23	-0.001	-0.002	17.35	-0.0002	0.02

Appendix 1. Description, localization and analytical data for the soil samples collected during the 2024 exploration campaign conducted by GeoExplore Survey on the Riley Brook property.

Sample_no.	Co	Cr	Cs	Cu	Fe (wt. %)	Ga (ppm)	Ge	Hf	Hg	In	K (wt. %)	La (ppm)	Li	Mg (wt. %)	Mn (ppm)	Mo	Na (wt. %)	Nb (ppm)	Ni	P (wt. %)	Pb (ppm)	Pd	Pt	Rb	Re	S (wt.%)
B054	12.6	64.2	4.16	16.45	4.54	10.45	0.044	0.107	0.158	0.058	0.06	12.45	35.9	0.66	553	0.625	0.003	2.07	35.2	0.256	23	0.002	0.002	14.9	-0.0002	0.036
N130	11.2	54.2	2.74	17.9	4.01	7.64	0.094	0.119	0.112	0.031	0.06	24.5	39.8	0.46	437	1.215	0.006	0.451	45.3	0.1275	23	0.003	-0.001	13.55	0.0004	0.059
B215	6.04	38.8	2.83	12.55	3.01	6.52	0.042	0.533	0.244	0.057	0.04	16.1	33.8	0.35	316	0.526	0.002	1.325	28	0.206	22.9	0.002	-0.001	12.45	-0.0002	0.056
B239	8.66	41.4	1.94	15.65	2.71	5.57	0.048	0.392	0.165	0.036	0.04	19.6	24.2	0.55	221	0.725	0.003	1.39	38.6	0.0472	22.9	-0.001	0.001	17.95	0.0003	0.023
C520	9.14	56.7	1.205	8	3.92	9.23	0.054	0.154	0.141	0.042	0.06	14.1	27.8	0.62	231	0.356	0.003	2.88	38	0.0759	22.6	<0.001	<0.001	14.5	<0.0002	0.039
N049	12.6	40.9	2.96	20.9	3.98	6.37	0.051	0.148	0.113	0.035	0.05	11.85	33.1	0.52	1255	0.223	0.001	0.199	38.9	0.212	22.6	-0.001	-0.001	11.15	-0.0002	0.039
C394	10.75	40.6	1.67	11.7	3.34	7.34	0.049	0.067	0.062	0.025	0.11	15.7	24	0.71	341	0.213	0.004	1.12	32.1	0.0504	22.5	<0.001	0.001	15.15	<0.0002	0.021
C062	5.33	26.5	3.45	7.2	3.12	11.65	0.052	0.19	0.178	0.029	0.09	17.6	12.9	0.21	426	0.371	-0.001	2.35	12.4	0.234	22.4	-0.001	-0.001	16.65	0.0011	0.032
C402	12.1	48.9	2.42	11.65	2.91	8.09	0.052	0.078	0.114	0.027	0.12	20.7	32.9	0.68	1075	0.737	0.004	0.624	30.4	0.0894	22.3	<0.001	0.001	19.8	0.0003	0.036
C423	16.6	68.2	2	13	3.13	8.1	0.108	0.118	0.049	0.034	0.1	36.2	31	1.24	412	0.71	0.005	0.815	52.7	0.039	22.2	-0.001	-0.002	15.35	0.0004	0.01
B230	2.82	12.8	4.08	11.1	3.55	6.15	0.079	0.341	0.296	0.057	0.05	29.1	16.3	0.09	728	0.75	0.005	1.97	6.63	0.142	22.1	-0.001	-0.001	17.25	-0.0002	0.081
N073	20.9	102	3.35	16.55	8.91	8.74	0.113	0.014	0.051	0.071	0.03	6.35	22.7	0.25	629	0.61	0.008	0.473	45.7	0.088	21.8	-0.001	-0.002	6.9	-0.0002	0.02
N060	9.49	72.6	1.78	17.15	6.87	11.55	0.072	0.178	0.182	0.045	0.05	15.15	27.5	0.31	671	0.315	-0.001	0.408	21.6	0.1955	21.8	-0.001	-0.001	15.7	0.0002	0.042
C638	7.01	39.6	1.15	8.51	3.09	7.01	0.045	0.212	0.11	0.04	0.03	14.5	22.7	0.31	159.5	0.592	0.032	1.21	32.1	0.0995	21.7	<0.001	0.001	7.82	<0.0002	0.065
C389	4.17	18.4	1.695	5.11	3.08	10.95	0.048	0.075	0.135	0.027	0.09	17.85	12.1	0.23	188.5	0.274	0.005	2.17	12.65	0.356	21.7	<0.001	0.001	26	0.0005	0.037
C548	8	36.9	0.985	9.17	2.8	6.56	0.039	0.205	0.121	0.031	0.03	11.3	21.9	0.46	156.5	0.352	0.004	3.05	27.7	0.063	21.4	<0.001	0.001	10.45	<0.0002	0.033
C424	12.25	44	1.705	10.05	3.2	8.77	0.062	0.06	0.079	0.031	0.09	15.45	27	0.71	293	0.28	0.002	1.475	35.4	0.104	21.4	-0.001	-0.002	17.25	0.0004	0.02
N080	6.3	36.1	3.17	10.1	4.93	9.37	0.054	0.033	0.049	0.026	0.06	15.55	29	0.32	261	0.834	0.006	0.723	21.8	0.1485	21.3	0.003	0.002	18.15	0.0012	0.037
C455	6.32	20	1.64	4.75	1.58	4.99	0.049	0.005	0.02	0.017	0.08	18.8	13.3	0.41	180.5	0.168	0.004	0.781	17.8	0.0098	21.3	<0.001	<0.001	15.65	0.0002	0.004
C435	10.75	41.1	1.5	11.7	2.79	7.02	0.06	0.104	0.114	0.031	0.05	18.45	27.5	0.62	255	0.425	<0.001	1.09	26.9	0.0618	21.2	<0.001	<0.001	12.85	0.0002	0.023
C319	4.47	25	1.6	7.64	3.12	6.75	0.029	0.064	0.085	0.019	0.04	9.69	22.2	0.25	154.5	0.464	0.012	0.749	12.7	0.0314	20.7	0.001	-0.001	9.65	-0.0002	0.025
C513	4.1	33.7	0.792	7.1	3.34	7	0.046	0.17	0.137	0.037	0.02	9.48	20.9	0.27	96.3	0.471	0.001	1.82	16.6	0.0699	20.6	<0.001	<0.001	7.45	<0.0002	0.042
C484	16.1	105.5	1.325	13.15	3.94	9.79	0.053	0.062	0.062	0.036	0.05	13.1	33	1.33	301	0.453	0.001	1.745	67.4	0.0271	20.4	<0.001	<0.001	12	<0.0002	0.014
B264	4.9	32.8	1.275	11.05	2.74	7.19	0.046	0.33	0.253	0.047	0.05	21.7	25.7	0.36	116	0.612	0.004	1.435	23.1	0.0495	20.4	0.001	<0.001	19.1	<0.0002	0.043
C489	4.2	21	2.16	6.39	2.67	4.53	0.043	0.066	0.125	0.029	0.07	11.15	18.6	0.23	112.5	0.634	0.001	1.595	13.05	0.0587	20.4	<0.001	<0.001	16.1	<0.0002	0.029
C227	10.85	43.8	3.03	14	3.54	8.24	0.065	0.023	0.051	0.035	0.13	17.2	42.6	0.67	324	0.93	0.007	1.215	39.6	0.044	20.2	-0.001	-0.002	20.2	-0.0002	0.03
C158	3.45	15.8	3.65	5.79	2.24	10.5	0.116	0.803	0.141	0.135	0.04	43.3	23.9	0.28	125.5	1.68	0.004	6.35	15.2	0.0406	20.1	0.004	<0.001	11.45	0.0003	0.034
C422	8.64	26.1	2.01	6.42	2.16	5.62	0.092	0.013	0.037	0.016	0.08	15.25	16.3	0.45	316	0.278	<0.001	0.685	20	0.0493	20	<0.001	0.002	19.3	0.0004	<0.002
C364	12.85	43.4	1.67	11.2	2.87	5.32	0.041	0.024	0.03	0.023	0.14	16.35	21.1	0.83	484	0.247	0.005	0.578	35.2	0.0289	19.95	0.001	-0.001	14.55	0.0002	0.008
C263	8.87	48	1.39	10.75	4.1	9.33	0.056	0.156	0.108	0.06	0.05	15.3	28.1	0.63	262	1.475	0.004	2.96	32.2	0.042	19.9	<0.001	<0.001	9.78	0.0003	0.037
B279	3.84	34	1.42	8.42	2.67	8.29	0.084	0.18	0.259	0.05	0.04	29.8	20.8	0.29	238	0.73	0.006	1.425	17.05	0.133	19.85	-0.001	-0.002	11.85	0.0002	0.06
C440	11.05	45.9	1.885	9.5	2.93	6.6	0.047	0.112	0.09	0.025	0.07	13.3	23.3	0.64	357	0.339	<0.001	1.015	31.1	0.0516	19.8	<0.001	<0.001	16.75	0.0012	0.013
C500	12.4	64.2	1.49	11.4	3.85	8.25	0.069	0.217	0.125	0.04	0.04	13.95	33	0.78	262	0.363	0.005	2.27	45.4	0.0821	19.75	<0.001	<0.001	14.4	0.0004	0.029
C476	11.1	84.7	1.225	8	4.69	11.3	0.051	0.203	0.128	0.046	0.03	10.55	34.3	0.76	260	0.331	0.002	2.41	42.5	0.198	19.45	0.001	<0.001	11.25	0.0011	0.04
C471	15.75	78.8	0.75	9.69	2.74	6.99	0.051	0.007	0.04	0.023	0.05	15.75	23.8	1.24	795	0.304	0.005	0.694	56.8	0.0178	19.45	<0.001	<0.001	13	0.0003	0.011
B254	3.07	24.6	3.07	8.64	3.61	9.04	0.072	0.188	0.179	0.051	0.05	25.2	32	0.25	112.5	0.489	0.017	1.325	15.65	0.0638	19.4	<0.001	<0.001	15.85	0.0003	0.063
C451	11.15	45	1.24	7.06	2.36	4.94	0.06	0.02	0.022	0.015	0.05	13.95	18.1	0.87	259	0.157	0.001	1.14	37.8	0.0146	19.35	<0.001	0.001	13.25	<0.0002	<0.002
C501	7.18	38.9	1.455	7.6	3.11	7.05	0.069	0.166	0.146	0.036	0.03	9.67	23	0.37	234	0.435	0.002	2.19	23.8	0.0784	19.3	<0.001	0.001	12.15	0.0003	0.036
C300	8.67	30.6	3.77	9.13	2.25	3.43	0.068	0.171	0.023	0.023	0.16	19.65	16.1	0.57	268	0.872	0.009	0.766	26.3	0.0363	19.3	<0.001	<0.001	14	0.0002	0.013
B113	7.26	36.1	2.48	12.85	2.93	6.88	0.045	0.529	0.12	0.043	0.04	14.15	29.4	0.35	287	0.559	0.002	1.13	30.1	0.0759	19.25	0.001	0.001	11.15	0.0002	0.037
C547	6.15	36.2	1.335	7.12	4.13	9.87	0.052	0.058	0.12	0.039	0.05	11.9	24.8	0.44	163	0.527	0.004	2.47	21.1	0.0449	19.25	<0.001	0.001	12.25	<0.0002	0.029
C523	9.96	54.4	1.37	10.7	4.26	8.72	0.139	0.02	0.061	0.041	0.05	42.4	28	0.76	269	0.832	0.003	1.905	36.7	0.0482	19.25	<0.001	<0.001	15.2	0.0007	0.03
N056	10.8	48.1	1.155	11.45	3.61	5.62	0.038	0.227	0.108	0.037	0.03	7.05	30.3	0.5	199.5	0.383	0.002	0.767	42.3	0.0763	19.15	-0.001	-0.001	9.76	0.0004	0.033
C152	7.69	14.35	3.59	7.81	1.73	3.23	0.026	0.017	0.01	0.011	0.21	18.4	13.4	0.4	415	0.113	0.005	0.293	18.75	0.0103	19.1	0.001	0.001	22.8	0.0002	0.005
N158	6.27	84.2	1.425	13.15	8.05	12.6	0.102	0.157	0.182	0.059	0.06	11.1	33.7	0.18	278	0.65	0.005	1.025	18.15	0.096	19	-0.001	-0.002	13	-0.0002	0.06
C515	6.38	48.1	0.976	8.34	4.19	7.65	0.054	0.402	0.145	0.064	0.03	9.59	20.9	0.38	162	0.44	0.004	2.61	24.8	0.09	18.95	<0.001	0.001	6.89	0.0003	0.056
C518	11.4	63.8	0.991	10.5	5.17	11.1	0.069	0.023	0.043	0.036	0.05	14.75	31.9	0.92	275	0.38	0.003	2.07	42.9	0.0968	18.95	<0.001	<0.001	9.78	0.0004	0.019
C391	10.1	36.3	1.46	8.35	3.39	7.31	0.04	0.077	0.063	0.028	0.07	13.25	24	0.57	295	0.219	0.004	0.95	26.3	0.1025	18.9	<0.001	<0.001	14.25	0.0003	0.019
C202	2.01	26.9	1.315	8.9	3.26	19.55	0.037	1.405	0.375	0.157	0.05	15.5	14.1	0.12	105	1.09	0.008	10.3	6.94	0.1785	18.8	-0.001	0.001	8.79	0.0002	0.094
C524	7.61	40.5	0.903	8.23	3.4	8.51	0.054	0.217	0.111	0.04	0.04	11.35	20.8	0.4	208	0.31	0.003	2.87	24.6	0.0683	18.8	<0.001	<0.001	9.05	0.0003	0.039
N002	12.85	29	1.685	21	6.41	5.6	0.045	0.042	0.065	0.059	0.06	12.75	20	0.2	462	0.887	0.003	0.236	32.5	0.1965	18.75	-0.001	-0.001	14.35	0.0009	0.032
C048	2.87	24.3	1.29	6.74	3.55	18.7	0.061	1.35	0.258	0.175	0.04	13.45	17.9	0.18	144.5	1.105	0.006	14.55	11.35	0.1185	18.7	<0.001	0.001	9.54	<0.0002	0.077
C494	11.25	73.5	1.21	8.9	3.37	9.59	0.044	0.101	0.097	0.031	0.04	11.4	28.7	0.78	241	0.321	0.001	2.19	40.5	0.0501	18.7	<0.001	<0.001	12.85	0.0003	0.02
C413	15.3	60.1	1.25	10.55	3.26	6.26	0.079	0.077	0.028	0.024	0.08	28.4	31.4	1.04	901	2.19	0.005	0.43	42.7	0.0432	18.7	0.001	<0.001	9.12	0.0004	0.011
C488	7.56	29.5	0.995	5.37	2.03	4.71	0.052	0.074	0.006	0.013	0.05	16.9	10.9	0.51	261	1.475	0.001	0.767	20.7	0.0067	18.7	<0.001	<0.001	12.1	0.0002	<0.002

Appendix 1. Description, localization and analytical data for the soil samples collected during the 2024 exploration campaign conducted by GeoExplore Survey on the Riley Brook property.

Sample_no.	Co	Cr	Cs	Cu	Fe (wt. %)	Ga (ppm)	Ge	Hf	Hg	In	K (wt. %)	La (ppm)	Li	Mg (wt. %)	Mn (ppm)	Mo	Na (wt. %)	Nb (ppm)	Ni	P (wt. %)	Pb (ppm)	Pd	Pt	Rb	Re	S (wt.%)
B068	17.6	102	5.6	15.05	3.1	8.68	0.212	0.041	0.1	0.045	0.05	62.8	28.4	1.03	988	1.56	0.009	0.576	46.5	0.0843	18.5	-0.001	-0.001	14.4	0.0009	0.082
C406	12.8	47.5	1.025	9.42	3.87	6.94	0.048	0.045	0.032	0.017	0.08	23.1	27.8	1.16	420	1.08	0.003	0.218	50.2	0.0376	18.4	<0.001	<0.001	8.59	<0.0002	0.007
N171	11	42.1	1.715	10.75	2.69	6.76	0.059	0.045	0.031	0.021	0.04	21.6	39.3	0.78	267	0.289	0.003	0.195	41.5	0.0227	18.35	0.001	0.001	12.5	0.0002	0.012
C388	7	25.7	2	7.02	2.72	7.42	0.04	0.045	0.061	0.022	0.09	15.25	17.9	0.39	242	0.197	0.004	1.115	19.4	0.0816	18.25	<0.001	0.001	20.3	0.0002	0.018
B180	11.35	49.6	4.5	19.25	3.86	7.53	0.047	0.138	0.116	0.038	0.07	17.3	35.2	0.75	641	1.145	0.004	0.824	48.1	0.0888	18.2	-0.001	-0.001	15.05	0.0003	0.037
C300-A	8.16	28.9	2.1	8.46	2.36	3.4	0.052	0.109	0.017	0.019	0.13	19.6	15.9	0.57	235	0.727	0.004	0.402	24.6	0.035	18.2	0.002	<0.001	10.35	<0.0002	0.007
C504	4.81	49	0.724	8.47	4.62	11.8	0.055	0.069	0.191	0.041	0.03	10.15	19.5	0.27	169.5	0.355	0.003	2.64	15.3	0.116	18.15	<0.001	0.001	7.42	<0.0002	0.057
C384	8.26	37.4	1.975	9.78	2.37	6.66	0.042	0.079	0.071	0.03	0.08	14	28.7	0.55	175.5	0.652	0.005	1.105	25	0.0274	18.15	<0.001	<0.001	13.4	<0.0002	0.02
C500-A	11.15	63.5	1.805	10.25	3.73	8.22	0.082	0.125	0.126	0.037	0.05	12.6	31.7	0.72	249	0.388	0.004	2.18	41.5	0.076	18.1	<0.001	<0.001	14.7	0.0002	0.026
C496	13	75.3	1.135	11.8	4.23	9.8	0.063	0.042	0.036	0.034	0.05	15.05	32.3	1.01	324	0.528	<0.001	1.54	49.1	0.0285	18.05	<0.001	<0.001	11.75	0.0005	0.009
C563	2.98	60.2	0.62	11.65	7.04	20	0.065	0.16	0.189	0.048	0.03	8.6	11.6	0.14	167.5	0.305	<0.001	7.19	13.8	0.1135	17.95	<0.001	<0.001	6.23	0.0005	0.064
C160-A	3.39	22.2	1.21	6.37	2.56	12.65	0.042	0.3	0.104	0.081	0.04	10.2	16.7	0.23	116	0.64	0.004	4.54	15.15	0.0465	17.85	<0.001	<0.001	10.65	0.0003	0.025
C372	4.6	16.35	1.435	4.25	1.8	5.29	0.04	0.011	0.049	0.013	0.08	15.25	10.5	0.25	135.5	0.239	0.004	0.858	12.85	0.081	17.85	<0.001	<0.001	14.15	<0.0002	0.017
C640	2.34	20.3	1.16	6.78	3.75	18.65	0.035	0.036	0.154	0.053	0.05	5.64	2.1	0.1	890	0.901	0.007	2.33	6.08	0.181	17.8	<0.001	0.001	11.85	<0.0002	0.074
C245	7.47	39	1.655	7.22	4.39	12.45	0.065	0.084	0.092	0.036	0.07	16.5	26.5	0.44	220	0.44	0.002	2.18	19.85	0.071	17.75	-0.001	-0.002	13.95	-0.0002	0.03
C418	2.97	51.5	0.798	4.54	3.85	8.86	0.033	0.438	0.214	0.031	0.03	10.05	10.9	0.14	93.5	0.393	0.049	2.7	10.1	0.1535	17.7	0.001	<0.001	5.03	0.0004	0.111
C454	3.05	11.2	0.895	2.97	1.11	4.21	0.044	0.027	0.017	0.011	0.05	17.25	6.1	0.18	78.2	0.25	0.002	1.45	9.44	0.0073	17.7	<0.001	<0.001	13.95	<0.0002	0.004
C122	6.59	15.7	5.49	5.4	1.55	4.93	0.068	0.011	0.019	0.022	0.18	27.6	16.3	0.37	396	0.362	0.002	0.447	14.9	0.0207	17.7	<0.001	<0.001	18.7	0.0002	0.009
C519	15.25	80.7	1.31	12.35	3.78	7.28	0.062	0.024	0.085	0.029	0.05	12.5	30.3	1.08	345	0.274	0.003	1.79	58	0.0502	17.6	<0.001	<0.001	12.85	0.0003	0.016
C498	6.96	37.4	1.475	6.93	2.77	7.76	0.049	0.161	0.137	0.031	0.03	15.45	23.8	0.35	120	0.691	0.001	2.7	21.3	0.0532	17.6	<0.001	<0.001	13.3	0.0006	0.031
B204	7.09	46.4	5.96	11.45	5.18	12.1	0.058	0.042	0.111	0.035	0.1	9.51	17.1	0.33	720	0.53	0.006	1.725	17.75	0.176	17.6	-0.001	-0.002	25.6	-0.0002	0.05
C359	7.4	33.8	1.75	8.17	3.46	9.01	0.039	0.113	0.09	0.033	0.08	13.9	21.8	0.4	188.5	0.23	0.005	1.68	20.7	0.0461	17.55	-0.001	-0.001	15.5	-0.0002	0.029
C239	5.14	15.7	3.29	5.35	2.23	11.55	0.08	0.025	0.058	0.047	0.06	19.45	13.8	0.24	440	0.574	<0.001	1.775	11.85	0.0441	17.55	<0.001	0.001	24.7	0.0002	<0.002
N067	8.92	63.4	3.13	16.35	4.48	8.26	0.044	0.02	0.091	0.042	0.03	9.25	34.1	0.52	286	0.331	0.003	1.115	18.95	0.0831	17.45	-0.001	-0.001	7.99	0.0004	0.032
B208	15.25	67.9	2.33	14.6	2.85	6.62	0.056	0.024	0.048	0.023	0.08	20.3	23.9	0.73	1375	1.005	0.006	0.365	44.7	0.0537	17.45	<0.001	<0.001	20.9	<0.0002	0.021
C410	6.5	37.1	1.365	9.57	2.21	6.68	0.028	0.21	0.13	0.03	0.07	13.65	21.6	0.4	143	0.305	0.005	1.12	18.95	0.0349	17.4	<0.001	<0.001	12	0.0002	0.033
C399	8.96	36.5	1.405	9.76	2.54	6.33	0.042	0.042	0.046	0.023	0.08	15.6	22.3	0.59	242	0.261	0.005	1.11	27.2	0.0193	17.4	<0.001	0.001	11.8	<0.0002	0.013
C247	14.2	55.8	4.14	12.8	3.34	9.13	0.158	0.111	0.085	0.045	0.17	33.4	54.1	0.86	1645	1.1	0.005	0.714	47.6	0.105	17.35	0.001	-0.002	24.3	0.0005	0.05
C335	11.45	42.7	1.86	10	2.74	6.35	0.039	0.029	0.037	0.024	0.09	16.9	22.3	0.67	286	0.332	0.002	1.235	31	0.022	17.35	<0.001	<0.001	14.3	<0.0002	0.01
N149	6.16	84.8	1.985	10.85	8	14.05	0.069	0.23	0.262	0.056	0.05	14.55	42.7	0.25	223	0.58	0.004	0.901	19.55	0.26	17.3	0.005	0.005	9.56	0.0007	0.065
C517	14.65	72.7	0.99	11.7	3.6	6.43	0.064	0.062	0.064	0.029	0.03	13.15	28.3	1.07	327	0.489	0.002	1.875	53.1	0.0396	17.2	<0.001	<0.001	9.47	<0.0002	0.02
N083	5.96	60.4	1.145	9.48	5.36	10.25	0.066	0.171	0.148	0.035	0.04	12.35	19	0.2	532	0.328	0.001	0.341	16.75	0.167	17.15	-0.001	-0.001	18.45	0.0002	0.043
C302	3.45	23.5	1.715	4.25	3.32	8.13	0.029	0.127	0.13	0.027	0.05	12.25	17.3	0.17	83.9	0.299	0.003	1.96	10.05	0.0759	17.15	0.001	<0.001	12.1	<0.0002	0.029
N140	9.5	61.2	3.74	20.3	4.45	6.01	0.051	0.18	0.233	0.045	0.03	11.15	49.8	0.46	257	0.479	0.004	0.613	38.7	0.1135	17.05	0.002	0.002	14.3	0.0002	0.058
C419	7.18	65	0.873	9.8	5.35	11.6	0.053	0.085	0.192	0.048	0.04	9.67	15.9	0.24	584	0.43	0.008	3.91	14.85	0.255	16.95	-0.001	-0.002	9.87	0.0002	0.08
C059	5.8	22.9	2.72	4.9	1.75	2.62	0.066	0.028	0.008	0.013	0.1	20.5	12.4	0.38	199.5	0.141	0.003	0.227	17.8	0.0357	16.95	-0.001	-0.001	8.72	-0.0002	-0.002
C160	5.65	30	1.58	9.85	2.92	11.35	0.051	0.582	0.118	0.116	0.04	12.4	25.3	0.34	157	0.578	0.003	5.41	24.9	0.051	16.9	<0.001	<0.001	12.35	0.0003	0.033
C473	7.19	43.1	0.898	5.58	2.8	5.4	0.027	0.085	0.065	0.024	0.03	13.15	24.3	0.41	129.5	0.396	0.006	2.45	25.2	0.0432	16.9	<0.001	<0.001	9.5	0.0002	0.024
C140	5.34	21.7	3.15	6.25	2.83	15.4	0.041	0.388	0.114	0.131	0.08	19.1	28	0.35	193	0.567	0.012	6.23	21.3	0.0423	16.85	-0.001	0.005	17.6	-0.0002	0.078
C430	9.33	37.9	1.815	8.96	2.69	6.6	0.037	0.036	0.063	0.024	0.1	20.4	19.9	0.71	285	0.327	0.004	1.035	27.3	0.0269	16.85	<0.001	<0.001	13.45	<0.0002	0.016
C051	13.65	59.2	2.14	14	4.37	5.87	0.061	0.088	0.073	0.044	0.06	12.25	33.4	0.82	407	1.205	0.013	1.38	41.5	0.0652	16.8	<0.001	0.002	12.75	<0.0002	0.047
C260-A	12.8	39	3.54	14.35	2.62	4.41	0.109	0.029	0.037	0.02	0.09	39.4	27.2	0.68	916	0.32	0.005	0.32	33.9	0.022	16.8	-0.001	0.002	12.75	0.0003	0.005
C211	1.87	8.66	0.88	3.54	2.91	21.5	0.082	0.382	0.214	0.198	0.04	15.55	4.6	0.06	608	0.755	0.005	6.31	4.68	0.256	16.75	<0.001	<0.001	7.78	<0.0002	0.058
C385	8.61	27.5	0.854	6.61	1.67	5.91	0.031	0.004	0.028	0.015	0.09	12.65	14.6	0.59	238	0.338	0.004	0.557	23.1	0.0163	16.4	<0.001	<0.001	11	<0.0002	0.011
B005	21.9	91.5	3.85	23.9	4.36	11.65	0.156	0.076	0.055	0.046	0.06	40.7	31.5	1.34	1205	0.87	0.008	0.853	57.4	0.043	16.35	-0.001	-0.002	18.6	0.0003	0.01
C143	8.25	33.7	3.36	7.98	2.38	7.1	0.151	0.069	0.068	0.055	0.12	40.7	38.1	0.59	780	0.669	0.002	0.992	30.7	0.0277	16.35	<0.001	<0.001	23.3	0.0006	0.014
C186	4.38	22	4.72	4.88	2.54	11.15	0.04	0.159	0.117	0.082	0.07	22.6	40.8	0.37	216	1.81	0.003	2.42	15.05	0.0398	16.3	<0.001	<0.001	13.75	0.0002	0.028
C480	4.85	38.2	1.04	7.17	4.06	8.71	0.059	0.038	0.057	0.033	0.04	11.2	21.2	0.27	109.5	0.346	<0.001	2.38	15.75	0.0567	16.3	0.001	0.001	15.05	0.0003	0.025
C493	7.15	45.9	1.115	8.51	2.83	8.01	0.053	0.014	0.042	0.018	0.05	12.6	13.9	0.56	199.5	0.569	<0.001	1.78	27	0.0345	16.3	<0.001	<0.001	12.65	0.0003	0.014
C478	7.57	46.8	0.922	8.08	3.03	6.55	0.043	0.019	0.078	0.024	0.03	10.9	19.2	0.54	351	0.238	0.002	1.43	26.1	0.0568	16.25	0.001	<0.001	9.72	0.0002	0.023
C477	1.35	12.55	1.06	1.94	1.9	7.64	0.06	0.013	0.053	0.015	0.03	16.2	6.6	0.08	136	0.194	0.002	0.789	4.3	0.0754	16.25	<0.001	0.001	9.37	<0.0002	0.013
N035	8.55	40.6	3.35	24.6	4.09	4.79	0.052	0.139	0.085	0.029	0.03	16.3	24.9	0.3	438	0.394	-0.001	0.284	35	0.0562	16.2	-0.001	-0.001	13.85	-0.0002	0.01
B116	3.95	54.7	2.29	7.15	7.83	16.6	0.186	0.135	0.172	0.052	0.07	10.75	20.8	0.18	310	0.898	0.006	2.98	10.15	0.323	16.15	-0.001	0.001	17.75	0.0003	0.066
C531	11.15	55.2	2.2	12.15	3.76	7.08	0.056	0.041	0.055	0.032	0.04	17.9	26.1	0.72	295	0.448	0.005	1.3	35.8	0.0555	16	<0.001	0.001	10.85	<0.0002	0.024
N063	7.92	53.1	1.25	9.06	4.14	7.46	0.043	0.216	0.112	0.036	0.02	10.05	35.3	0.5	157	0.446	0.004	0.812	42.2	0.0919	15.95	0.002	0.001	7.69	0.0003	0.038
B231	6.04	39.2	1.22	9.48	2.94	6.78	0.047	0.322	0.117	0.046	0.04	18	26.1	0.37	145.5	0.469	0.004	1.37	24.6	0.0556	15.95	-0.001	-0.001	12.35	-0.0002	0.043

Appendix 1. Description, localization and analytical data for the soil samples collected during the 2024 exploration campaign conducted by GeoExplore Survey on the Riley Brook property.

Sample_no.	Co	Cr	Cs	Cu	Fe (wt. %)	Ga (ppm)	Ge	Hf	Hg	In	K (wt. %)	La (ppm)	Li	Mg (wt. %)	Mn (ppm)	Mo	Na (wt. %)	Nb (ppm)	Ni	P (wt. %)	Pb (ppm)	Pd	Pt	Rb	Re	S (wt.%)
C178	10.1	32	3.36	11.1	3.02	4.63	0.033	0.105	0.058	0.026	0.17	15.3	30.7	0.67	265	0.229	0.007	0.748	31.4	0.0209	15.95	0.001	-0.001	20.7	-0.0002	0.018
C511	7.08	42.8	1.245	8.65	3.48	8.72	0.054	0.011	0.079	0.031	0.04	11.3	22.1	0.51	801	0.257	0.001	1.06	25.2	0.151	15.9	<0.001	<0.001	14.05	<0.0002	0.033
C397	6.95	30.6	1.495	7.68	2.78	7.67	0.049	0.003	0.04	0.017	0.08	15.25	22.2	0.41	197.5	0.457	0.006	1.06	21.2	0.0689	15.9	<0.001	<0.001	18.85	0.0008	0.019
C259	10.15	35.3	5.13	15.5	2.87	4.45	0.026	0.084	0.048	0.018	0.14	15.3	21.9	0.65	393	0.191	0.005	0.604	38.7	0.0358	15.9	0.001	0.005	25.2	0.0002	0.009
C056	4.79	23.2	2.43	6.37	2.72	14	0.042	0.273	0.154	0.033	0.1	11.15	23.7	0.19	94.6	0.491	0.004	5.99	14	0.0539	15.9	-0.001	-0.001	9.6	0.0009	0.045
C047	0.335	3.61	1.64	1.9	0.9	4.54	0.057	0.224	0.059	0.016	0.03	5.02	0.5	0.02	94.5	0.46	0.008	6.14	1.8	0.022	15.9	-0.001	-0.002	5.17	0.0002	0.02
C438	5.33	21.7	1.49	5.81	1.45	5.8	0.042	0.028	0.057	0.018	0.06	16.8	10.8	0.36	140	0.397	<0.001	0.852	15.9	0.0154	15.85	<0.001	<0.001	13.1	<0.0002	0.008
C071	3.62	26.9	0.649	3.07	3.14	13.5	0.049	0.718	0.112	0.091	0.04	12.65	23	0.16	69.7	0.282	0.003	6.9	13.35	0.0301	15.8	<0.001	0.001	10	<0.0002	0.031
N022	11.85	52.2	2.37	22.7	4.67	8.87	0.046	0.083	0.069	0.041	0.03	11.45	35.8	0.7	277	0.457	0.004	0.692	35.1	0.107	15.7	0.001	0.001	8.13	-0.0002	0.026
C095	5.09	23.8	2.54	6.16	3.4	10.95	0.052	0.202	0.152	0.032	0.14	25.8	22.5	0.32	155	0.325	0.003	2.05	12.8	0.237	15.65	<0.001	<0.001	17.45	0.0003	0.033
C528	3.71	45.2	1.07	4.78	5.85	15.75	0.057	0.181	0.15	0.054	0.03	8.8	20.8	0.21	120	0.411	0.003	2.93	12.45	0.0698	15.6	<0.001	<0.001	6.18	<0.0002	0.052
B114	1.675	21	0.966	8.99	4.3	22.8	0.056	0.083	0.098	0.048	0.04	7.81	10.6	0.08	114	3.34	0.003	0.495	5.14	0.0377	15.6	0.001	-0.001	12.65	-0.0002	0.024
C044	4.83	31.5	0.939	5.41	2.96	14.45	0.044	0.806	0.215	0.118	0.05	11.25	21.7	0.25	154.5	0.545	0.002	5.33	20.5	0.0718	15.4	0.001	<0.001	8.99	<0.0002	0.059
C120	3.77	19.05	8.18	3.58	1.86	5.57	0.038	0.009	0.015	0.02	0.14	36.3	7.3	0.25	161.5	0.488	0.012	0.532	9.55	0.0111	15.4	-0.001	-0.001	18.85	-0.0002	0.018
C377	11.8	46.1	1.825	9.94	3.06	6.57	0.042	0.187	0.133	0.026	0.08	15.4	29.1	0.66	314	0.347	0.005	1.19	39.2	0.0784	15.35	<0.001	0.001	14.4	0.0002	0.026
C173	2.64	13.5	0.997	4.89	2.47	17.2	0.062	0.688	0.081	0.117	0.05	19.1	18.1	0.12	152	0.354	0.005	9.44	7.09	0.0513	15.35	0.001	<0.001	12.05	0.0003	0.034
C443	4.23	39.8	0.905	6.22	3.86	8.13	0.027	0.089	0.073	0.027	0.04	13.1	15.7	0.22	115	0.333	0.002	1.89	12.35	0.118	15.35	<0.001	<0.001	13.2	0.0002	0.024
B291	4.14	32.5	3.79	7.4	3.99	10.5	0.07	0.216	0.202	0.062	0.06	21.8	36.4	0.22	198.5	0.43	0.005	1.27	15.3	0.079	15.3	0.002	-0.002	26.1	-0.0002	0.05
N190	11.45	86	2.35	13.1	6.15	12	0.05	0.135	0.12	0.042	0.02	9.59	46.8	0.87	234	0.241	0.003	0.658	27.1	0.202	15.25	-0.001	-0.001	4.46	0.0002	0.04
C028	8.92	34.1	4.39	11.05	2.58	2.98	0.023	0.189	0.079	0.03	0.1	14.7	21.7	0.36	209	0.243	0.007	1.28	27.6	0.0565	15.25	<0.001	<0.001	16.35	<0.0002	0.038
B064	6.03	65.8	2.1	11.05	5.39	8.46	0.066	0.147	0.169	0.047	0.02	8.08	35.2	0.34	133.5	2.03	0.004	2.85	22.2	0.0561	15.25	-0.001	-0.001	5	-0.0002	0.048
B290	6.66	37.3	1.66	10.9	2.98	11.5	0.101	0.693	0.141	0.047	0.08	29.8	17.4	0.31	334	0.516	0.005	2.14	24.5	0.1045	15.2	0.001	0.001	19.05	0.0004	0.042
B218	11.35	64.8	1.685	13.2	3.36	10.85	0.054	0.081	0.078	0.029	0.05	12	17.5	0.6	683	0.4	0.006	1.745	30	0.112	15.2	-0.001	-0.002	13.85	-0.0002	0.03
B241	5.37	37.6	3.27	8.73	6.7	13.6	0.073	0.07	0.147	0.067	0.05	17.5	26.4	0.22	232	1.48	0.008	1.68	15.05	0.14	15.2	0.002	-0.002	19.6	-0.0002	0.07
B199	13.2	79.4	2.65	15.55	3.18	8.4	0.071	0.02	0.078	0.03	0.07	16.15	24.6	0.91	1125	0.76	0.006	0.725	43.9	0.07	15.15	-0.001	-0.002	20.9	0.0004	0.05
C073	4.78	26.8	1.19	6.98	2.56	9.45	0.048	0.438	0.169	0.062	0.05	12.8	21.8	0.3	139	0.43	<0.001	6.79	17.65	0.0446	15.1	<0.001	<0.001	12.3	<0.0002	0.021
C003	9.37	28.9	2.25	8.59	2.02	3.71	0.025	0.082	0.021	0.019	0.07	12.7	15.9	0.49	240	0.14	0.002	0.544	25.4	0.0119	15.05	<0.001	<0.001	11.75	<0.0002	0.006
B128	10	71	1.03	14.1	4.24	9.01	0.047	0.225	0.129	0.041	0.02	5.78	13.9	0.42	375	0.401	0.007	2.33	23	0.111	15	0.001	0.001	5.81	-0.0002	0.071
C581	4.31	50.7	1.565	6.99	5.64	14.1	0.09	0.238	0.197	0.07	0.04	15.35	17.8	0.26	255	0.848	<0.001	1.55	12.95	0.232	15	0.001	<0.001	11.35	<0.0002	0.065
C482	6.38	44.4	1.325	7.63	3.08	8.14	0.047	0.091	0.133	0.03	0.03	11.7	21.8	0.39	166	0.498	0.001	2.63	22.7	0.0682	14.9	<0.001	<0.001	13.25	0.0004	0.032
N064	8.1	38.6	1.55	11.5	3.13	6.71	0.042	0.016	0.072	0.026	0.04	12.35	18.9	0.38	459	1	0.006	0.723	25	0.0895	14.9	0.003	0.002	9.6	0.0008	0.045
C022	5.98	34.5	1.38	6.7	4.41	11.7	0.047	0.085	0.128	0.04	0.07	11.9	27.8	0.2	184	0.31	0.004	3.15	12.15	0.159	14.9	-0.001	-0.002	14.6	-0.0002	0.05
C303	3.43	16.4	1.48	4.75	2.3	12	0.029	0.234	0.109	0.05	0.04	14.6	9.8	0.16	194.5	0.381	0.003	2.99	8.99	0.1475	14.85	0.001	<0.001	9.92	0.0002	0.04
N131	10	42.5	1.495	14.4	3.43	7.61	0.057	0.011	0.058	0.023	0.04	17.4	23.2	0.59	616	0.674	0.004	0.578	30.1	0.0643	14.85	-0.001	-0.001	10.7	-0.0002	0.041
C096	4.31	25.1	2.13	6.02	2.67	7.22	0.033	0.333	0.206	0.045	0.09	10.75	26	0.24	131	0.465	<0.001	3.09	14.45	0.059	14.8	<0.001	<0.001	10.6	0.0002	0.042
B262	12.15	59.1	2.52	23.1	4.1	7.5	0.047	0.04	0.073	0.028	0.09	24.7	26.1	0.69	719	0.891	0.015	0.497	55.2	0.0743	14.75	<0.001	<0.001	15.9	0.0002	0.034
C055	5.46	22.4	4.78	7.87	1.92	8.77	0.047	0.115	0.161	0.029	0.25	18.15	35.4	0.39	181.5	0.21	0.011	1.71	17.65	0.041	14.75	-0.001	-0.002	19.3	0.0002	0.03
C230	5.48	28.6	1.71	6.93	2.56	9.32	0.049	0.067	0.095	0.052	0.05	13.6	18.8	0.28	292	0.63	0.004	2.42	17.95	0.06	14.7	0.001	-0.002	13.45	0.0003	0.04
C205	8.45	34.4	2.09	7.4	3.43	9.89	0.062	0.098	0.08	0.05	0.09	18.45	26	0.46	221	0.37	0.005	2.41	25	0.182	14.7	-0.001	-0.002	14.4	-0.0002	0.03
N010	18.95	85	2.52	19.45	3.78	6.21	0.041	0.048	0.049	0.025	0.03	10.8	25.7	1.42	529	0.504	0.005	0.765	70.6	0.0525	14.65	-0.001	-0.001	5.93	0.0002	0.018
N224	4.92	64.2	1.69	10.7	6.13	13.35	0.055	0.122	0.138	0.039	0.04	20	33.4	0.24	429	0.768	0.009	0.513	17.3	0.1435	14.6	-0.001	-0.001	10.4	-0.0002	0.057
C043	2.86	17.6	0.771	4.3	3.58	17.95	0.048	0.271	0.097	0.067	0.03	10.7	11.3	0.15	159	0.507	0.003	7.15	8.39	0.0702	14.6	<0.001	<0.001	6.56	0.0002	0.032
N042	14.05	58.1	1.93	23.3	4.14	6.24	0.04	0.249	0.084	0.035	0.03	11.3	32	0.77	276	0.351	0.001	0.651	49.4	0.0737	14.55	-0.001	-0.001	9.76	-0.0002	0.022
C116	6.59	27	2.89	6.75	2.67	11.25	0.05	0.266	0.237	0.047	0.08	12.1	26.6	0.18	289	0.467	0.001	3.25	16.8	0.158	14.55	<0.001	<0.001	13.6	0.0002	0.134
C175	9.19	51.3	1.295	8.95	4.42	9.01	0.056	0.095	0.121	0.055	0.07	11.9	32.1	0.42	253	0.49	0.005	1.77	23.3	0.182	14.55	-0.001	-0.002	10.85	-0.0002	0.05
C249	11.2	57.7	1.98	12.55	4.58	7.98	0.06	0.087	0.161	0.047	0.06	10.25	41.4	0.47	191	0.6	0.003	2.91	43.2	0.121	14.5	0.003	-0.002	14.9	-0.0002	0.05
B140	9.04	66.5	4.97	15.25	4.14	13	0.055	0.061	0.222	0.039	0.03	5.6	22.1	0.49	728	0.93	0.007	2.51	20	0.1405	14.5	0.001	0.001	4.69	-0.0002	0.069
C070	8.38	24.1	2.76	7.1	2.33	4.9	0.036	0.093	0.044	0.024	0.17	14.6	29.8	0.4	207	0.231	0.005	1.19	22.1	0.0258	14.5	<0.001	<0.001	19.5	0.0002	0.014
C338	6.01	28.3	1.405	5.87	2.64	7.42	0.03	0.175	0.101	0.032	0.07	12.45	17.9	0.31	151	0.356	<0.001	2.34	17.8	0.112	14.4	<0.001	<0.001	11.3	0.0003	0.028
N136	3.65	28.2	0.665	7.15	3.58	6.52	0.037	0.059	0.049	0.023	0.04	13.4	22.1	0.19	132	0.227	0.003	0.431	12.9	0.0703	14.4	-0.001	-0.001	7.13	-0.0002	0.02
C479	2.68	19.5	1.1	3.82	3.17	8.09	0.029	0.01	0.079	0.022	0.04	12.45	7.7	0.11	128	0.355	0.007	2.14	6.36	0.145	14.4	0.001	<0.001	13.5	0.0002	0.027
B289	4.18	49.3	1.27	11.4	5.18	9.73	0.052	0.027	0.132	0.052	0.04	12.75	19.2	0.18	292	0.48	0.008	1.585	12.8	0.072	14.35	-0.001	-0.002	19.45	-0.0002	0.05

Appendix 1. Description, localization and analytical data for the soil samples collected during the 2024 exploration campaign conducted by GeoExplore Survey on the Riley Brook property.

Sample_no.	Co	Cr	Cs	Cu	Fe (wt. %)	Ga (ppm)	Ge	Hf	Hg	In	K (wt. %)	La (ppm)	Li	Mg (wt. %)	Mn (ppm)	Mo	Na (wt. %)	Nb (ppm)	Ni	P (wt. %)	Pb (ppm)	Pd	Pt	Rb	Re	S (wt.%)
C439	8.58	28.3	1.025	8	1.57	5.52	0.03	0.017	0.032	0.012	0.06	11.35	16.4	0.62	196	0.165	<0.001	0.453	24.9	0.0177	14.35	<0.001	<0.001	12.6	<0.0002	0.006
C029	4.7	25	7.1	3.63	2.18	6.42	0.02	0.094	0.043	0.015	0.16	9.8	9.2	0.25	242	0.128	0.004	1.085	9.21	0.202	14.35	0.003	0.001	26	<0.0002	0.014
N091	12.6	48.2	2.81	15.55	4.12	5.22	0.042	0.162	0.073	0.049	0.03	10.95	27.1	0.5	202	0.302	0.002	0.275	42.6	0.0686	14.3	-0.001	-0.001	9.09	0.0002	0.015
C411	8.44	30.1	1.51	7.37	1.88	5.8	0.027	0.013	0.043	0.018	0.1	16	15.6	0.59	287	0.211	0.005	0.565	21.5	0.0222	14.25	<0.001	<0.001	14.3	<0.0002	0.014
C400	9.91	34.6	1.4	8.22	2.02	6.1	0.04	0.022	0.019	0.015	0.07	14.95	20.9	0.68	236	0.171	0.004	0.65	30	0.008	14.25	<0.001	<0.001	12.45	<0.0002	0.005
C077	8.46	44.3	1.95	12.2	3.05	8.07	0.172	0.112	0.088	0.035	0.1	54.6	39.4	0.42	754	1.18	0.003	1.015	31.4	0.0764	14.25	<0.001	0.001	15.75	0.0006	0.03
C206	8.06	28.5	0.963	8.48	3.08	4.49	0.03	0.066	0.069	0.026	0.08	12.55	27.9	0.44	260	0.32	0.006	0.997	22.4	0.0418	14.25	-0.001	-0.001	8.66	0.0003	0.035
N013	3.54	53.1	2.09	10.55	6.91	12	0.043	0.066	0.141	0.039	0.07	13.65	15	0.17	177.5	0.397	0.011	0.504	12.2	0.155	14.25	-0.001	-0.001	25.7	0.0002	0.062
C091	8.62	18.45	3.36	5.46	1.47	4.82	0.026	0.008	0.022	0.012	0.12	15.35	17.3	0.44	416	0.771	0.002	0.478	20.9	0.0112	14.25	<0.001	<0.001	14.9	0.0002	0.007
C604	3.74	37.1	1.095	6.24	4.32	16.35	0.06	0.037	0.135	0.066	0.03	7.45	11.4	0.18	262	0.648	<0.001	2.02	10.55	0.0889	14.2	<0.001	<0.001	5.58	0.0002	0.052
C181	8.97	34.5	1.79	8.7	2.89	8.71	0.027	0.19	0.1	0.043	0.05	11.8	32.1	0.33	134	0.368	<0.001	1.985	29.8	0.072	14.15	<0.001	<0.001	12.95	0.0002	0.023
C580	3.17	34.8	1.295	6.64	4.04	14.65	0.056	0.028	0.136	0.043	0.04	8.38	7.8	0.21	232	0.571	<0.001	1.98	12.1	0.131	14.15	0.001	<0.001	10.6	0.0004	0.044
B233	9.85	57.8	1.55	17	3.72	5.88	0.047	0.02	0.123	0.032	0.05	13.9	27.1	0.64	752	0.646	0.002	0.711	38.1	0.127	14.1	-0.001	-0.001	10.85	-0.0002	0.043
C509	9.37	56.7	0.897	10.2	3.7	7.53	0.046	0.282	0.112	0.035	0.02	9.09	28.2	0.55	208	0.292	0.002	2	28.9	0.0798	14.1	<0.001	<0.001	8.82	0.0002	0.031
C180	5.12	26.9	1.465	6.67	3.39	16.05	0.033	0.397	0.161	0.102	0.04	15.1	22.7	0.26	285	0.422	0.003	3.56	17.55	0.0768	14	<0.001	<0.001	7.61	<0.0002	0.041
C242	7.7	36.1	1.365	8.43	2.51	5.76	0.038	0.327	0.092	0.064	0.04	17.2	21.3	0.57	399	0.402	0.003	2.39	27.5	0.0389	14	<0.001	<0.001	9.75	0.0002	0.023
C436	3.32	22.7	1.375	9.12	1.86	7.45	0.046	0.099	0.099	0.022	0.05	18.4	16.1	0.21	92.9	0.293	<0.001	1.335	9.69	0.0321	14	<0.001	<0.001	11.95	<0.0002	0.021
C240	4.2	24	1.42	6.69	2.23	12.4	0.045	0.1	0.179	0.059	0.04	14.8	16.2	0.22	1665	0.461	<0.001	3.02	12.75	0.1005	13.95	<0.001	0.001	10.4	<0.0002	0.03
C510	12.3	56.3	1.08	9.78	3.8	7.5	0.057	0.129	0.093	0.037	0.03	11.65	29.2	0.71	251	0.281	<0.001	1.645	42.2	0.0536	13.95	<0.001	<0.001	8.62	0.0004	0.027
C276	6.92	33.5	1.945	7	3.52	7.92	0.065	0.058	0.064	0.038	0.06	23.1	25.7	0.47	212	0.709	0.004	1.53	23.5	0.0613	13.95	0.002	<0.001	11.8	0.0002	0.021
C353	8.78	45.9	1.48	9.15	3.53	7.3	0.028	0.18	0.116	0.033	0.06	12.9	25.6	0.51	210	0.379	0.008	1.69	24.3	0.0988	13.9	<0.001	<0.001	10.85	0.0004	0.043
C514	4.83	42.6	1.115	8.39	3.1	7	0.05	0.331	0.123	0.038	0.03	9.77	24.6	0.29	115	0.38	0.001	2.11	19.05	0.051	13.9	<0.001	0.001	8.99	<0.0002	0.039
C396	6.79	23	1.11	4.51	1.8	5.2	0.041	0.003	0.023	0.017	0.07	15.75	20.4	0.4	245	1.81	0.004	0.466	17.4	0.0256	13.9	<0.001	<0.001	14.15	0.0005	0.012
C497	7.06	54.2	1.115	8.78	3.88	10.2	0.045	0.176	0.093	0.03	0.03	10.9	24	0.39	139.5	0.867	<0.001	2.63	24.5	0.0405	13.9	<0.001	<0.001	7.91	<0.0002	0.026
C516	5.32	42.7	1.07	5.61	4.04	8.93	0.067	0.048	0.099	0.05	0.03	10.75	26.8	0.33	173	0.636	0.003	2.29	18.45	0.0599	13.9	<0.001	<0.001	8.31	0.0006	0.037
C123	7.34	20.5	3.57	6.49	2.09	5.27	0.044	0.03	0.029	0.028	0.17	21.1	28	0.43	219	0.36	0.003	0.604	23.7	0.0148	13.9	<0.001	<0.001	17.65	0.0002	0.009
C060	7.03	31.8	3.82	7.65	2.67	5.54	0.041	0.215	0.08	0.028	0.1	16.85	20	0.34	217	0.202	0.007	1.585	24	0.0726	13.9	0.002	0.005	16.45	0.0002	0.026
C121	9.01	25.7	3.39	5.98	2.33	4.72	0.072	0.107	0.05	0.021	0.11	28.7	32.6	0.37	2160	3.22	0.002	0.585	24	0.0546	13.9	<0.001	<0.001	14.7	0.0002	0.019
C209	9.46	33.2	1.655	6.79	2.6	6.93	0.029	0.229	0.056	0.046	0.04	13.15	22.3	0.47	228	0.418	0.002	2.47	34.1	0.0293	13.85	<0.001	<0.001	8.68	<0.0002	0.016
N191	7.97	71.8	1.715	22.3	5.62	6.14	0.041	0.252	0.248	0.044	0.03	10.95	41.7	0.33	262	0.426	0.005	0.615	29	0.1605	13.85	-0.001	-0.001	10.6	-0.0002	0.079
C289	13.1	34.9	2.68	13.5	3.34	4.09	0.09	0.079	0.018	0.02	0.16	32.5	19.8	0.61	392	0.189	0.004	0.126	34.6	0.0352	13.85	0.003	-0.001	14.75	-0.0002	0.002
C374	10.85	30.9	2.19	6.19	2.1	4.63	0.07	0.031	0.015	0.02	0.14	27.4	21.5	0.65	379	0.279	0.007	0.38	29.9	0.0286	13.85	<0.001	<0.001	15.6	0.0003	0.006
C449	8.23	54.5	1.065	6.42	3.05	7.47	0.031	0.166	0.114	0.024	0.03	10.4	16.9	0.56	302	0.29	0.004	2.89	27.6	0.0892	13.8	<0.001	<0.001	11.25	<0.0002	0.037
B089	6.54	53.4	0.988	9.8	6.36	14.65	0.038	0.072	0.111	0.058	0.05	9.15	21.1	0.34	243	0.74	0.004	2.42	21.4	0.0952	13.8	-0.001	-0.001	11.6	-0.0002	0.049
B278	3.35	39	3.98	7.01	6.76	11	0.07	0.046	0.2	0.059	0.06	20.7	31.4	0.19	230	0.49	0.004	1.515	12.45	0.205	13.8	0.002	-0.002	21.2	0.0002	0.06
C050	11.4	51.6	2.02	9.3	5.16	7.29	0.052	0.126	0.082	0.037	0.1	18.5	52.1	0.69	427	0.42	0.002	0.612	34.6	0.217	13.8	0.002	-0.002	18.6	-0.0002	0.03
C144	12.7	22.3	1.42	5.5	1.81	6.58	0.039	0.013	0.028	0.022	0.11	15.15	19.1	0.52	692	0.55	0.005	0.682	22.3	0.0187	13.8	<0.001	<0.001	14.55	0.0005	0.013
B139	4.62	37.8	1.295	7.19	3.57	8.42	0.041	0.172	0.135	0.035	0.04	8	21.4	0.32	148.5	0.379	0.004	1.245	20.8	0.17	13.75	-0.001	0.001	8.42	-0.0002	0.061
C146	10.55	44.4	1.225	9.15	3.95	6.8	0.023	0.123	0.087	0.04	0.06	14.75	32.5	0.7	305	0.661	0.007	1.64	28.7	0.0314	13.75	-0.001	0.001	9.61	0.0002	0.031
C461	10.2	40.7	0.863	8.49	2.44	6.47	0.04	0.016	0.026	0.019	0.05	12.55	22	0.73	416	0.488	<0.001	0.544	28.8	0.0255	13.7	<0.001	<0.001	9.96	<0.0002	0.009
B107	13	48.5	2	17.35	2.8	8.98	0.064	0.29	0.041	0.03	0.05	13.8	20.4	0.73	417	0.428	0.002	0.564	44.6	0.0289	13.7	-0.001	-0.001	11.55	-0.0002	0.01
C232	1.975	14.5	1.18	3.13	2.25	16.85	0.051	0.371	0.136	0.07	0.04	13.7	6	0.08	114	0.422	<0.001	4.47	5.62	0.198	13.7	<0.001	<0.001	12.25	0.0002	0.025
C358	8.54	36.1	1.46	6.92	2.83	7.18	0.033	0.029	0.054	0.023	0.08	11.5	26.4	0.47	513	0.165	0.007	0.878	22.9	0.0637	13.65	-0.001	-0.001	14	-0.0002	0.02
B203	5.67	52.1	3.57	12.3	4.12	12.05	0.052	0.03	0.137	0.037	0.08	11.25	27.6	0.34	594	0.43	0.006	1.935	17.35	0.127	13.65	-0.001	-0.002	22.1	-0.0002	0.03
B189	4.79	37	2.89	9.73	5.56	9.89	0.036	0.242	0.143	0.045	0.04	9.84	30.3	0.24	366	0.844	-0.001	0.935	18.1	0.151	13.6	-0.001	-0.001	9.4	-0.0002	0.058
C525	10.6	57.1	0.966	11.6	3.05	5.82	0.055	0.101	0.094	0.048	0.03	12.45	23.8	0.72	291	0.476	0.002	2.05	37.7	0.0597	13.6	0.002	<0.001	7.92	0.0003	0.029
B137	5.27	40	1.475	7.66	3.77	7.19	0.055	0.233	0.118	0.038	0.05	10.8	23.3	0.29	175.5	0.802	0.005	1.43	22.4	0.235	13.6	0.001	0.001	12	-0.0002	0.056
C306	8.98	31.1	2.07	6.9	2.95	6.62	0.032	0.071	0.058	0.028	0.09	13.8	27.2	0.47	215	0.455	0.004	1.26	24	0.0524	13.6	<0.001	<0.001	14.85	0.0002	0.019
N051	15.8	63.5	2.78	25.7	4.42	8.81	0.054	0.021	0.081	0.038	0.03	7.62	34	0.87	333	0.424	0.002	0.688	48	0.0509	13.55	-0.001	-0.001	9.36	0.0003	0.014
N164	10.15	57.7	3.87	16.8	5.01	6.29	0.057	0.16	0.161	0.043	0.04	12.7	51.5	0.44	325	0.377	0.004	0.49	53.5	0.217	13.55	0.002	0.002	14.65	-0.0002	0.058
C340-A	9.6	43.4	4.69	13.35	3.19	6.15	0.028	0.017	0.129	0.029	0.08	14.25	29.3	0.54	283	0.537	0.005	1.675	31.7	0.0444	13.55	-0.001	0.005	20	0.0005	0.025

Appendix 1. Description, localization and analytical data for the soil samples collected during the 2024 exploration campaign conducted by GeoExplore Survey on the Riley Brook property.

Sample_no.	Co	Cr	Cs	Cu	Fe (wt. %)	Ga (ppm)	Ge	Hf	Hg	In	K (wt. %)	La (ppm)	Li	Mg (wt. %)	Mn (ppm)	Mo	Na (wt. %)	Nb (ppm)	Ni	P (wt. %)	Pb (ppm)	Pd	Pt	Rb	Re	S (wt.%)
C226	11.15	41	2.27	11.95	2.84	5.94	0.033	0.024	0.026	0.022	0.09	17.9	30.5	0.71	537	0.309	0.007	0.497	37.5	0.0308	13.55	<0.001	<0.001	15.35	<0.0002	0.013
C392	8.14	34.1	0.775	6.46	2.49	5.14	0.041	0.009	0.014	0.012	0.05	14.8	13.4	0.56	265	0.153	0.002	0.531	23.3	0.0168	13.55	<0.001	<0.001	11.75	<0.0002	0.004
B034	3.3	20.3	0.552	6.17	3.99	17.3	0.074	0.513	0.173	0.075	0.03	12.95	9.2	0.11	126	1.71	0.007	7.4	6.11	0.11	13.5	-0.001	-0.002	6.27	0.0002	0.07
C194	6.7	34.7	2.79	9.94	4.41	10.3	0.027	0.018	0.054	0.039	0.09	11.05	28.3	0.46	211	0.432	0.005	2.43	23.9	0.0892	13.5	-0.001	0.004	24.5	0.0011	0.023
C082	9.59	31.8	2.22	9.98	2.39	4.85	0.07	0.077	0.039	0.023	0.13	30.9	24.7	0.57	346	0.187	0.001	0.504	32.4	0.0373	13.45	<0.001	<0.001	14.15	<0.0002	0.01
C328	6.28	32.6	2.13	6.72	3.29	6.47	0.036	0.025	0.087	0.029	0.06	9.12	23.7	0.34	152	0.286	0.005	1.34	16.45	0.0526	13.45	-0.001	-0.001	10.7	-0.0002	0.032
B078	8.02	51.2	2.27	11.9	4.33	8.09	0.047	0.199	0.29	0.07	0.04	10.55	26.5	0.37	445	0.8	0.007	2.87	25.8	0.142	13.4	-0.001	-0.002	10.4	-0.0002	0.05
C142	3.96	14.45	2.34	5.35	1.85	10.45	0.055	0.122	0.078	0.062	0.1	17.5	23.9	0.31	334	0.375	0.003	2.19	14.6	0.0468	13.4	<0.001	<0.001	13.45	0.0003	0.015
C390	10.95	26.8	0.995	6.19	2.02	4.3	0.03	0.008	0.015	0.015	0.06	15.3	16.3	0.62	406	0.15	0.004	0.38	23.8	0.0136	13.4	<0.001	<0.001	12.15	0.0003	0.006
C337	9.29	34.2	1.55	7.5	2.1	4.71	0.052	0.009	0.023	0.02	0.08	21.7	22.8	0.57	284	0.396	0.003	0.464	24.9	0.0348	13.4	<0.001	<0.001	12.65	0.0003	0.01
B297	9.87	88.9	2.5	12.8	7.48	13.2	0.066	0.115	0.184	0.058	0.04	7.33	17	0.34	380	0.67	0.007	2.97	20.1	0.109	13.35	-0.001	-0.002	10.45	0.0002	0.1
C336	16.2	54.6	1.115	9.55	3.12	5.69	0.032	0.019	0.014	0.022	0.08	13.95	27.7	1.12	476	1.475	0.002	0.391	43.4	0.0172	13.35	<0.001	<0.001	9.07	<0.0002	0.004
C156	5.41	24.4	1.405	4.92	2.9	7.72	0.04	0.116	0.079	0.035	0.05	11.55	25.4	0.26	132	0.307	0.001	1.58	15.4	0.0318	13.35	<0.001	<0.001	9.47	<0.0002	0.016
N114	10.2	48.8	1.815	14.85	3.88	6.19	0.042	0.066	0.067	0.031	0.04	11.35	31.4	0.61	267	0.578	0.002	0.453	39.4	0.0836	13.3	-0.001	-0.001	8.77	-0.0002	0.027
C087	4.87	20.4	2.97	5.21	1.55	8.11	0.034	0.012	0.025	0.015	0.11	15.75	12	0.35	147	0.598	0.003	0.665	16.4	0.0176	13.3	<0.001	<0.001	16.35	0.0004	0.007
B066	8.46	40.5	3	16.5	3.68	9.13	0.054	0.073	0.063	0.026	0.12	20.7	19.2	0.52	817	0.628	0.005	0.599	26.8	0.1405	13.25	-0.001	-0.001	20.7	-0.0002	0.024
C575	7.26	70.9	1.285	16.75	5.72	12.75	0.097	0.082	0.173	0.052	0.04	4.86	10	0.49	374	0.596	0.004	3.01	17.3	0.113	13.25	0.002	0.002	8.71	<0.0002	0.069
C414	7.58	32.3	1.96	6.51	2.01	7.13	0.037	0.032	0.076	0.025	0.06	13.75	21.7	0.53	183.5	0.27	0.002	0.954	21.2	0.021	13.25	0.001	-0.002	12.1	-0.0002	0.02
C676	27	104.5	3.53	31.5	4.78	11.7	0.072	0.027	0.049	0.04	0.08	15.6	40.4	1.4	2590	0.74	0.007	0.68	65.8	0.076	13.2	-0.001	-0.002	28.2	0.0006	0.04
C530	10.15	55.4	1.065	8.77	3.36	6.96	0.039	0.136	0.112	0.033	0.03	9.12	27.3	0.56	217	0.313	0.002	2.15	35.1	0.0557	13.2	<0.001	<0.001	8.52	<0.0002	0.037
C273	10.45	40.1	2.48	8.54	3	5.67	0.026	0.155	0.06	0.028	0.12	13.3	28.1	0.59	314	0.209	0.005	0.838	29.4	0.0538	13.2	<0.001	<0.001	16	<0.0002	0.018
C049	1.22	13.7	0.545	3.26	2.1	16.6	0.038	0.478	0.089	0.077	0.03	13.2	10.4	0.07	45.7	0.5	0.003	9.34	4.55	0.03	13.15	-0.001	-0.002	7.25	0.0002	0.04
C428	7.14	26.9	1.205	6.04	1.67	4.73	0.029	0.023	0.023	0.013	0.07	16.75	15.5	0.53	190	0.121	0.005	0.546	22	0.0088	13.15	<0.001	<0.001	10.2	0.0003	0.008
C161	5.38	28.5	1.515	6.36	2.49	7.59	0.043	0.431	0.086	0.061	0.04	12.1	22.9	0.3	243	0.366	0.004	4.47	23.2	0.0609	13.1	0.001	<0.001	10.2	0.0003	0.035
C574	0.654	6.03	1.445	3.9	3.33	14.15	0.051	0.274	0.257	0.117	0.02	6.14	5.4	0.03	175.5	1.025	0.005	1.355	2.17	0.0874	13.05	0.001	0.001	6.08	0.0003	0.08
C373	10.25	49.6	1.555	7.82	3.27	6.29	0.047	0.063	0.068	0.025	0.06	15.05	30.6	0.66	243	0.267	0.004	1.205	39.4	0.1705	13.05	<0.001	<0.001	10.95	0.0003	0.024
C304	5.4	22.4	1.62	4.94	2.41	6.28	0.047	0.084	0.073	0.036	0.06	20.3	15.2	0.35	210	0.355	0.003	1.13	16.3	0.016	13.05	0.003	<0.001	12.9	0.0003	0.014
C526	8.6	52.4	0.987	8.45	3.1	5.35	0.047	0.333	0.141	0.058	0.03	11.35	26.4	0.5	222	0.482	0.004	2.31	33.4	0.0734	13	<0.001	<0.001	8.16	<0.0002	0.044
C053	6.55	27.5	3.51	6.77	2.98	8.04	0.035	0.117	0.131	0.029	0.15	14.35	27.3	0.34	249	0.284	0.004	1.47	18.5	0.124	12.95	<0.001	0.001	22	<0.0002	0.032
C101	11.5	29	1.955	6.33	2.47	6.2	0.037	0.027	0.047	0.023	0.11	16.15	21.5	0.42	721	0.34	<0.001	0.761	20.7	0.0439	12.95	<0.001	<0.001	16.35	0.0003	0.013
C437	4.36	16.95	1.045	4.43	1.36	4.8	0.045	0.002	0.017	0.009	0.06	18.4	7.6	0.29	135.5	0.19	<0.001	0.45	12.7	0.0119	12.95	<0.001	<0.001	13.1	<0.0002	0.003
N174	8.24	51.1	1.965	12.55	3.06	8.23	0.071	0.022	0.134	0.022	0.08	19.35	22.8	0.35	4120	0.43	0.008	0.337	27.7	0.118	12.9	0.002	-0.002	28.2	0.0002	0.04
C634	3.94	24.4	2.21	5.68	3.31	11.65	0.048	0.232	0.207	0.085	0.04	11.75	19.2	0.2	213	1.025	0.005	2.66	15	0.0702	12.9	<0.001	0.001	10.3	<0.0002	0.049
N105	9.92	51.7	2.99	16.05	5.41	10.8	0.065	0.045	0.084	0.044	0.04	10.75	33.4	0.49	206	0.96	0.007	1.66	29.6	0.072	12.9	-0.001	-0.002	9.91	0.0003	0.05
C004	7.04	27.9	6.07	7.85	2.25	3.8	0.03	0.164	0.086	0.036	0.15	11.45	20.1	0.28	152.5	0.172	0.004	0.727	23.2	0.0928	12.85	0.002	<0.001	19.55	<0.0002	0.018
C199	4.75	34.2	1.6	7.64	3.08	9.56	0.026	0.447	0.124	0.066	0.05	11.5	18.8	0.22	124	0.34	0.007	3.68	18.35	0.0843	12.8	-0.001	0.001	10.9	0.0003	0.054
C375	5.42	18.5	1.41	4.75	1.66	6.63	0.047	0.002	0.03	0.013	0.09	19.65	9.5	0.35	147.5	0.281	0.007	0.724	15.3	0.015	12.8	<0.001	0.001	16.6	0.0002	0.011
B178	12.9	63.2	1.83	20.4	3.15	6.19	0.036	0.036	0.076	0.031	0.05	12.15	17.6	0.74	923	0.588	0.007	1.22	38.9	0.0688	12.75	0.002	-0.001	11.05	-0.0002	0.05
N201	4.89	53.7	1.19	10.45	7.28	10.65	0.054	0.125	0.071	0.035	0.04	9.69	33.6	0.27	138.5	0.632	0.006	1.275	18.85	0.108	12.75	0.001	-0.001	9.6	0.0002	0.055
C149	4.36	12.25	4.05	4.8	1.21	4.51	0.026	0.018	0.025	0.011	0.14	17.35	10.5	0.34	138.5	0.253	0.008	0.414	12.6	0.0166	12.75	-0.001	-0.001	17.8	-0.0002	0.015
C228	9.37	39.4	3.79	9.22	3	5.72	0.026	0.098	0.086	0.033	0.08	12.4	28.8	0.4	144.5	0.261	0.003	0.759	31.1	0.0394	12.7	<0.001	<0.001	20.5	0.0002	0.021
B293	8.12	64.3	3.58	17.55	5.18	9.48	0.073	0.09	0.188	0.048	0.08	20.1	38.8	0.45	316	0.73	0.005	0.856	30.7	0.11	12.65	-0.001	-0.002	23.5	0.0003	0.06
C307	6.22	38.4	1.59	5.99	3.69	9.09	0.061	0.197	0.213	0.086	0.05	11.25	27.7	0.27	387	0.55	0.004	3.33	17.3	0.121	12.6	-0.001	-0.002	12.5	-0.0002	0.07
C572	4.11	29	1.85	5.95	3.34	9.25	0.06	0.227	0.16	0.099	0.04	10.4	22.6	0.28	185	0.768	<0.001	1.99	16.65	0.0753	12.6	<0.001	0.001	8.42	0.0003	0.055
B257	12.05	68.2	8.3	19.9	5.31	9.29	0.066	0.076	0.065	0.043	0.12	19.7	58	0.77	377	0.967	0.008	0.823	64.3	0.1255	12.6	0.001	<0.001	28.6	0.0004	0.035
B026	11.5	85.9	2.76	16.6	5.52	15.05	0.058	0.098	0.142	0.031	0.07	7.73	10.8	0.5	929	0.72	0.005	2.83	30.9	0.183	12.6	-0.001	-0.002	24.5	0.0002	0.04
C032	5.93	29.3	2.12	6.48	2.68	8.2	0.04	0.101	0.079	0.029	0.08	12.8	24.9	0.28	149.5	0.23	0.005	1.415	21	0.106	12.6	-0.001	-0.002	13	-0.0002	0.03
N088	6.3	38.4	0.956	6.98	3.97	6.76	0.03	0.119	0.102	0.028	0.03	9.84	32.6	0.32	138.5	0.856	0.004	0.733	22.2	0.0969	12.6	0.001	-0.001	6.7	0.0004	0.045
C492	8.77	34.2	0.694	8.04	1.95	3.65	0.065	0.041	0.009	0.013	0.03	19.15	17.4	0.65	295	0.144	<0.001	0.213	27.7	0.0122	12.6	<0.001	<0.001	4.7	<0.0002	<0.002
C340	10.15	48.7	2.76	13.5	3.12	6.05	0.04	0.047	0.121	0.031	0.06	13.5	30.6	0.54	281	0.496	0.001	2.76	32	0.0399	12.55	<0.001	<0.001	14.3	0.0002	0.025

Appendix 1. Description, localization and analytical data for the soil samples collected during the 2024 exploration campaign conducted by GeoExplore Survey on the Riley Brook property.

Sample_no.	Co	Cr	Cs	Cu	Fe (wt. %)	Ga (ppm)	Ge	Hf	Hg	In	K (wt. %)	La (ppm)	Li	Mg (wt. %)	Mn (ppm)	Mo	Na (wt. %)	Nb (ppm)	Ni	P (wt. %)	Pb (ppm)	Pd	Pt	Rb	Re	S (wt.%)
C090	13.4	39.2	1.98	7.62	2.92	6.4	0.042	0.019	0.037	0.029	0.07	20.1	28.6	0.86	711	1.555	0.001	0.475	36.9	0.0187	12.55	<0.001	<0.001	12.1	0.0002	0.007
B058	10.15	75.9	1.81	13.05	3.67	12.05	0.059	0.038	0.056	0.026	0.04	11.15	20	0.8	301	0.579	0.003	1.275	41.3	0.0462	12.55	0.001	0.001	10.15	0.0003	0.027
C007	8.11	22	7.53	6.29	2.15	3.96	0.037	0.139	0.048	0.019	0.16	15.15	20.4	0.37	188.5	0.191	0.006	0.627	25.9	0.0345	12.55	<0.001	<0.001	20.5	<0.0002	0.018
N061	8.27	53.2	1.165	12.4	3.82	8.22	0.045	0.167	0.115	0.034	0.03	9.16	36.1	0.49	229	0.306	0.002	0.595	36.8	0.0843	12.5	-0.001	-0.001	9.62	0.0006	0.033
N039	8.6	44.7	1.595	12.45	3.89	6.92	0.048	0.163	0.078	0.028	0.04	12.6	20.1	0.43	196.5	0.342	0.001	0.639	31.3	0.1025	12.5	-0.001	-0.001	10.3	0.0005	0.023
B227	4.91	61.9	5.56	10.9	5.84	17.8	0.05	0.128	0.096	0.049	0.05	10.75	21.6	0.31	210	0.81	0.007	3.66	14.25	0.069	12.5	-0.001	-0.002	15.05	-0.0002	0.04
C253	8.26	33.5	2.58	9.75	3.26	7.31	0.061	0.085	0.106	0.032	0.1	16.45	30.5	0.42	165.5	0.31	0.003	1.175	29.2	0.064	12.5	-0.001	-0.002	16.3	-0.0002	0.03
C225	4.69	19.5	2.3	4.73	2.39	7.98	0.036	0.042	0.068	0.024	0.09	11.2	14.3	0.23	153.5	0.209	0.005	1.37	12.6	0.1355	12.5	<0.001	<0.001	15.15	<0.0002	0.023
N043	13.25	77.2	2.79	14.15	6.96	9.5	0.1	0.085	0.136	0.052	0.08	14.55	42	0.48	485	0.56	0.007	0.778	36.7	0.273	12.45	0.003	-0.002	22.1	0.0004	0.06
C262	9.93	33.4	3.33	11.1	2.99	4.54	0.034	0.124	0.094	0.025	0.1	14.3	34.9	0.6	231	0.614	0.005	0.807	33.4	0.0548	12.45	-0.001	0.002	15.65	-0.0002	0.026
N183	9.5	52.6	1.255	14.15	5.19	5.6	0.038	0.101	0.11	0.031	0.03	9.4	43.2	0.54	189.5	0.337	0.007	0.395	39.9	0.0938	12.45	-0.001	-0.001	8.92	-0.0002	0.04
B256	3.19	29.2	1.7	7.73	3.87	10.8	0.063	0.035	0.132	0.038	0.07	16.2	14.2	0.19	260	0.82	0.026	1.2	13.9	0.074	12.45	<0.001	<0.001	40.5	0.0004	0.064
C137	5.78	36.9	1.01	11.95	3.5	9.71	0.038	0.17	0.098	0.039	0.04	8.58	30.1	0.4	153	0.575	0.005	3.44	20.3	0.1135	12.45	<0.001	<0.001	13.25	<0.0002	0.031
B268	5.61	35.9	2.28	9.65	4.98	8.13	0.054	0.058	0.082	0.034	0.05	13.9	23.4	0.32	310	1.06	0.004	2.15	16.95	0.0636	12.4	0.001	0.001	16.25	0.0003	0.049
C571	3.66	40.7	1.075	7.16	4.47	12.5	0.054	0.096	0.116	0.051	0.05	11.5	20.4	0.2	111	0.962	0.004	3.17	12	0.0783	12.4	<0.001	0.001	11.6	<0.0002	0.053
N038	2.99	26	1.525	7.58	2.91	7.59	0.037	0.02	0.082	0.018	0.05	13.85	22.6	0.15	338	0.227	0.002	0.436	9.4	0.123	12.35	-0.001	-0.001	25.1	0.0002	0.021
C472	7.35	52.6	1.125	6.37	2.95	8.81	0.025	0.084	0.093	0.023	0.04	11.25	21.2	0.56	269	0.229	0.012	1.865	25.9	0.0805	12.35	0.001	<0.001	10.05	0.0003	0.029
N032	15.95	91.7	6.73	18.55	5.55	8.29	0.041	0.013	0.086	0.038	0.03	7.95	37.7	1.03	544	0.358	0.003	1.105	49.7	0.117	12.35	-0.001	-0.001	8.75	-0.0002	0.033
N107	7.55	46.5	1.56	11.6	5.55	11	0.047	0.004	0.07	0.045	0.07	14.85	35.9	0.4	225	0.762	0.009	0.767	26.2	0.121	12.35	-0.001	-0.001	17.7	-0.0002	0.05
N134	7.16	38.6	0.701	6.82	2.77	6.61	0.033	0.099	0.13	0.025	0.03	12.4	34.5	0.61	176	0.677	0.003	0.216	34.4	0.0383	12.35	-0.001	-0.001	7.27	-0.0002	0.019
C008	9.35	38.8	2.82	11.15	3.52	6.17	0.062	0.085	0.084	0.036	0.06	14.8	36.2	0.55	214	0.214	0.012	1.225	33.8	0.0591	12.35	0.002	<0.001	14.15	<0.0002	0.029
C265	7.94	28.2	1.885	7.97	2.37	4.76	0.037	0.032	0.028	0.035	0.08	13.35	22.5	0.55	412	0.356	0.003	0.834	22.2	0.0237	12.35	<0.001	<0.001	11.6	0.0003	0.008
B251	10.6	61.5	2.83	12.45	4.16	11.2	0.093	0.071	0.05	0.031	0.06	24.6	27.4	0.67	323	0.927	0.003	1.335	32.4	0.0482	12.35	0.001	0.001	16.45	0.0004	0.018
B076	9.3	49.3	4.28	16.25	4.48	7.59	0.049	0.119	0.086	0.051	0.03	10.5	34.9	0.44	305	0.95	0.006	3.42	26.6	0.048	12.35	0.001	-0.002	7.26	-0.0002	0.03
C030	3.52	14.85	1.845	2.51	1.36	4.17	0.026	0.011	0.029	0.009	0.1	18.4	9.2	0.19	127	0.081	0.002	0.427	8.2	0.008	12.35	<0.001	<0.001	13.5	<0.0002	0.005
C415	9.11	56.9	1.4	10.7	4.07	8.94	0.066	0.033	0.048	0.029	0.06	20.4	28.3	0.69	281	0.296	0.004	1.33	26.7	0.0969	12.3	0.003	<0.001	13.2	0.0008	0.02
C612	5.54	49.1	0.929	8.93	3.46	9.42	0.038	0.106	0.155	0.038	0.04	8.5	17.3	0.27	286	0.536	0.002	2.01	21.1	0.0694	12.3	0.001	0.001	8.91	0.0003	0.048
C132	12.45	51	2.06	9.3	3.02	5.5	0.063	0.064	0.026	0.026	0.11	26.8	26.8	0.83	527	0.831	0.005	0.678	33.5	0.0259	12.3	0.004	0.002	17.1	0.0004	0.007
C442	5.38	52.3	0.738	5.7	3.18	7.14	0.023	0.35	0.204	0.044	0.03	9.94	21.4	0.22	148.5	0.444	0.002	2.38	19.7	0.08	12.25	<0.001	<0.001	7.4	0.0003	0.058
C614	6.83	49.2	2.15	8.7	4.65	9.91	0.077	0.076	0.146	0.045	0.06	14.55	26.1	0.39	186	0.844	<0.001	1.89	26.8	0.145	12.25	<0.001	0.002	14.75	<0.0002	0.018
B182	14.95	71.5	3.8	20.1	3.65	6.98	0.055	0.028	0.048	0.028	0.05	14.95	27.3	1.06	592	0.563	0.006	0.681	54	0.0615	12.25	0.001	-0.001	8.21	0.0004	0.023
N111	7.96	55.9	1.835	14.6	6.5	9.83	0.05	0.042	0.104	0.041	0.04	12.55	35.9	0.48	225	0.945	0.006	0.862	29.1	0.0878	12.25	-0.001	-0.001	11.55	-0.0002	0.044
C663	3.8	23.6	2.39	8.96	3.35	12.35	0.047	0.618	0.155	0.111	0.03	11.65	15.2	0.24	183.5	0.868	0.005	3.96	14.2	0.044	12.2	0.001	0.001	8.34	0.0003	0.049
C447	7.01	79	0.889	10.2	6.21	11.65	0.033	0.04	0.13	0.038	0.03	7.36	16.4	0.38	505	0.301	0.017	4.66	22.2	0.255	12.2	<0.001	<0.001	8.88	0.0003	0.07
C521	8.94	41.1	1.895	6.87	2.16	8.25	0.056	0.004	0.047	0.027	0.06	12	19.7	0.54	552	0.559	0.005	0.651	24.2	0.0333	12.2	<0.001	<0.001	22.9	0.0005	0.019
C068	5.91	24.2	1.49	7.49	2.46	8.55	0.046	0.149	0.077	0.034	0.06	14.45	24.4	0.42	233	0.434	0.005	1.135	20.9	0.1045	12.2	<0.001	<0.001	11	0.0004	0.025
C313	14.3	38.8	2.41	12.9	2.67	4.92	0.063	0.085	0.013	0.02	0.15	21	20.9	0.78	745	0.122	0.005	0.13	38.2	0.0254	12.2	-0.001	-0.001	14.05	-0.0002	0.004
C412	7.45	33.4	1.28	7.09	2.46	6.1	0.031	0.01	0.045	0.015	0.07	15.7	18.5	0.62	249	0.286	0.005	0.676	24.1	0.0326	12.2	0.001	<0.001	10.95	<0.0002	0.016
C088	4.32	11.85	2.27	4.52	1.42	5.3	0.052	0.029	0.041	0.018	0.12	29.9	12	0.27	123.5	0.342	0.001	0.71	12	0.0298	12.2	<0.001	<0.001	15.05	0.0002	0.008
C072	3.11	21.3	1.155	4.71	2.93	13	0.025	0.941	0.167	0.136	0.04	11.4	17.9	0.15	245	0.422	0.004	8.32	9.98	0.0758	12.15	<0.001	<0.001	8.45	<0.0002	0.04
N225-A	8.12	44	1.345	10.05	2.81	5.22	0.035	0.153	0.087	0.021	0.03	12.7	33.5	0.52	161	0.258	0.003	0.399	45.1	0.0492	12.15	-0.001	-0.001	9.08	0.0004	0.023
N027	10.3	49	1.33	17.55	4.22	9.06	0.051	0.019	0.071	0.03	0.03	14.4	27.4	0.54	297	0.25	0.001	0.782	29	0.0975	12.15	-0.001	-0.001	10.4	-0.0002	0.016
C217	6.47	30.6	1.845	6.86	2.66	7.02	0.055	0.148	0.088	0.042	0.05	20.9	24.9	0.34	160.5	0.547	0.003	2.25	23.2	0.0355	12.15	<0.001	<0.001	10.75	0.0003	0.017
C383	9.21	35.1	1.35	5.3	2.25	6.35	0.037	0.105	0.072	0.024	0.06	12.6	22.9	0.36	150.5	0.345	0.004	1.04	23.4	0.0372	12.15	<0.001	<0.001	10.75	0.0004	0.023
N034	6.46	44.1	2.35	13.3	4.31	7.53	0.047	0.113	0.19	0.034	0.04	12.7	26.1	0.21	263	0.317	-0.001	0.385	18.45	0.119	12.15	-0.001	-0.001	18.65	-0.0002	0.022
N202	4.41	63.2	1.39	10.8	6.1	12.05	0.065	0.216	0.237	0.05	0.04	12.2	23.5	0.21	164.5	0.345	0.002	1.15	15.65	0.159	12.15	-0.001	-0.001	11.8	0.0002	0.056
B270	4.24	60.9	0.928	8.88	6.16	14.8	0.053	0.181	0.088	0.035	0.03	7.68	12.7	0.27	152.5	0.42	0.005	3.49	12.95	0.0478	12.15	-0.001	0.001	9.91	0.0002	0.047
C370	11.8	40.1	2.31	12.2	2.71	5.29	0.024	0.142	0.098	0.024	0.05	10.85	28.7	0.54	289	0.242	0.01	1.36	32.6	0.0461	12.1	0.001	<0.001	11.6	0.0002	0.029
C086	9.01	32.7	1.935	9.01	3.05	7.83	0.036	0.067	0.041	0.028	0.09	17.2	31.6	0.47	296	0.287	0.002	0.879	34.2	0.0474	12.1	<0.001	<0.001	15.4	0.0002	0.014
N079	9.71	36.5	1.55	12	2.41	4.17	0.047	0.035	0.024	0.02	0.04	18.15	17.6	0.63	281	0.369	0.003	0.254	33.7	0.0274	12.1	-0.001	0.001	5.87	0.0002	0.008
C093	5.59	25	3.65	5.7	2.35	7.69	0.029	0.104	0.081	0.031	0.15	9.06	23.9	0.33	228	0.683	0.001	1.49	15.65	0.1615	12.1	<0.001	<0.001	21	0.0005	0.017
B072	3.4	57.5	0.371	7.14	6.12	17.15	0.06	0.142	0.096	0.033	0.01	9.2	11.6	0.16	87.8	0.57	0.004	2.98	9.17	0.042	12.1	-0.001	-0.002	2.47	-0.0002	0.04
C013	2.56	22.9	0.489	4.4	2.43	13.2	0.04	0.532	0.075	0.072	0.04	10.15	18.6	0.14	81.8	0.412	0.004	6.11	9.45	0.0491	12.05	<0.001	<0.001	5.71	0.0002	0.061
C512	8.85	59.8	1.055	8.91	3.27	6.9	0.058	0.019	0.107	0.028	0.03	8.76	23	0.62	385	0.272	<0.001	1.405	30.4	0.0786	12.05	<0.001	0.001	11.25	0.0002	0.025

Appendix 1. Description, localization and analytical data for the soil samples collected during the 2024 exploration campaign conducted by GeoExplore Survey on the Riley Brook property.

Sample_no.	Co	Cr	Cs	Cu	Fe (wt. %)	Ga (ppm)	Ge	Hf	Hg	In	K (wt. %)	La (ppm)	Li	Mg (wt. %)	Mn (ppm)	Mo	Na (wt. %)	Nb (ppm)	Ni	P (wt. %)	Pb (ppm)	Pd	Pt	Rb	Re	S (wt.%)
C352	10.55	34.9	2.69	11.65	2.94	7.05	0.033	0.007	0.096	0.026	0.12	13.15	17.8	0.44	1110	0.49	0.014	0.63	20.1	0.1025	12.05	0.001	<0.001	23.1	0.0009	0.066
C294	5.52	28.9	1.37	6.91	3.82	10.65	0.025	0.275	0.111	0.051	0.06	11.5	25.6	0.34	194	0.433	0.005	4.51	20.3	0.1285	12.05	<0.001	<0.001	13.5	0.0002	0.038
C481	4.36	32.5	0.76	4.92	2.73	6.18	0.046	0.027	0.071	0.023	0.03	11.75	14.1	0.26	115.5	0.311	<0.001	2.02	14.4	0.0552	12.05	<0.001	<0.001	9.19	0.0004	0.021
C001	5.51	14.2	5.1	5.5	1.27	5.81	0.021	0.012	0.015	0.013	0.19	7.42	11.9	0.38	409	0.071	0.005	0.748	12.75	0.0157	12.05	<0.001	<0.001	28.1	<0.0002	0.009
C305	7.48	44.5	0.695	6.39	4.09	10	0.033	0.129	0.112	0.042	0.04	12.85	21.4	0.51	237	0.504	0.003	1.67	19.65	0.0501	12.05	0.001	<0.001	5.52	0.0003	0.03
C017	5.27	26.6	0.956	7.22	2.27	9.62	0.044	0.324	0.081	0.065	0.04	12.2	22	0.34	315	0.397	0.001	4.55	22.7	0.06	12	<0.001	<0.001	9.14	<0.0002	0.038
N069	16.2	80	3.64	32.4	6.92	8.08	0.046	0.189	0.111	0.069	0.03	5.18	44.6	0.63	350	0.6	0.002	0.825	46.2	0.1785	12	-0.001	-0.001	5.04	-0.0002	0.03
C339	6.04	28.3	2.49	6.05	2.43	7.49	0.032	0.231	0.106	0.052	0.07	11.85	22.5	0.36	146.5	0.399	0.001	2.16	23.6	0.0709	12	<0.001	<0.001	13.4	<0.0002	0.029
C474	13.15	89.9	1.125	7.85	4.45	9.68	0.07	0.095	0.151	0.036	0.03	9.77	35.8	0.87	300	0.288	0.003	1.785	53.3	0.1975	12	<0.001	0.001	9.85	<0.0002	0.046
N087	8.1	68.6	2.22	10.9	7.23	9.11	0.047	0.116	0.147	0.036	0.04	9.84	33.5	0.37	285	0.678	0.007	1.135	23.9	0.1755	12	0.001	-0.001	13.6	0.0003	0.056
C089	7.02	19.2	2.39	5.24	1.6	4.28	0.034	0.008	0.014	0.012	0.1	17.05	21	0.47	179	0.107	0.001	0.443	22.1	0.0123	12	<0.001	<0.001	14.3	<0.0002	0.002
B080	8.92	48.8	1.72	13.9	3.33	7.75	0.041	0.245	0.124	0.047	0.03	14.5	25.8	0.57	234	0.697	0.001	1.66	33.6	0.0653	11.95	-0.001	-0.001	11.4	-0.0002	0.031
C024	10.05	21.1	4.2	8.81	2.09	3.67	0.082	0.039	0.025	0.022	0.23	31.6	22.5	0.61	924	0.112	0.006	0.36	24.6	0.0336	11.95	0.003	<0.001	20	<0.0002	0.007
B266	6.23	39.9	1.945	10.85	2.81	6.34	0.06	0.217	0.131	0.039	0.07	20.3	30.9	0.4	145.5	0.46	0.004	1.09	30.3	0.0744	11.9	<0.001	0.002	14.35	0.001	0.027
N184	3.59	56.8	1.435	11.2	7.08	7.81	0.054	0.098	0.207	0.042	0.04	10.75	33.7	0.19	109	0.478	0.016	0.746	14.8	0.1655	11.9	-0.001	-0.001	11.05	0.0002	0.082
C097	8.48	28.9	5.22	10.15	2.42	5.4	0.032	0.111	0.123	0.025	0.17	14	31.6	0.45	269	0.273	<0.001	1.035	27.3	0.0485	11.9	<0.001	<0.001	22.7	<0.0002	0.018
C281	8.92	34.8	2.52	8.91	3.33	6.72	0.023	0.016	0.049	0.014	0.07	13.35	35	0.54	509	0.279	0.006	1.225	23.7	0.0492	11.9	-0.001	0.005	17.6	0.0005	0.01
C084	6.8	33.3	2.22	8.75	2.51	6.73	0.031	0.115	0.091	0.024	0.11	12.85	26.3	0.41	160.5	0.265	<0.001	0.844	25	0.027	11.9	0.001	<0.001	17	0.0005	0.013
C210	7.2	28.7	1.12	8.41	2.19	7.4	0.031	0.355	0.067	0.065	0.03	15.05	20.8	0.47	188	0.358	<0.001	2.57	28.3	0.034	11.85	<0.001	<0.001	8.82	0.0002	0.015
C075	7.53	46.7	1.235	8.93	5.07	10.55	0.107	0.037	0.066	0.041	0.08	26.1	43.3	0.49	200	0.696	0.003	1.745	24.9	0.1675	11.85	<0.001	<0.001	17.65	0.0007	0.026
C180-A	6.7	28.2	2.04	7.3	3.11	13.7	0.03	0.558	0.084	0.11	0.04	12.6	24.6	0.36	255	0.451	0.001	3.4	29.4	0.0681	11.8	<0.001	<0.001	8.73	0.0004	0.027
B283	13.05	77.8	2.4	29.8	3.5	8.37	0.065	0.021	0.033	0.021	0.09	20.6	23.5	0.88	641	0.4	0.008	0.592	55.1	0.044	11.8	-0.001	-0.002	22.1	0.0006	0.01
B134	11.2	50.3	1.555	17.7	3.01	3.54	0.054	0.154	0.077	0.022	0.04	11.5	25.9	0.67	312	0.455	0.004	0.885	45.1	0.0522	11.8	-0.001	-0.001	11.7	0.0003	0.024
B055	10.8	56	1.815	13.45	3.24	7.89	0.044	0.103	0.072	0.035	0.04	14.1	22.3	0.61	415	0.69	0.004	1.295	35.2	0.0747	11.8	-0.001	0.001	9.92	0.0005	0.023
C274	13.15	40.5	1.165	8.86	2.69	6.42	0.02	0.053	0.028	0.022	0.11	10.85	26.1	0.96	473	0.145	0.004	0.43	35.7	0.0281	11.8	<0.001	<0.001	15	<0.0002	0.01
C558	15.6	65.3	1.355	11.85	3.03	7.49	0.104	0.03	0.024	0.041	0.06	18.9	22.6	0.92	811	3.01	<0.001	1.015	45.2	0.0271	11.8	<0.001	<0.001	14.65	0.0005	<0.002
C074	6.5	37.5	0.875	9.23	3.94	10.9	0.054	0.295	0.179	0.056	0.04	10.75	26	0.24	352	0.623	0.003	5.02	15.95	0.1265	11.75	<0.001	<0.001	9.58	0.0002	0.052
C324	10.85	34.3	2	8.64	2.39	5.89	0.067	0.018	0.026	0.02	0.09	18.65	23.5	0.72	487	0.39	0.003	0.912	28.1	0.033	11.75	-0.001	-0.002	15	0.0004	0.01
C272	9.49	24.3	1.785	6.48	1.68	3.7	0.053	0.005	0.017	0.018	0.11	20.5	16.8	0.51	648	0.235	0.005	0.329	22.9	0.0168	11.75	0.002	<0.001	21	0.0007	0.01
C124	7.47	20	4.62	4.85	1.87	3.44	0.079	0.041	0.027	0.022	0.16	29	17.3	0.45	388	0.139	0.01	0.597	20.1	0.033	11.75	0.002	0.005	17.45	0.0005	0.01
N195	10.55	50.3	2.05	17.05	3.85	6.04	0.038	0.028	0.075	0.031	0.04	13.9	31.2	0.64	360	0.483	0.006	0.636	39.5	0.0882	11.7	-0.001	-0.001	12.45	-0.0002	0.037
C038	2.9	15.95	1.475	3.88	2.56	9.11	0.024	0.075	0.133	0.032	0.07	11.05	17.8	0.13	263	0.237	0.01	1.595	7.87	0.158	11.7	<0.001	<0.001	13.65	<0.0002	0.045
C320	9.2	25.9	4.58	7.39	1.77	6.07	0.025	0.018	0.029	0.016	0.09	14.25	19.4	0.47	360	0.232	0.003	0.581	23.1	0.0279	11.7	<0.001	<0.001	24.7	<0.0002	0.011
C035	4.75	22.3	3.34	6.75	3.3	9.12	0.057	0.012	0.05	0.025	0.15	18.85	27.5	0.34	173.5	0.18	0.005	1.285	13.6	0.054	11.7	-0.001	-0.002	18.4	0.0002	0.02
C037	9.22	27.3	2.47	7.71	2.04	4.37	0.045	0.028	0.047	0.02	0.13	19.75	26.4	0.51	1360	0.403	0.011	0.854	21	0.0257	11.7	<0.001	<0.001	21.7	<0.0002	0.02
N019	11.75	61.5	2.08	14.4	3.9	7.17	0.033	0.178	0.1	0.036	0.03	11.45	39.5	0.68	332	0.323	0.004	0.776	51	0.0776	11.65	-0.001	-0.001	8.81	0.0011	0.03
N028	12.35	40.6	1.495	20.4	2.69	4.24	0.037	0.126	0.059	0.022	0.03	13.35	19.2	0.65	231	0.289	0.002	0.378	48.8	0.0314	11.65	-0.001	-0.001	6.29	-0.0002	0.007
C608	7.14	52.1	1.085	10.65	3.4	7.57	0.038	0.05	0.077	0.033	0.04	11.75	26.2	0.5	179	0.459	0.001	1.825	28.4	0.0474	11.65	<0.001	<0.001	11.1	<0.0002	0.019
C277	2.2	14.35	0.87	2.73	2.03	16.8	0.027	0.174	0.097	0.057	0.03	13.15	8.4	0.1	64.8	0.27	0.007	5.05	6.73	0.0372	11.65	0.001	-0.001	8.78	-0.0002	0.029
C622	4.91	62.7	1.35	10.5	4.85	13.75	0.046	0.098	0.154	0.036	0.04	8.48	16.1	0.28	142	0.31	0.005	3	16.4	0.108	11.65	-0.001	-0.002	10.45	-0.0002	0.05
N065	8.04	62.6	1.845	12.15	4.18	7.25	0.042	0.212	0.186	0.048	0.02	8.22	35.3	0.38	206	0.726	0.004	1.46	29	0.1355	11.6	0.002	0.002	7.74	0.0007	0.052
C605	6.3	35.4	1.69	8.28	3.22	8.75	0.086	0.008	0.034	0.039	0.05	21.9	18.3	0.53	225	0.654	<0.001	0.912	24.4	0.0449	11.6	<0.001	<0.001	13.05	0.0007	0.014
C342	9.25	28.1	1.905	7.96	1.88	4.4	0.042	0.008	0.028	0.016	0.09	21.9	18.2	0.58	379	0.103	<0.001	0.458	26.3	0.0196	11.6	<0.001	<0.001	12.15	0.0002	0.006
N175-A	10.05	45.9	1.685	18.2	2.91	6.07	0.053	0.181	0.069	0.024	0.03	17.15	27.2	0.62	274	0.448	0.004	0.316	48.8	0.0548	11.55	0.001	0.001	9.21	-0.0002	0.019
B079	2.48	30.8	1.32	8.02	5.18	16.55	0.043	0.208	0.207	0.059	0.02	12.15	18.9	0.17	102	0.807	0.002	4.07	8.38	0.0797	11.55	0.001	<0.001	6.93	<0.0002	0.065
C185	5.08	35.7	1.385	9.22	4.15	10.2	0.077	0.049	0.11	0.042	0.07	19.05	33.2	0.3	133	1.1	0.004	1.635	16.3	0.059	11.55	-0.001	-0.002	15.25	-0.0002	0.04
N225	5.82	48.3	1.36	7.1	3.16	6.23	0.037	0.119	0.103	0.023	0.03	13.1	35.4	0.38	142	0.595	0.004	0.48	34.2	0.0631	11.5	-0.001	-0.001	8.97	0.0005	0.033
N058	7.77	50.7	1.385	10.25	4.51	9.32	0.048	0.233	0.167	0.035	0.03	8.89	38.9	0.39	404	0.296	0.003	0.776	30.9	0.124	11.5	-0.001	-0.001	9.89	-0.0002	0.046
N144	8.91	60.9	1.215	15.8	6.51	15.4	0.054	0.093	0.22	0.056	0.03	6.21	29.1	0.4	1810	0.564	0.005	2.2	17.9	0.1555	11.5	0.001	0.001	5.7	-0.0002	0.073
N145	15.4	78.1	3.42	20.7	5.89	11.05	0.089	0.016	0.083	0.051	0.06	22.6	56.3	0.74	627	1.015	0.002	0.796	46.1	0.128	11.5	0.003	0.002	18.05	0.0005	0.037
C557	9.91	58.6	1.87	10.9	3.99	9.5	0.056	0.069	0.11	0.048	0.04	11.45	25.9	0.55	311	0.955	<0.001	1.775	33.5	0.0658	11.5	<0.001	<0.001	11.8	0.0002	0.032
N081	4.03	66.6	2.02	12.95	6.82	15.05	0.071	0.146	0.178	0.051	0.05	9.34	26.1	0.2	225	0.357	-0.001	0.565	14.35	0.158	11.45	-0.001	-0.001	19.55	-0.0002	0.024

Appendix 1. Description, localization and analytical data for the soil samples collected during the 2024 exploration campaign conducted by GeoExplore Survey on the Riley Brook property.

Sample_no.	Co	Cr	Cs	Cu	Fe (wt. %)	Ga (ppm)	Ge	Hf	Hg	In	K (wt. %)	La (ppm)	Li	Mg (wt. %)	Mn (ppm)	Mo	Na (wt. %)	Nb (ppm)	Ni	P (wt. %)	Pb (ppm)	Pd	Pt	Rb	Re	S (wt.%)
N025	6.11	22.4	1.655	9.92	2.33	6.1	0.049	0.05	0.064	0.02	0.05	17.15	15.1	0.21	910	0.21	0.001	0.237	12.05	0.0863	11.45	0.003	0.002	14.95	0.0002	0.023
C064	3.52	13.55	5.83	3.18	1.4	5.65	0.032	0.008	0.007	0.006	0.13	17.1	7.3	0.27	125	0.108	0.001	0.228	8.73	0.0061	11.45	-0.001	-0.001	20.2	0.0002	-0.002
C586	4.69	51.7	1.05	10.25	5.53	14.95	0.063	0.127	0.104	0.03	0.04	7.84	10.4	0.28	128.5	1.87	<0.001	5.65	13.8	0.0777	11.45	<0.001	0.001	8.54	<0.0002	0.036
B060	14.6	80.8	2.41	19.5	3.68	7.29	0.041	0.291	0.107	0.044	0.03	12.05	27.7	0.93	449	0.27	0.005	1.685	57.6	0.0678	11.4	-0.001	-0.001	11.35	-0.0002	0.031
N127	7.83	50.8	2.27	14.45	4.85	8.28	0.066	0.018	0.091	0.018	0.07	13.45	21.9	0.43	355	0.872	0.008	0.532	25.9	0.19	11.4	-0.001	-0.001	16.4	-0.0002	0.051
C361	6.79	30.5	1.36	6.26	2.13	4.95	0.033	0.061	0.073	0.019	0.04	12.45	16.7	0.37	179.5	0.275	0.005	1.085	19.8	0.0412	11.4	-0.001	-0.001	9.54	0.0004	0.019
C105	6.58	44.7	1.16	10.15	3.79	6.36	0.035	0.138	0.122	0.033	0.06	11.95	31.4	0.39	184.5	0.386	<0.001	2.19	24.5	0.0645	11.4	<0.001	0.001	9.29	<0.0002	0.039
C109	6.51	24.8	9.29	5.6	1.62	3.53	0.051	0.014	0.01	0.02	0.2	22.6	12.5	0.39	416	0.472	<0.001	0.822	17.9	0.0141	11.35	<0.001	<0.001	20.6	0.0004	<0.002
C150	1.395	12.3	0.909	3.81	1.9	7.88	0.029	0.326	0.162	0.08	0.03	11.45	10.1	0.06	84.4	0.815	0.006	4.43	3.85	0.0632	11.35	-0.001	0.001	4.04	-0.0002	0.047
C321	8.11	29	4.25	9.41	1.96	6.66	0.024	0.009	0.047	0.022	0.07	11.3	17.4	0.43	240	0.255	0.003	0.885	22.6	0.0156	11.35	<0.001	<0.001	22.9	<0.0002	0.009
C379	7.79	29	1.285	7.15	1.62	6	0.038	0.008	0.027	0.017	0.08	13.35	16.5	0.5	230	0.399	0.006	0.697	23.8	0.0163	11.35	<0.001	<0.001	11.65	0.0002	0.012
C021	9.21	44.4	0.996	9.69	3.58	7.94	0.047	0.094	0.071	0.03	0.04	12.45	30.2	0.42	170	0.442	0.003	1.3	29.2	0.0428	11.35	<0.001	<0.001	9.67	0.0006	0.023
C060-A	7.34	25.2	3.9	7.66	2.03	3.31	0.049	0.067	0.044	0.018	0.11	17.2	18	0.42	233	0.221	0.005	0.974	25.5	0.0383	11.35	0.001	0.005	17	-0.0002	0.009
C246	9.08	56.5	1.74	9.73	4.95	9.13	0.063	0.152	0.154	0.05	0.06	13.15	38.9	0.28	157	0.59	0.002	1.44	27.5	0.237	11.3	-0.001	-0.002	11.85	0.0002	0.05
C215	9.27	39.6	1.3	7.44	3.08	7.52	0.049	0.145	0.053	0.036	0.06	14.2	26.9	0.46	218	0.281	<0.001	1.16	28.3	0.0523	11.3	<0.001	<0.001	11.45	0.0002	0.011
C329	7.45	30	1.22	6.3	2.45	4.86	0.035	0.029	0.032	0.015	0.06	10.75	16.9	0.48	196	0.187	0.004	0.726	19.75	0.0245	11.3	-0.001	-0.001	10.25	-0.0002	0.01
C271	7.96	20.7	2.27	4.54	2.07	3.38	0.032	0.016	0.011	0.017	0.12	14.85	18.1	0.46	281	0.071	0.003	0.355	20.2	0.0067	11.3	0.001	<0.001	13.8	<0.0002	0.002
N209	1.69	44.2	0.343	8.69	5.83	13.3	0.051	0.094	0.119	0.03	0.04	18.4	6.9	0.13	81.9	0.233	0.003	1.025	7.62	0.1085	11.3	-0.001	-0.001	7.37	-0.0002	0.05
C417	8.96	52.2	1.08	9.48	3.09	5.78	0.026	0.147	0.135	0.026	0.04	10.3	24	0.52	329	0.245	0.018	1.83	32.3	0.0857	11.25	<0.001	<0.001	12.5	<0.0002	0.061
N040	7.77	40.4	2.09	11.9	3.19	5.34	0.033	0.037	0.066	0.021	0.03	10.45	21.7	0.45	225	0.395	0.001	0.532	28.6	0.0539	11.25	-0.001	-0.001	8.37	-0.0002	0.022
C365	5.11	17.15	1.105	4.13	1.48	3.94	0.037	0.009	0.015	0.009	0.06	15.25	9.7	0.31	137.5	0.108	0.004	0.552	14.55	0.0174	11.25	<0.001	<0.001	20.5	<0.0002	0.007
C298	0.888	8.63	0.853	2.35	1.45	11.75	0.022	0.052	0.047	0.036	0.02	12.15	3.6	0.05	48.2	0.285	0.003	3.79	2.47	0.0167	11.25	<0.001	<0.001	5.02	<0.0002	0.014
B103	5.48	41.5	1.45	8.41	4.71	9.63	0.047	0.577	0.243	0.066	0.04	11.85	26.1	0.23	327	1	0.002	1.995	16.2	0.17	11.2	-0.001	0.001	11.55	-0.0002	0.06
C325	16.95	48.8	0.816	9.89	3.3	5.39	0.032	0.03	0.013	0.022	0.07	12.9	27.4	1.32	515	0.386	0.007	0.321	43.1	0.0198	11.2	0.002	-0.001	9.59	-0.0002	0.008
C012	5.49	16.05	1.155	5.94	1.77	6.38	0.049	0.017	0.014	0.03	0.07	16.9	22.3	0.52	199	1.12	0.002	0.647	16.5	0.0104	11.2	0.002	<0.001	10.5	0.0003	0.005
B265	3.87	59.8	1.98	8.66	6.13	15.95	0.064	0.051	0.164	0.044	0.05	15.65	11.8	0.18	349	0.45	0.007	1.485	12.3	0.112	11.2	-0.001	-0.002	30.1	-0.0002	0.06
C371	7.51	24	1.115	6.88	1.7	5.22	0.045	0.002	0.03	0.013	0.06	17.2	12.4	0.38	661	0.26	0.003	0.246	17.95	0.0253	11.2	<0.001	<0.001	14	0.0003	0.011
B083	6.21	66.2	1.99	10.75	4.3	8.61	0.038	0.113	0.127	0.045	0.04	13.5	42.1	0.35	197	3.01	0.005	2.07	21.3	0.058	11.2	0.001	-0.001	7.8	0.0002	0.046
C362	10.85	49.4	1.25	7.36	3.09	5.49	0.034	0.125	0.095	0.029	0.04	12.35	26.5	0.56	181	0.209	0.004	1.575	36.3	0.0691	11.15	-0.001	-0.001	8.94	0.0002	0.032
N210	3.92	65.2	0.952	12	6.59	9.09	0.045	0.138	0.166	0.038	0.03	11.4	36.8	0.24	103	0.32	0.003	0.946	18.7	0.134	11.15	-0.001	-0.001	7.19	-0.0002	0.064
C163	8.34	30.8	0.897	7.82	2.54	6.43	0.094	0.015	0.057	0.023	0.06	26.7	26.8	0.4	1205	0.545	0.005	0.731	18.55	0.0894	11.15	0.004	<0.001	14	0.0012	0.034
C323	8.5	45.4	2.25	12.35	3.88	7.08	0.057	0.008	0.065	0.034	0.07	23.2	24.6	0.52	255	0.345	0.004	1.085	25.2	0.0729	11.15	0.001	<0.001	12.8	0.0003	0.023
C378	3.7	20.1	1.08	4.29	2.22	8.38	0.04	0.005	0.062	0.018	0.05	13.6	15.5	0.23	106	0.344	0.004	0.978	11.1	0.0514	11.15	<0.001	<0.001	8.75	0.0003	0.023
B138	2.96	33.7	0.888	5.4	2.66	7.41	0.045	0.211	0.146	0.039	0.02	9.83	19.7	0.19	119.5	0.625	0.003	1.28	11.45	0.0655	11.1	-0.001	-0.001	7.93	-0.0002	0.045
C380-A	9.87	34.2	1.945	6.8	2.33	6.36	0.039	0.106	0.07	0.019	0.07	12	23.2	0.41	223	0.301	0.004	1.065	24	0.0397	11.1	<0.001	<0.001	15.55	0.0008	0.028
C078	7.36	30.7	1.4	8.66	2.58	6.25	0.066	0.095	0.094	0.031	0.06	23.5	24.1	0.45	177.5	1.05	0.004	2.31	25.7	0.0277	11.1	<0.001	<0.001	13.6	0.0003	0.018
C094	5.32	21.4	4.25	4.78	2.34	5.58	0.033	0.054	0.061	0.02	0.13	14.6	21	0.28	169.5	0.347	<0.001	1.085	13.75	0.0726	11.1	<0.001	<0.001	17.6	<0.0002	0.011
C562	3.93	61.3	0.834	9.34	4.85	11.95	0.05	0.226	0.276	0.052	0.03	5.98	17.1	0.15	160	0.35	0.002	3.53	13.5	0.116	11.05	<0.001	<0.001	7.96	0.0002	0.066
B077	14.4	103	5.52	26.7	3.74	9.87	0.09	0.063	0.063	0.037	0.05	23.4	28.9	0.94	983	0.93	0.011	1.17	42.2	0.062	11.05	-0.001	-0.002	14.55	0.0007	0.04
B156	12.1	61.5	3	17.1	3.34	8.07	0.073	0.014	0.028	0.025	0.09	16.4	25.2	0.83	410	0.512	0.006	0.653	46.8	0.0508	11.05	<0.001	0.002	14.35	<0.0002	0.011
B157	11.6	52.6	1.63	15.1	2.5	5.61	0.116	0.022	0.026	0.018	0.07	30.2	18.6	0.75	508	0.67	0.004	0.516	42.8	0.0343	11.05	<0.001	0.002	8.78	0.0006	0.005
C275	11.6	41.7	1.485	9.14	2.77	4.44	0.05	0.033	0.007	0.019	0.09	23	20.4	0.93	395	0.123	0.005	0.257	34.6	0.0426	11.05	<0.001	<0.001	8	<0.0002	0.003
C293	4.04	27.9	1.36	4.65	3.13	14.3	0.055	0.669	0.145	0.088	0.04	19.15	15.6	0.23	254	0.599	<0.001	6.2	13.15	0.1105	11	0.001	<0.001	10	0.0004	0.058
C542	5.45	52.3	0.809	6.68	4.89	12.55	0.057	0.114	0.136	0.044	0.02	8.68	15.6	0.32	212	0.373	0.002	2.69	15.65	0.0807	11	<0.001	0.001	4.53	<0.0002	0.062
C045	13.05	70.9	0.955	12.3	2.98	8.34	0.042	0.24	0.059	0.034	0.04	10.45	29.6	1.12	422	0.343	0.003	1.78	50.4	0.0372	11	0.001	<0.001	7.65	0.0002	0.016
N078	7.7	36.7	0.967	7.67	2.63	4.5	0.034	0.079	0.078	0.022	0.02	10.95	25	0.48	127.5	0.898	0.004	0.562	29.5	0.0412	11	0.001	0.001	6.32	-0.0002	0.026
C609	1.365	27.8	1.315	6.62	5.99	22.1	0.06	0.389	0.157	0.107	0.02	7.92	5.9	0.07	66.7	0.87	0.001	2.99	5.88	0.055	11	<0.001	0.001	6.23	0.0004	0.057
N161	6.83	54.7	1.6	11.35	5.44	10.1	0.065	0.207	0.104	0.036	0.03	15.05	33.7	0.35	181	0.428	0.003	0.617	28.3	0.1315	10.95	0.002	0.002	15.05	0.0004	0.048
N055	5.84	37.8	1.73	10.95	3.51	7.96	0.043	0.072	0.083	0.022	0.03	10.05	30	0.31	156	0.253	0.003	0.588	18.9	0.0475	10.95	-0.001	-0.001	11.65	0.0002	0.024
C288	14.6	40.1	1.935	13.5	2.93	5.17	0.083	0.108	0.013	0.021	0.1	26.8	25	0.81	485	0.173	0.005	0.131	43.8	0.0339	10.95	0.002	-0.001	10.3	0.0003	0.002
C010	5.43	44.9	1.055	6.84	4.3	10.45	0.051	0.098	0.172	0.04	0.05	11.1	33.7	0.21	146	0.407	0.004	1.54	18.25	0.1615	10.95	<0.001	<0.001	11.3	0.0002	0.043
C522	5.34	24.9	0.965	3.72	1.61	4.19	0.036	0.006	0.025	0.014	0.04	12.85	13.7	0.34	243	0.235	0.002	0.583	15.15	0.0162	10.95	<0.001	<0.001	14.65	0.0002	0.005

Appendix 1. Description, localization and analytical data for the soil samples collected during the 2024 exploration campaign conducted by GeoExplore Survey on the Riley Brook property.

Sample_no.	Co	Cr	Cs	Cu	Fe (wt. %)	Ga (ppm)	Ge	Hf	Hg	In	K (wt. %)	La (ppm)	Li	Mg (wt. %)	Mn (ppm)	Mo	Na (wt. %)	Nb (ppm)	Ni	P (wt. %)	Pb (ppm)	Pd	Pt	Rb	Re	S (wt.%)
C349	4.8	30.1	0.797	6.65	3.3	6.91	0.05	0.055	0.084	0.02	0.06	18.15	18.5	0.27	211	0.364	0.005	0.866	15.3	0.0691	10.95	<0.001	<0.001	12.3	0.0005	0.03
C196	4.02	19.3	1.375	4.59	1.78	6.17	0.032	0.014	0.056	0.015	0.06	11	11.9	0.21	201	0.272	<0.001	0.974	13.15	0.0396	10.95	<0.001	<0.001	11.3	<0.0002	0.007
C106	6.8	26.5	2.03	5.69	2.13	5.04	0.031	0.028	0.016	0.019	0.09	14.6	24.4	0.41	266	0.482	<0.001	0.75	17.8	0.0341	10.95	<0.001	<0.001	12.15	<0.0002	0.003
C382	8.27	40.8	0.958	11.65	2.66	6.99	0.053	0.139	0.088	0.045	0.04	15.65	23.3	0.57	460	0.556	0.004	1.195	32.7	0.0792	10.9	<0.001	<0.001	9.84	<0.0002	0.028
N159	8.62	47	0.839	12.85	2.99	6.81	0.044	0.147	0.091	0.027	0.02	11.55	26.9	0.51	184	0.382	0.003	0.871	34.1	0.0588	10.9	-0.001	0.001	7.59	-0.0002	0.037
C351	4.64	19.4	2.75	5.36	1.62	4.79	0.026	0.037	0.049	0.013	0.08	11.95	13.4	0.28	134.5	0.175	0.004	0.7	13.55	0.0236	10.9	0.001	<0.001	17.35	0.0005	0.015
C025	6.68	12.75	3.96	6.32	1.33	3.99	0.021	0.012	0.009	0.012	0.2	6.81	13	0.42	212	0.054	0.003	0.283	17.6	0.0071	10.9	0.001	<0.001	26.4	<0.0002	0.002
C429	3.5	18.65	0.861	4.44	1.72	7.33	0.026	0.019	0.044	0.012	0.04	14.05	7.7	0.25	120	0.179	0.001	0.787	9.62	0.013	10.9	<0.001	<0.001	9.3	<0.0002	0.008
C192	13.1	78.8	1.87	16.4	4.65	10.9	0.023	0.257	0.15	0.063	0.05	7.82	30.7	0.68	319	0.447	0.003	4.54	46	0.1035	10.85	<0.001	<0.001	16.05	<0.0002	0.049
B247	10.55	53.6	2.9	13.55	2.57	6.21	0.066	0.04	0.039	0.03	0.05	18.1	18.9	0.83	567	0.32	0.006	0.592	38.7	0.048	10.85	0.001	-0.002	9.92	-0.0002	0.01
C237	8.72	35.6	1.84	10.9	2.97	5.51	0.043	0.141	0.071	0.024	0.08	13.15	32.2	0.49	194	0.642	0.001	0.691	29.1	0.0345	10.85	<0.001	<0.001	14.75	0.0002	0.013
B280	2.47	29.8	1.66	6.47	2.4	8.26	0.048	0.177	0.207	0.051	0.04	14.4	24.4	0.15	86.1	0.46	0.004	1.225	12.3	0.061	10.8	-0.001	-0.002	16.7	-0.0002	0.04
B200	14.65	86.5	3.21	19.8	3.44	8.19	0.08	0.033	0.057	0.032	0.06	18.85	28.4	0.96	677	0.46	0.006	0.965	49	0.063	10.8	-0.001	-0.002	13.6	0.0002	0.02
C184	5.24	32.5	1.16	6.87	4.2	8.25	0.038	0.14	0.117	0.033	0.05	11.85	25	0.27	204	0.349	0.007	1.43	13.15	0.181	10.8	-0.001	-0.001	13.1	-0.0002	0.036
C540-A	9.53	39.7	0.565	5.75	2.16	6.01	0.04	0.028	0.015	0.016	0.03	11.9	13	0.72	276	1.045	0.004	0.767	27.5	0.0141	10.8	<0.001	<0.001	6.94	<0.0002	0.006
C076	4.51	57.4	1.095	11.85	4.81	6.62	0.064	0.264	0.212	0.043	0.04	11.8	27.2	0.18	145	0.804	0.005	1.73	13.5	0.166	10.8	<0.001	0.001	10.15	0.0002	0.065
C462	4.14	14.9	1.285	3.4	1.22	4.53	0.041	0.012	0.016	0.012	0.05	19.1	10.1	0.25	138	0.341	<0.001	0.51	11.15	0.0107	10.8	<0.001	<0.001	13.3	0.0002	0.003
C005	10.95	32.6	3.34	7.06	2.58	4.2	0.036	0.167	0.138	0.036	0.09	12.15	35.2	0.33	180	0.249	0.001	1.09	38.8	0.075	10.75	0.002	<0.001	14.8	0.0005	0.028
B011	6.7	78.8	2.56	12.2	5.71	15.1	0.05	0.108	0.168	0.042	0.04	7.72	18	0.35	187.5	0.374	0.011	3.43	17.95	0.1435	10.75	0.001	<0.001	11.7	<0.0002	0.057
B088	2.73	15.3	1.065	4.57	1.48	12.25	0.04	0.006	0.03	0.025	0.04	15.25	7.4	0.23	143.5	0.563	0.004	0.481	8.75	0.0378	10.75	-0.001	-0.001	12.75	-0.0002	0.013
N150	13.85	55.2	2.28	15.55	4.73	9.43	0.058	0.15	0.1	0.04	0.04	16.45	45.1	0.59	217	0.645	0.004	0.583	64.6	0.0744	10.7	0.001	0.001	12.05	0.0004	0.027
C331	14.1	58.9	0.993	11.25	4.11	6.88	0.055	0.045	0.069	0.028	0.05	14.6	35.9	1	323	0.412	0.005	1.22	48.7	0.0954	10.7	-0.001	-0.001	10.6	0.0003	0.027
N208	8.96	41.7	0.847	12.65	2.87	4.43	0.029	0.159	0.08	0.02	0.03	11.25	24.7	0.61	273	0.333	0.005	0.769	45.3	0.0453	10.7	-0.001	-0.001	7.11	0.0003	0.024
B253	5.79	42.7	2.11	12.15	3.38	9.06	0.068	0.201	0.154	0.035	0.04	14	33.6	0.33	308	0.608	0.003	1.125	25.3	0.1385	10.7	-0.001	0.001	13.8	0.0003	0.048
N094	12.8	52.7	2.3	23.6	4.39	8.58	0.048	0.062	0.046	0.036	0.03	10.8	56.3	0.84	256	0.463	0.002	0.839	41.6	0.0386	10.7	0.001	0.001	8.67	-0.0002	0.016
C266	7.54	36	2.8	10.5	3.01	7.07	0.034	0.188	0.119	0.031	0.13	14	27.5	0.4	170	0.281	0.004	0.87	24.1	0.0499	10.7	0.003	<0.001	16.8	0.0002	0.028
C176	5.8	23.1	1.485	6.48	1.83	6.15	0.031	0.029	0.055	0.02	0.09	13.45	17.8	0.31	179	0.623	0.007	0.688	16	0.0335	10.7	-0.001	-0.001	12.45	0.0002	0.028
C427	4.43	13.9	1.3	3.71	0.86	4.09	0.025	0.01	0.009	0.009	0.05	13.85	8.2	0.3	110.5	0.101	0.002	0.417	12.85	0.0057	10.7	<0.001	<0.001	12.8	<0.0002	0.003
C040	7.03	24.6	1.635	5.51	2.92	6.61	0.048	0.074	0.039	0.021	0.11	14.25	21.5	0.28	130.5	0.336	0.008	0.841	21.7	0.0467	10.7	<0.001	0.001	16	<0.0002	0.022
C220-A	4.33	30.2	1.475	6.65	3.26	8.86	0.037	0.656	0.166	0.116	0.05	12.6	22.8	0.24	138.5	0.872	0.004	4.29	16.8	0.108	10.65	<0.001	0.001	9.45	<0.0002	0.056
N217	13.35	57.3	1.545	19.55	3.57	6.37	0.041	0.106	0.063	0.027	0.05	14.6	34.2	1	409	0.387	0.004	0.373	52.9	0.0542	10.65	-0.001	-0.001	10.3	-0.0002	0.018
N121	19.85	86.8	18.4	22.7	3.49	7.59	0.104	0.119	0.079	0.028	0.05	31.8	43.9	0.93	2280	2.21	0.008	0.229	50.4	0.0478	10.65	-0.001	-0.001	13.15	0.0005	0.032
C420-A	12.05	68.4	1.155	16.7	3.34	6.3	0.063	0.076	0.119	0.026	0.03	10.05	21.9	0.84	524	0.268	0.001	1.705	44	0.0786	10.6	<0.001	0.001	8.38	<0.0002	0.027
B102	6.19	30.5	2.08	8.57	4.77	10.55	0.049	0.221	0.166	0.065	0.03	10.55	25.3	0.23	414	0.696	0.005	2.53	13.45	0.1	10.6	0.001	0.003	13.75	0.0003	0.058
B024	6.35	28.4	1.04	7.94	3.74	10.95	0.037	0.081	0.12	0.061	0.04	12.9	19.9	0.25	596	0.899	0.009	2.68	16.15	0.0941	10.6	0.001	<0.001	8.1	<0.0002	0.047
N126	9.47	52	2.12	14.7	3.85	7.99	0.041	0.099	0.101	0.029	0.03	13.35	28.9	0.38	198	0.349	0.004	0.418	28.8	0.0815	10.6	-0.001	-0.001	12.35	-0.0002	0.035
B212	10.9	45.2	1.695	16.25	2.54	5.26	0.045	0.036	0.053	0.024	0.06	15.8	18.9	0.63	294	0.368	0.006	0.822	43.5	0.0423	10.6	<0.001	<0.001	12.7	<0.0002	0.013
B242	13.7	56.6	2	15.95	3.83	7.61	0.06	0.121	0.069	0.041	0.05	16	29.5	0.72	266	0.561	0.004	1.835	42.8	0.0469	10.6	<0.001	0.001	11.7	<0.0002	0.024
C407	6.5	22.5	1.495	5.8	1.7	3.7	0.03	0.073	0.018	0.012	0.08	17.15	11.8	0.42	269	0.157	0.003	0.485	18.7	0.0076	10.6	<0.001	<0.001	15.1	<0.0002	0.004
C208	7.93	30.1	0.737	6.85	2.35	3.15	0.039	0.017	0.032	0.022	0.08	13.9	25.6	0.63	325	0.625	0.006	0.385	27.7	0.0266	10.6	-0.001	-0.001	8.63	-0.0002	0.015
C348	5.76	22.3	1.37	7.54	1.64	5.2	0.081	0.002	0.029	0.017	0.08	33.8	15.8	0.34	175.5	0.255	0.005	0.41	16.55	0.0298	10.6	<0.001	<0.001	14.45	0.0003	0.01
N151	5.44	62	1.645	10.15	5.47	8.84	0.055	0.097	0.232	0.038	0.04	14.8	32.1	0.23	601	0.559	0.006	0.648	18.7	0.1605	10.55	0.007	0.005	11.75	0.0007	0.061
C416	6.66	45.9	0.731	6.68	4.19	9.51	0.036	0.031	0.147	0.03	0.03	7.91	15.7	0.32	244	0.304	0.01	2.47	15.5	0.26	10.55	0.001	<0.001	6.71	0.0002	0.059
N057	4.13	39.7	0.71	7.81	3.88	9.31	0.046	0.1	0.133	0.031	0.03	10.45	20.6	0.21	160	0.372	0.003	0.511	15.25	0.0867	10.55	-0.001	-0.001	7.11	0.0002	0.032
C450	10	51.8	0.787	9.03	3.31	7.11	0.048	0.038	0.049	0.025	0.04	11.3	21.9	0.69	293	0.26	0.001	1.37	35	0.0549	10.55	<0.001	<0.001	10.1	0.0003	0.015
B232	5.82	35.8	2.01	10.5	3.09	6.07	0.043	0.007	0.059	0.029	0.07	14.55	21.9	0.33	226	2.48	0.003	0.709	21.2	0.0508	10.55	-0.001	-0.001	22	-0.0002	0.033
C401	7.43	31.6	1.185	7.48	1.99	4.77	0.036	0.028	0.039	0.018	0.05	13.85	19.9	0.5	204	0.603	0.004	0.88	23.6	0.0172	10.55	<0.001	<0.001	11.35	<0.0002	0.009
C540	9.72	39.7	0.529	5.82	2.12	5.43	0.038	0.03	0.012	0.013	0.03	11.75	13.2	0.76	249	0.868	0.004	0.711	28.4	0.013	10.55	0.001	<0.001	6.21	<0.0002	0.004
C141	2.5	16.1	1.22	3.5	2.3	7.14	0.017	0.089	0.045	0.023	0.04	11.95	12.8	0.12	89.1	0.627	0.005	1.95	7.29	0.0284	10.55	-0.001	0.002	9.87	-0.0002	0.014
B217	8.79	53.8	1.85	15.45	3.12	6.58	0.049	0.046	0.09	0.029	0.04	11.55	25.8	0.62	545	0.35	0.005	1.275	35.4	0.088	10.5	-0.001	-0.002	16.2	-0.0002	0.03
C291	7.46	31.5	2.33	8.02	2.67	6.24	0.024	0.158	0.087	0.036	0.06	11.6	20.8	0.38	182	0.293	0.004	1.465	21.9	0.0654	10.5	-0.001	-0.001	15.05	-0.0002	0.023
C250	7	28.7	3.11	9.33	2.63	6.04	0.026	0.107	0.12	0.026	0.08	14	24.6	0.36	185	0.257	<0.001	0.79	23.3	0.0562	10.5	<0.001	<0.001	18	<0.0002	0.022
C267	7.14	23	2.57	6.14	2.14	4.89	0.028	0.033	0.037	0.018	0.13	13.4	17.2	0.47	235	0.135	0.005	0.638	20.4	0.0198	10.5	0.001	<0.001	20.1	<0.0002	0.009

Appendix 1. Description, localization and analytical data for the soil samples collected during the 2024 exploration campaign conducted by GeoExplore Survey on the Riley Brook property.

Sample_no.	Co	Cr	Cs	Cu	Fe (wt. %)	Ga (ppm)	Ge	Hf	Hg	In	K (wt. %)	La (ppm)	Li	Mg (wt. %)	Mn (ppm)	Mo	Na (wt. %)	Nb (ppm)	Ni	P (wt. %)	Pb (ppm)	Pd	Pt	Rb	Re	S (wt.%)
N223	1.46	32.3	1.265	6.76	3.62	8.74	0.048	0.04	0.099	0.019	0.04	20	9.6	0.11	65	0.576	0.007	0.308	7.81	0.0788	10.5	-0.001	-0.001	11.4	-0.0002	0.034
N090	11.15	54	4.12	14.9	3.08	8.24	0.064	0.088	0.072	0.036	0.04	18.5	35.6	0.53	201	0.3	0.006	0.607	41.1	0.052	10.45	-0.001	-0.002	15.85	0.0002	0.02
B273	8.59	66.2	3.07	12.65	4.32	8.86	0.046	0.076	0.141	0.051	0.03	12.65	31.9	0.43	327	0.62	0.005	1.59	25.8	0.07	10.45	0.001	-0.002	11.25	0.0002	0.05
C636	6.64	35.8	1.57	7.64	3.62	9.95	0.049	0.089	0.101	0.07	0.04	12.3	21.9	0.43	159	0.82	0.005	2.45	22.4	0.0466	10.45	<0.001	<0.001	9.11	<0.0002	0.035
C431	5.04	14.1	1.46	3.78	1.24	4.08	0.031	0.01	0.018	0.008	0.08	16.7	8.5	0.3	180.5	0.105	0.002	0.43	12.9	0.0163	10.45	<0.001	<0.001	13.9	<0.0002	0.005
N068	6.59	49.4	1.865	14.6	4.74	9.83	0.049	0.028	0.111	0.032	0.05	10.1	18.2	0.33	584	0.369	-0.001	1.14	15.65	0.1795	10.4	-0.001	-0.001	10.1	-0.0002	0.027
C011	9.66	28.2	1.165	7.15	1.98	5.47	0.06	0.039	0.022	0.023	0.14	19.95	25.5	0.68	845	1.2	0.005	0.427	30.1	0.0216	10.4	<0.001	<0.001	16.4	<0.0002	0.008
C069	6.28	32.4	1.845	6.6	2.54	6.31	0.039	0.071	0.048	0.022	0.08	11.85	25.1	0.34	212	0.307	0.004	0.681	19.75	0.0281	10.4	<0.001	<0.001	12.2	<0.0002	0.013
C261	4.59	32.2	1.995	4.96	4.07	8.11	0.036	0.009	0.072	0.014	0.08	18.35	7.8	0.27	231	0.24	0.006	1.965	13.5	0.186	10.4	0.002	0.005	15.95	0.0003	0.023
N199	5.96	51.4	0.89	11.8	4.63	7.53	0.043	0.127	0.188	0.035	0.04	13.95	33	0.26	611	0.273	0.005	0.696	22.9	0.1325	10.35	0.001	-0.001	10.95	0.0003	0.058
C380	8.89	32.8	1.89	6.24	2.17	5.85	0.038	0.128	0.078	0.024	0.06	12.1	22.6	0.36	204	0.338	0.004	1.075	22.2	0.0409	10.35	<0.001	<0.001	14.9	<0.0002	0.034
B271	9.8	74.2	2.35	15.8	5.03	5.98	0.041	0.133	0.076	0.041	0.03	11.4	31.8	0.65	314	0.568	0.005	2.08	35.1	0.0415	10.35	0.001	-0.001	11.2	0.0004	0.04
C174	5.71	19.5	2.44	5.9	1.66	5.21	0.062	0.017	0.015	0.027	0.06	17.7	21.4	0.44	199.5	0.123	0.003	0.878	19.2	0.0137	10.35	0.001	<0.001	10.7	0.0003	0.006
C216	9.36	35.7	1.72	8.79	2.5	4.51	0.035	0.085	0.034	0.021	0.08	16.2	22.3	0.56	287	0.234	0.001	0.662	32.4	0.0311	10.35	<0.001	<0.001	11.55	<0.0002	<0.002
C220	2.34	20.1	1.385	5.3	3.46	19.3	0.05	0.432	0.134	0.118	0.05	10.35	11	0.11	132	0.951	0.003	6.47	7.3	0.122	10.3	<0.001	0.001	12.55	<0.0002	0.048
N048	6.81	38.1	1.87	8.06	3.09	6.83	0.051	0.097	0.097	0.028	0.04	13.1	35.3	0.41	203	0.175	0.002	0.264	32.6	0.1095	10.3	-0.001	-0.001	9.89	0.0003	0.017
N101	6.18	45.5	1.845	10.7	3.28	6.36	0.04	0.094	0.114	0.027	0.05	13	30.9	0.39	141	0.355	0.009	0.403	31.2	0.0712	10.3	0.002	0.001	15	-0.0002	0.046
N211	5.07	45.9	0.789	9.26	4.04	8.69	0.045	0.099	0.117	0.024	0.04	19	22.5	0.28	149	0.318	0.003	0.662	21.3	0.118	10.3	-0.001	-0.001	8.07	0.0003	0.036
C204	7.5	28.4	1.6	7.42	2.38	3.86	0.039	0.031	0.018	0.023	0.08	20.6	22.3	0.58	226	0.265	0.005	0.839	25.8	0.0172	10.3	-0.001	-0.001	9.5	-0.0002	0.01
B281	5.83	36.9	1.33	11.3	2.55	4.84	0.068	0.123	0.151	0.035	0.04	19.75	19.3	0.37	139	0.492	<0.001	0.925	31	0.0623	10.25	<0.001	<0.001	11.55	<0.0002	0.037
B275	13	79.4	2.68	24	3.98	7.38	0.049	0.134	0.097	0.046	0.03	11.6	28.1	0.89	562	0.96	0.005	2.05	48.6	0.058	10.25	0.001	-0.002	10.2	0.0002	0.04
C341	5.16	16.4	1.48	5.66	1.65	3.27	0.059	0.019	0.019	0.016	0.11	32.9	14.3	0.35	158.5	0.103	0.001	0.592	14.75	0.0142	10.25	<0.001	<0.001	14.65	<0.0002	0.003
N076	9.32	64.3	2.44	9	4.41	9.96	0.046	0.127	0.118	0.038	0.02	9.9	33.7	0.57	265	0.359	0.004	1.05	27.3	0.1005	10.2	0.002	0.002	8.4	0.0003	0.038
C081	9.24	42.1	1.455	6.24	3.1	7.24	0.033	0.182	0.146	0.032	0.07	11.35	37.1	0.29	154.5	0.304	<0.001	1.33	27.4	0.0755	10.2	<0.001	<0.001	12.95	<0.0002	0.031
B065	8.83	69.1	1.345	14.2	4.24	11.7	0.056	0.264	0.125	0.031	0.04	10.5	30.2	0.53	294	0.623	0.005	1.52	34.3	0.0888	10.2	-0.001	-0.001	11.3	-0.0002	0.04
N029	6.53	38.2	0.74	11.05	3.3	6.44	0.031	0.037	0.064	0.027	0.03	8.8	25.3	0.4	182	0.424	0.004	0.885	23	0.0635	10.2	-0.001	-0.001	6.59	-0.0002	0.036
C177	6.87	33.6	2.17	7.39	3.02	6.84	0.027	0.127	0.075	0.029	0.09	11.25	27.5	0.31	246	0.304	0.004	0.817	20.8	0.0648	10.2	0.001	-0.001	16	0.0002	0.029
B185	8.75	60.8	1.295	12.15	3.15	10.95	0.03	0.121	0.054	0.027	0.05	8.57	33	0.84	193.5	0.206	0.005	1.255	40.7	0.0209	10.2	-0.001	-0.001	10.4	-0.0002	0.017
B050	9.33	68.7	2.14	15.15	3.56	9.69	0.061	0.06	0.098	0.035	0.04	13.35	21.7	0.71	271	0.43	0.002	1.87	37.6	0.04	10.2	-0.001	-0.002	12.2	0.0002	0.03
C403	9.63	30.6	1.01	6.73	1.9	4.33	0.041	0.004	0.019	0.011	0.06	20.7	18	0.72	354	1.07	0.001	0.372	33.1	0.0185	10.2	<0.001	<0.001	7.63	0.0002	0.005
N110	7.04	44.6	1.02	12.6	4.17	8.27	0.052	0.022	0.061	0.026	0.03	15.3	26.4	0.49	169	0.825	0.006	0.919	25.5	0.0419	10.2	-0.001	-0.001	6.88	-0.0002	0.03
C031	5.31	19.75	2.28	4.91	1.61	3.07	0.023	0.013	0.011	0.016	0.09	17	13.2	0.39	161.5	0.097	0.004	0.463	17.2	0.0113	10.2	<0.001	<0.001	13.1	<0.0002	0.007
C241	7.86	41.9	1.345	8.48	2.66	5.43	0.033	0.218	0.072	0.04	0.04	14.45	27	0.62	247	0.42	0.003	1.365	32	0.0334	10.15	<0.001	<0.001	8.62	0.0002	0.017
B294	8.25	54.1	6.9	13.9	4.56	11.25	0.064	0.021	0.142	0.046	0.07	14.25	32.9	0.39	419	0.77	0.008	1.15	20.6	0.103	10.15	-0.001	-0.002	20.8	0.0009	0.08
N093	7.31	54.5	3.07	13.8	6.14	12.6	0.068	0.025	0.142	0.032	0.05	14.6	21.4	0.34	326	0.574	-0.001	2.06	16.05	0.118	10.15	-0.001	-0.001	14.65	-0.0002	0.022
C117	4.77	22.5	1.565	5.52	2.59	7.14	0.039	0.08	0.061	0.022	0.1	12.95	19.6	0.31	128.5	0.242	<0.001	0.812	15.35	0.0248	10.15	<0.001	<0.001	11.85	0.0002	0.01
B124	11.05	58.4	1.22	12.4	3.3	7.57	0.064	0.05	0.11	0.024	0.04	10.3	24.6	0.55	287	0.387	0.006	1.645	31	0.0561	10.1	-0.001	-0.001	12.9	0.0002	0.035
C098	5.88	31	1.835	6.19	3.08	7.17	0.055	0.088	0.083	0.042	0.09	21.9	33.3	0.45	212	0.523	<0.001	1.345	21.1	0.0257	10.1	<0.001	<0.001	11.65	<0.0002	0.013
C356	3.16	12.1	0.93	3.49	1.07	3.67	0.029	0.004	0.018	0.007	0.05	12.5	5.9	0.19	84.8	0.14	0.005	0.435	8.82	0.0109	10.1	-0.001	-0.001	13.7	-0.0002	0.008
C426	2.91	15.85	0.501	3.13	1.31	4.22	0.019	0.004	0.022	0.009	0.03	12.3	6.3	0.2	120.5	0.205	0.001	0.583	8.21	0.0106	10.1	<0.001	<0.001	9.93	0.0002	0.006
C063	2.5	22.4	1.92	2.84	1.55	5.34	0.034	0.01	0.035	0.011	0.06	13.1	5.3	0.17	123.5	0.117	0.001	0.28	5.66	0.0181	10.1	-0.001	-0.001	8.66	-0.0002	0.004
B091	8.21	34	0.903	9.57	2.91	7.47	0.033	0.317	0.063	0.055	0.02	10.3	19.3	0.52	204	0.438	0.004	2.19	25.6	0.0457	10.05	-0.001	-0.001	8.07	-0.0002	0.043
B093	9.81	48	1.56	16.7	3.1	6.47	0.036	0.098	0.056	0.033	0.03	13.4	22.3	0.67	278	0.364	0.004	0.904	37.4	0.0572	10.05	-0.001	-0.001	11.2	-0.0002	0.018
C652	9.35	79.8	1.045	14.15	7.4	14.5	0.065	0.228	0.126	0.049	0.02	4.97	18.5	0.53	269	0.363	0.006	3.79	27.5	0.196	10.05	<0.001	<0.001	5.42	0.0003	0.053
C330	7.36	20.2	0.98	5.66	1.64	3.96	0.033	0.01	0.02	0.009	0.07	11.55	15	0.52	225	0.128	0.005	0.456	21.4	0.014	10.05	-0.001	-0.001	10.7	-0.0002	0.01
N096	9.32	42.8	2.13	14.95	3.3	10.2	0.058	0.036	0.053	0.034	0.03	12.15	26.3	0.59	282	0.358	0.004	1.055	29.7	0.0745	10	0.003	0.002	11.3	0.0002	0.02
B181	7.57	46	2.88	12.5	4.13	6.7	0.037	0.055	0.074	0.031	0.05	12.65	35.1	0.55	263	0.682	0.005	0.899	30.8	0.0983	9.99	0.001	-0.001	11.35	0.0002	0.03
B258	9.89	64.3	3.45	16.6	3	6.33	0.062	0.035	0.031	0.023	0.06	22.1	22.8	0.96	474	0.671	0.007	0.143	48.9	0.0425	9.99	<0.001	<0.001	13.15	0.0005	0.014
C133	6.99	32.3	1.07	7.07	2.99	5.51	0.044	0.017	0.029	0.017	0.06	19.5	25.5	0.48	178.5	0.367	0.003	0.861	26.1	0.0439	9.98	-0.001	0.001	9.59	-0.0002	0.012
B211	8.86	62.9	1.61	13.75	5.02	10.75	0.051	0.023	0.048	0.036	0.09	16.35	31.8	0.59	213	1.14	0.007	1.09	39.3	0.1025	9.97	<0.001	<0.001	23.4	0.0002	0.026
C420	11.45	69.7	1.15	14.95	3.31	6.43	0.047	0.236	0.133	0.029	0.03	9.69	25.1	0.8	552	0.295	0.002	1.825	46.6	0.0633	9.95	<0.001	0.001	7.43	0.0005	0.031
N104	5.71	41	1.445	13.2	3.71	8.82	0.058	0.013	0.075	0.028	0.05	14.1	22.4	0.27	258	0.93	0.006	0.96	17.15	0.092	9.95	-0.001	-0.002	11.9	0.0003	0.03
N198	5.83	44.1	1.695	10.85	3.2	6.62	0.043	0.09	0.147	0.028	0.05	16.95	26.6	0.3	285	0.28	0.006	0.452	24.5	0.0941	9.94	-0.001	-0.001	13	-0.0002	0.039
C577	5.39	46.3	1.1	6.57	2.44	6.17	0.043	0.245	0.135	0.032	0.03	8.8	17.4	0.36	188.5	0.321	0.001	2.06	19.75	0.0684	9.93	0.001	0.001	9.17	0.0002	0.029
N163	9.05	57	1.51	14.5	4.86	7.28	0.083	0.088	0.154	0.04	0.05	15.25	33.5	0.39	334	0.32	0.005	0.621	33.3	0.124	9.92	-0.001	-0.002	11.25	0.0002	0.06
B213	5.75	38.3	1.49	7.97	3.1	7.27	0.039	0.009	0.096	0.032	0.06	14.1	28.3	0.37	181.5	0.429	0.006	0.844	24.1	0.0719	9.92	<0.001	<0.001	20.9	<0.0002	0.033
B210	4.53	67.1	1.08	13.05	4.72	12.9	0.066	0.056	0.196	0.046	0.06	13.25	21.1	0.24	122.5	1.07	0.008	1.75	22.7	0.091	9.91	-0.001	-0.002	13.2	0.0003	0.06
N138	7.03	74.8	0.865	10.05	7	15.2	0.065	0.105	0.148	0.047	0.02	8.6	19.8	0.36	319	0.484	-0.001	2.6	17.35	0.1805	9.89	-0.001	-0.001	4.26	0.0006	0.037
B012	10.5	58.9	2.23	14.45	3.9	8.66	0.042	0.035	0.123	0.037	0.05	14.25	22.6	0.59	349	0.464	0.041	2.01	36.2	0.093	9.89	<0.001	<0.001	13.95	<0.0002	0.071
B187	10.6	48.9	1.045	13.5	3.33	6.15	0.039	0.111	0.058	0.02	0.04	13.2	22.5	0.62	388	0.329	0.004	0.681	36	0.0594	9.86	0.001	-0.001	8.65	0.0003	0.017

Appendix 1. Description, localization and analytical data for the soil samples collected during the 2024 exploration campaign conducted by GeoExplore Survey on the Riley Brook property.

Sample_no.	Co	Cr	Cs	Cu	Fe (wt. %)	Ga (ppm)	Ge	Hf	Hg	In	K (wt. %)	La (ppm)	Li	Mg (wt. %)	Mn (ppm)	Mo	Na (wt. %)	Nb (ppm)	Ni	P (wt. %)	Pb (ppm)	Pd	Pt	Rb	Re	S (wt.%)
C381	11	53.7	1.99	14.25	3.47	7.39	0.038	0.107	0.121	0.033	0.05	9.15	41.2	0.56	895	0.43	0.003	1.505	40.9	0.112	9.85	<0.001	<0.001	10.65	<0.0002	0.044
C054	10.9	42.6	3.11	13.55	3.42	10.1	0.036	0.115	0.202	0.048	0.16	10.3	51.8	0.65	283	0.34	0.004	1.6	25.8	0.053	9.85	-0.001	-0.002	20.2	0.0002	0.04
N152	7.35	41.1	1.175	9.53	2.93	4.79	0.033	0.162	0.069	0.022	0.02	10.9	29.7	0.49	162	0.323	0.003	0.452	37.9	0.0595	9.84	0.001	0.001	6.87	0.0006	0.031
C541	8.44	54.3	1.415	9.62	4.3	8.48	0.07	0.081	0.108	0.044	0.04	15.75	25.6	0.5	201	0.759	0.003	1.655	30.1	0.0683	9.84	<0.001	0.001	9.4	<0.0002	0.04
C233	6.48	31.9	1.25	4.78	2.89	6.94	0.034	0.156	0.09	0.027	0.06	11.55	22.9	0.28	108	0.532	<0.001	1.365	19.65	0.078	9.82	<0.001	<0.001	11.8	0.0003	0.03
N099	17.5	85.5	1.69	13.2	2.99	8.55	0.048	0.028	0.067	0.028	0.02	10.55	28.2	1.04	911	0.408	0.003	0.688	42.6	0.0709	9.82	-0.001	0.001	7.99	0.0002	0.027
C020	11.2	80.5	0.464	23.7	4.88	11.05	0.046	0.154	0.122	0.041	0.04	6.55	48.5	0.99	270	0.432	0.006	3.02	37	0.142	9.82	<0.001	<0.001	3.61	0.0004	0.048
B249	18.95	87.7	2.67	22.2	3.76	9.82	0.071	0.247	0.095	0.034	0.03	10.7	25.6	1.05	402	0.591	0.004	1.33	53.9	0.0356	9.82	-0.001	-0.001	9.93	0.0004	0.022
C046	6.1	26.5	0.877	7.19	3.67	15.55	0.07	0.08	0.091	0.05	0.04	14.45	20	0.32	161	0.635	0.006	4.36	14.15	0.122	9.81	<0.001	<0.001	12.95	0.0003	0.039
B053	3.54	45.3	1.61	7.15	3.22	8.92	0.04	0.018	0.091	0.022	0.03	13.6	12.1	0.25	173	0.319	0.004	1.395	13.05	0.1505	9.81	0.001	0.001	11.4	0.0002	0.029
C015	2.26	13.55	1.235	2.84	1.85	21.4	0.036	0.377	0.055	0.063	0.04	10.6	10.5	0.15	102	0.363	0.004	5.78	8.8	0.036	9.79	<0.001	<0.001	8.47	<0.0002	0.029
C167	4.22	19.85	1.285	3.97	2.17	7.01	0.038	0.176	0.107	0.028	0.04	11.4	16.9	0.15	293	0.23	0.004	1.945	11.35	0.136	9.79	<0.001	<0.001	8.21	<0.0002	0.042
C234	8.97	35.1	1.645	8.03	2.66	4.36	0.035	0.129	0.088	0.02	0.06	13.3	26.6	0.47	167	0.302	0.002	1.03	30.5	0.0443	9.79	<0.001	<0.001	10.4	<0.0002	0.013
N011	4.02	46.4	2.27	11.7	5.28	11.5	0.03	0.041	0.119	0.029	0.05	11.75	10.8	0.17	173	0.879	0.171	0.559	11.75	0.1325	9.78	-0.001	-0.001	24.6	0.0003	0.199
N123	11.3	69	1.61	18.65	3.96	6.95	0.08	0.043	0.051	0.029	0.05	24.7	44.3	0.91	331	0.749	0.005	0.422	49.2	0.0739	9.77	0.001	-0.001	12.9	0.0003	0.022
N200	10.2	56.2	1.745	13.5	5.52	12.75	0.09	0.084	0.09	0.054	0.07	15.1	38.4	0.48	275	0.873	-0.001	0.445	37.6	0.1965	9.77	-0.001	-0.001	24.4	0.0011	0.028
B003	8.26	76.2	3.11	14.85	6.69	12.75	0.048	0.057	0.17	0.05	0.06	10.1	32.9	0.43	370	0.4	0.007	2.03	24.2	0.184	9.77	0.001	-0.002	17.15	-0.0002	0.05
B081	7.11	46.6	1.04	11.9	4.18	9.82	0.046	0.155	0.109	0.037	0.07	19.5	19.2	0.36	558	0.326	0.004	0.875	21.7	0.111	9.77	-0.001	-0.001	11.05	-0.0002	0.038
C164	6.03	36.5	1.045	9.88	4.11	8.1	0.052	0.042	0.096	0.035	0.05	10.05	19.5	0.29	168.5	0.561	0.003	2.42	17.95	0.1785	9.77	0.001	<0.001	9.17	<0.0002	0.057
N137	3.66	44.1	0.674	7.12	4.08	12.7	0.042	0.103	0.121	0.024	0.03	12.85	9.5	0.22	171.5	0.232	0.003	1.345	9.73	0.1355	9.77	-0.001	-0.001	6.18	-0.0002	0.026
C296	13.65	52.2	1.06	9.85	3.23	7.95	0.022	0.035	0.025	0.02	0.07	9.05	22.9	1.12	472	0.247	0.005	0.413	38.2	0.0258	9.76	0.002	<0.001	10.95	<0.0002	0.01
C635	3.72	31.8	1.045	5.99	3.8	14.15	0.038	0.044	0.081	0.055	0.03	9.12	14.3	0.24	124	1.08	0.003	2.17	12.95	0.0354	9.76	<0.001	<0.001	7.62	<0.0002	0.03
B275-A	13.7	83.6	2.98	24.1	4.32	7.89	0.053	0.136	0.104	0.048	0.03	11.6	29.1	0.88	536	1.08	0.005	2.12	48.2	0.066	9.74	-0.001	-0.002	10.8	0.0002	0.05
B263	7.62	41.7	4.48	13.05	3.97	9.34	0.063	0.097	0.106	0.025	0.14	33.1	14	0.27	803	0.529	0.006	0.21	18.15	0.193	9.74	<0.001	<0.001	36.7	<0.0002	0.043
N102	7.38	47.8	1.97	15.1	3.56	9.28	0.081	0.024	0.052	0.028	0.08	25.3	29.4	0.36	337	1.25	0.007	0.478	28.9	0.08	9.69	-0.001	-0.002	22.3	0.0003	0.03
N218	8.36	55.5	0.952	14.15	4.71	9.23	0.046	0.022	0.045	0.032	0.04	14.15	30.1	0.58	224	0.619	0.006	0.841	31.9	0.0977	9.68	-0.001	-0.001	10.35	-0.0002	0.028
C179	3.84	17.35	1.425	4.72	1.89	7.77	0.023	0.085	0.067	0.034	0.03	11.55	20.2	0.25	110	0.314	0.001	2.02	13.75	0.0239	9.68	<0.001	<0.001	6.66	<0.0002	0.017
C108	6.37	34.9	0.865	5.73	2.7	5.63	0.045	0.031	0.036	0.024	0.06	20.6	30.5	0.44	177	0.82	<0.001	1.1	23	0.0268	9.64	<0.001	<0.001	9.61	0.0002	0.009
C309	4.85	26.1	2.99	8.47	1.75	8.85	0.041	0.017	0.057	0.022	0.08	11.75	15.7	0.29	123	0.28	0.003	1.29	14.4	0.025	9.64	-0.001	-0.002	14.5	-0.0002	0.02
B190	1.97	12.45	1.335	7.03	2.57	9.25	0.047	0.011	0.04	0.017	0.08	20.2	5.2	0.1	178.5	0.279	0.003	0.707	5.84	0.0672	9.63	-0.001	-0.001	21.1	0.0002	0.026
B013	6.77	42	1.245	11.35	2.83	9.87	0.049	0.064	0.124	0.037	0.04	10.65	16.5	0.39	608	0.39	0.006	1.86	21.5	0.134	9.62	-0.001	-0.002	9.14	-0.0002	0.03
C018	5.77	24.3	2.31	6	2.07	7.56	0.035	0.228	0.04	0.041	0.04	11.45	21.4	0.37	160	0.596	0.003	2.41	22.4	0.026	9.61	<0.001	<0.001	11.3	<0.0002	0.012
B288	6.13	46.3	2.95	16.6	4.24	8.28	0.069	0.026	0.049	0.032	0.11	24.2	25.3	0.42	249	0.66	0.006	0.822	32.5	0.078	9.61	0.001	-0.002	37.9	-0.0002	0.02
N165	6.38	48.6	2.33	12.75	4.78	9.6	0.059	0.094	0.108	0.038	0.04	14.4	34	0.32	149	0.414	-0.001	0.83	22.7	0.1215	9.61	0.006	0.005	18.85	0.0005	0.035
C243	7.43	26	1.87	5.72	1.81	6.01	0.042	0.046	0.038	0.022	0.05	14.25	19.2	0.51	210	0.36	0.002	1.22	21.7	0.011	9.61	-0.001	-0.002	10.7	-0.0002	0.01
C026	6.97	15.2	5.19	6.19	1.5	4.46	0.022	0.011	0.005	0.012	0.18	9.04	13	0.41	177	0.049	0.003	0.226	18	0.0074	9.59	0.001	<0.001	23.8	<0.0002	<0.002
C644	8.4	41	0.972	11.1	2.56	5.21	0.054	0.035	0.035	0.022	0.03	18.7	16.8	0.61	545	0.514	0.004	0.544	28.8	0.0167	9.58	<0.001	<0.001	7.8	0.0003	0.008
C057	4.74	25.1	3.18	5.48	2.4	7.5	0.037	0.141	0.078	0.026	0.07	12.6	21.9	0.22	349	0.34	0.001	1.205	11.9	0.147	9.58	-0.001	-0.001	14.35	-0.0002	0.02
C334	2.31	9.72	1.26	2.26	1.17	5.12	0.027	0.029	0.048	0.016	0.03	9.07	5.3	0.09	143.5	0.233	0.004	0.79	5.41	0.0241	9.54	-0.001	-0.001	7.73	-0.0002	0.015
C223	3.5	37.3	1.23	5.72	4.36	7.96	0.033	0.26	0.13	0.03	0.05	7.49	17.3	0.18	97.3	0.265	0.003	2.02	12.55	0.201	9.53	<0.001	0.001	7.49	<0.0002	0.044
B052	5.13	65.3	1.61	8.12	5.35	12.6	0.055	0.063	0.18	0.047	0.03	7.61	20.2	0.3	233	0.41	0.003	2.66	18.15	0.1	9.52	-0.001	-0.002	8.63	0.0002	0.07
C255	14.95	107.5	1.12	14.5	4.75	9.19	0.069	0.028	0.06	0.034	0.07	13.3	29	0.89	325	0.51	0.004	1.25	55.9	0.13	9.52	-0.001	-0.002	12.85	0.0003	0.04
B295	8.09	51.6	7.46	12.7	4.76	10.15	0.067	0.024	0.191	0.04	0.06	13	34.5	0.3	1445	0.77	0.005	2.33	17.85	0.128	9.51	-0.001	-0.002	24.4	-0.0002	0.06
B049	12.45	69.3	1.795	15.3	3	8.97	0.045	0.131	0.092	0.025	0.03	10.2	20.2	0.66	247	0.334	0.004	0.87	43.1	0.0375	9.51	-0.001	-0.001	11.85	0.0002	0.02
N178	3.73	50.8	0.85	13.15	6.34	10.05	0.044	0.072	0.163	0.037	0.03	11.55	21.1	0.14	201	0.341	-0.001	1.095	10.85	0.1605	9.51	-0.001	-0.001	8.67	-0.0002	0.048
N053	9.33	58	1.25	13.6	5.54	10.75	0.051	0.241	0.13	0.057	0.03	7.68	45.3	0.36	185.5	0.447	0.004	1.685	23.6	0.1085	9.5	-0.001	-0.001	8.87	0.0003	0.044
C398	7.49	30.8	1.53	7.97	2.5	6.23	0.049	0.005	0.053	0.019	0.07	14.8	20.5	0.49	194	0.386	0.005	0.806	22.9	0.0348	9.5	<0.001	<0.001	16.15	<0.0002	0.021
B090	6.39	44.3	1.175	10.5	3.27	7.42	0.034	0.315	0.185	0.057	0.02	11.25	26.4	0.43	224	0.619	0.004	1.97	24	0.0705	9.48	-0.001	-0.001	8.29	0.0004	0.038
B108	8.54	65.3	2.18	12.2	4.69	6.26	0.04	0.201	0.202	0.046	0.05	12.45	40.5	0.45	361	0.563	0.001	0.922	35.5	0.1255	9.48	-0.001	0.001	14.35	0.0002	0.057
C585	5.46	37.3	1.855	7.12	3.58	11.5	0.066	0.152	0.1	0.062	0.04	12.8	29	0.29	138	1.07	<0.001	1.6	19.9	0.0432	9.47	0.001	<0.001	14.35	<0.0002	0.02
C440-B	5.71	78.9	1.47	9.8	5.53	12.2	0.083	0.072	0.149	0.064	0.03	14.75	22.5	0.29	96.8	1.805	<0.001	5.3	18.75	0.0617	9.47	<0.001	<0.001	7.18	0.0012	0.065
C578	8.23	54.5	2.56	9.96	4.37	8.32	0.061	0.237	0.142	0.056	0.04	13	35.3	0.55	271	0.571	<0.001	1.91	32.7	0.1135	9.46	<0.001	0.001	13.8	0.0002	0.045
C475	7.41	76.5	1.19	12.55	4.52	8.34	0.03	0.131	0.238	0.037	0.04	7.25	23	0.44	655	0.381	0.006	4	27.7	0.0923	9.44	<0.001	<0.001	11.95	0.0006	0.055

Appendix 1. Description, localization and analytical data for the soil samples collected during the 2024 exploration campaign conducted by GeoExplore Survey on the Riley Brook property.

Sample_no.	Co	Cr	Cs	Cu	Fe (wt. %)	Ga (ppm)	Ge	Hf	Hg	In	K (wt. %)	La (ppm)	Li	Mg (wt. %)	Mn (ppm)	Mo	Na (wt. %)	Nb (ppm)	Ni	P (wt. %)	Pb (ppm)	Pd	Pt	Rb	Re	S (wt.%)
C162	8.95	40.1	0.601	13.55	3.34	8.04	0.041	0.241	0.088	0.033	0.04	8.5	26	0.52	262	0.423	0.004	2.28	28.8	0.1285	9.44	<0.001	<0.001	8.53	0.0004	0.032
N173	5.93	34.2	1.255	12.75	3.04	5.71	0.043	0.107	0.086	0.023	0.03	11.75	21.9	0.37	133.5	0.394	0.004	0.453	32.6	0.1145	9.44	-0.001	0.001	9.09	0.0002	0.027
B205	1.1	14.05	1.37	5.54	1.3	11.5	0.052	0.017	0.05	0.016	0.08	15.7	2.9	0.06	76.8	0.79	0.005	0.574	6.39	0.039	9.44	-0.001	-0.002	26.6	0.0002	0.02
N046	16	62.8	1.66	27.2	3.89	7.42	0.049	0.07	0.064	0.032	0.03	11.3	27.7	0.97	353	0.418	0.004	0.395	50.5	0.0307	9.42	0.001	0.001	9.9	0.0004	0.01
B158	8.33	56.2	1.68	12.7	3.99	7.06	0.042	0.02	0.124	0.04	0.05	11.2	32	0.58	227	0.61	0.005	1.05	37.3	0.077	9.39	-0.001	-0.002	14.05	0.0002	0.03
C052	1.655	15.95	1.215	3.24	3.08	10.2	0.021	0.083	0.106	0.044	0.04	12.9	16.3	0.1	115	0.365	0.008	3.24	4.29	0.0747	9.39	<0.001	<0.001	13.1	<0.0002	0.03
B031	9	58.2	2.26	13.3	3.58	8.74	0.038	0.147	0.077	0.034	0.04	8.31	30.2	0.65	323	0.418	0.005	1.435	33.2	0.0519	9.36	0.001	<0.001	13.2	0.0002	0.023
C344	6.05	43.3	0.97	8.57	3.5	8.45	0.035	0.056	0.123	0.03	0.04	9.32	23.5	0.4	178	0.338	<0.001	2.38	20.7	0.1035	9.36	<0.001	<0.001	8.4	0.0002	0.041
C195	3.82	19.65	2.49	4.34	1.93	6.48	0.02	0.037	0.115	0.017	0.05	11.4	12.5	0.2	95.7	0.194	0.005	1.285	12.35	0.0705	9.34	-0.001	0.005	15.55	0.0002	0.018
N160	9.94	41.7	1.125	14.75	2.64	5.03	0.047	0.131	0.061	0.021	0.03	13.3	28.2	0.68	225	0.25	0.003	0.308	44.9	0.0438	9.33	-0.001	0.001	10.65	-0.0002	0.012
C589	8.01	48.9	1.21	10.6	3.57	9.59	0.042	0.073	0.12	0.037	0.03	9.16	31.8	0.35	133	0.64	0.003	1.905	20.2	0.0447	9.33	<0.001	<0.001	5.05	<0.0002	0.024
B248	5.83	56.7	1.54	10.6	3.64	14.25	0.063	0.107	0.071	0.029	0.02	8.71	15.9	0.24	134	0.551	0.003	2.23	13.7	0.0446	9.33	-0.001	0.001	7.64	0.0002	0.03
	10.75	55.4	1.44	12.2	3.96	7.54	0.052	0.18	0.106	0.032	0.04	12.05	32.3	0.48	364	0.215	0.002	0.446	44.4	0.159	9.32	-0.001	-0.001	10.6	-0.0002	0.034
C014	5.8	28	1.485	5.23	2.06	7.23	0.037	0.189	0.096	0.035	0.05	10.55	20.6	0.23	121	0.381	0.002	1.995	20.5	0.046	9.31	<0.001	<0.001	11.25	<0.0002	0.06
B105	2.01	13.55	0.904	4.82	5.98	23.1	0.064	0.385	0.148	0.081	0.02	16.95	7.6	0.08	121	0.95	0.002	1.23	4.6	0.1225	9.31	0.001	0.002	6.74	0.0003	0.083
C360	17.1	80.3	1.35	16.4	4.07	6.96	0.037	0.303	0.115	0.038	0.04	8.9	29.1	1.21	425	0.313	0.007	2.18	50.5	0.0612	9.3	0.001	-0.001	9.55	0.0011	0.032
B159	12.95	66.9	1.425	17.45	3.09	7.83	0.053	0.026	0.054	0.029	0.06	12.8	20.5	0.85	422	0.708	0.004	0.728	45.5	0.0406	9.27	<0.001	0.001	10.6	0.0005	0.015
C327	5.75	62	1.195	7.06	5.21	8.86	0.036	0.177	0.159	0.053	0.03	8.36	25.1	0.29	275	0.351	0.01	2.72	16.25	0.1255	9.24	-0.001	-0.001	5.43	-0.0002	0.076
C308	6.71	24	2.91	6.63	2.67	7.54	0.058	0.014	0.081	0.026	0.09	15.6	20.2	0.32	186.5	0.69	0.004	1.25	16.05	0.082	9.24	-0.001	-0.002	19.9	0.0006	0.03
C354	8.2	25.9	1.34	5.61	1.42	4.02	0.024	0.005	0.016	0.014	0.08	13.4	16.1	0.55	358	0.273	0.005	0.292	21.5	0.0144	9.24	<0.001	<0.001	11.4	<0.0002	0.009
C642	2.41	30.9	0.564	4.37	4.19	15.95	0.039	0.055	0.092	0.041	0.03	9.22	10.2	0.14	108.5	0.523	0.003	2.09	9.91	0.0633	9.24	<0.001	<0.001	4.98	<0.0002	0.037
C588	4.79	50.1	0.367	9.86	4.59	10.7	0.042	0.109	0.127	0.032	0.02	6.64	13.7	0.21	137	0.458	0.003	2.76	11.4	0.0688	9.23	<0.001	0.001	1.92	<0.0002	0.037
B282	8.77	48.3	3.62	24.8	3.26	6.42	0.055	0.063	0.05	0.024	0.07	16.55	26.4	0.61	262	0.575	<0.001	0.476	50.8	0.0362	9.22	<0.001	<0.001	13.8	0.0003	0.014
C036	3.95	12.85	2.42	3.66	1.09	4.23	0.031	0.008	0.006	0.009	0.11	14.25	9.8	0.23	197.5	0.13	0.003	0.523	9.62	0.013	9.21	-0.001	-0.002	16.35	-0.0002	0.01
C355	3.87	13.85	1.005	3.6	0.95	3.42	0.021	0.006	0.024	0.007	0.06	12.65	6.9	0.23	134.5	0.147	0.006	0.431	10.25	0.016	9.2	<0.001	<0.001	8.45	<0.0002	0.016
C332	12.9	48.2	0.862	9.34	3.25	5.35	0.037	0.104	0.082	0.023	0.04	11.4	31.1	0.91	433	0.194	0.005	0.826	49.9	0.0499	9.19	-0.001	-0.001	8.81	0.0003	0.021
N220	12.85	57.6	2.49	19.3	4.75	7.54	0.048	0.167	0.093	0.035	0.04	19.3	43.8	0.73	261	0.377	0.004	0.477	61	0.0858	9.18	-0.001	-0.001	13.2	0.0004	0.03
B267	5.28	38.8	1.025	9.21	3.61	5.45	0.035	0.028	0.063	0.03	0.03	13.55	20	0.32	150	0.729	0.003	1.355	20.3	0.0462	9.18	-0.001	0.001	11.55	0.0002	0.033
C570	5.21	52.8	0.712	7.42	4.21	10.25	0.053	0.085	0.123	0.038	0.03	7.98	20.3	0.32	132	0.426	0.003	2.69	20.6	0.079	9.17	<0.001	<0.001	6.99	0.0005	0.04
C629	4.14	42.6	0.999	9.87	4.66	11.35	0.035	0.058	0.066	0.035	0.04	12.45	14.5	0.24	152	1.755	0.004	3.39	12.15	0.0503	9.17	0.001	<0.001	11.65	0.0002	0.041
B092	11.35	54.8	1.39	15.3	3.4	7.18	0.036	0.307	0.089	0.047	0.02	10.1	23.9	0.72	276	0.393	0.004	1.39	33.5	0.0565	9.16	-0.001	0.001	9.16	-0.0002	0.031
C322	6.31	25.7	2.34	8.46	1.96	6.49	0.019	0.034	0.058	0.017	0.05	11.3	14.6	0.36	156	0.318	0.003	0.906	18.35	0.0244	9.13	<0.001	<0.001	14.65	<0.0002	0.012
B109	7.83	50.6	1.725	11.3	2.56	5.66	0.037	0.148	0.124	0.025	0.04	10.35	23.8	0.4	276	0.468	0.002	1.06	31.6	0.068	9.12	0.001	0.001	14.3	-0.0002	0.03
C549	14.1	77.9	1.825	17.1	4.86	11.45	0.051	0.087	0.083	0.046	0.04	9.34	32	0.95	324	0.488	0.002	2.03	34.8	0.0801	9.12	0.001	<0.001	12.05	0.0007	0.016
C333	6.44	27.5	0.991	5.6	2.29	5.18	0.035	0.014	0.035	0.012	0.04	11.5	13.7	0.41	197	0.176	0.005	0.804	16.7	0.0447	9.1	-0.001	-0.001	8.63	-0.0002	0.012
N197	16.55	92.4	3.4	29.1	6.12	9.35	0.054	0.03	0.136	0.056	0.05	10.65	42.3	0.9	460	0.589	0.006	1.5	42.9	0.1145	9.09	0.002	-0.001	11.2	-0.0002	0.054
B224	10.2	64.6	1.47	18.65	2.63	6.21	0.051	0.065	0.091	0.031	0.04	11.8	18	0.7	316	0.371	0.003	1.26	38.9	0.0351	9.09	<0.001	0.001	8.89	0.0003	0.017
N175	10.05	46.9	1.525	15.9	3.03	5.47	0.049	0.161	0.071	0.026	0.03	14	32.2	0.64	214	0.309	0.003	0.385	61.2	0.0589	9.08	0.001	0.001	8.42	0.0002	0.025
C610	5.04	47	1.455	8.69	3.95	8.77	0.048	0.19	0.129	0.058	0.04	13.7	19.9	0.3	194	0.717	0.001	1.89	17.75	0.1165	9.08	0.001	<0.001	10.5	<0.0002	0.041
C537	9.35	52.9	1.26	14.25	2.94	7.02	0.034	0.11	0.122	0.025	0.02	8.96	17.8	0.47	186.5	0.319	0.003	1.88	30.3	0.0509	9.07	<0.001	<0.001	7.53	0.0002	0.023
C632	0.969	9.02	0.826	2.95	3.41	18.3	0.03	0.31	0.204	0.081	0.02	6.88	5.4	0.05	64.2	0.971	0.004	4.89	4.39	0.0573	9.07	<0.001	0.001	3.19	0.0003	0.051
C251	7.13	37	1.945	10	2.71	7.15	0.048	0.073	0.113	0.028	0.05	12.7	27.4	0.38	143	0.34	0.002	1.675	26.8	0.052	9.06	0.001	-0.002	11.9	-0.0002	0.03
C042	3.85	26	0.881	4.79	2.51	10.05	0.049	0.027	0.044	0.034	0.04	15.35	20	0.24	118	0.485	0.003	2.29	12.65	0.0323	9.06	<0.001	<0.001	12.3	<0.0002	0.017
B146	10.1	60.3	1.49	12.4	2.81	8.32	0.04	0.012	0.082	0.021	0.04	12.35	22.9	0.71	446	0.361	0.005	1.07	37.1	0.0463	9.04	-0.001	0.001	12.75	-0.0002	0.035
N045	13.15	60.4	2.17	24.5	3.81	8.19	0.049	0.03	0.082	0.035	0.03	12.35	35.8	0.88	548	0.433	0.004	0.643	46.5	0.0657	9.02	0.001	0.001	12.75	-0.0002	0.021
C673	13.8	66.2	1.535	17.2	2.74	8.5	0.026	0.112	0.084	0.033	0.03	8.87	27.8	0.92	245	0.532	0.007	2.43	45.1	0.0368	9.02	<0.001	<0.001	6.76	0.0003	0.04
N216	4.35	41.5	1.57	11.5	4.64	9.24	0.045	0.038	0.093	0.025	0.07	17.15	20.5	0.28	172.5	0.698	0.005	0.479	18.25	0.1165	9.02	-0.001	-0.001	16.9	0.0005	0.034
N157	10.2	59.1	1.19	13.2	4	6.8	0.049	0.137	0.135	0.034	0.02	13	37.9	0.62	201	0.533	0.002	0.767	38.7	0.0473	9.01	0.001	0.001	9.33	-0.0002	0.028
C264	6.58	23.4	1.54	5.4	1.65	3.81	0.051	0.008	0.013	0.014	0.07	15.85	18.2	0.53	202	0.89	0.004	0.431	22.1	0.0132	9.01	0.001	<0.001	10.15	0.0002	0.007
N188	6.83	54.2	1.11	11.4	5.45	8.88	0.043	0.167	0.153	0.024	0.04	12.25	26.8	0.31	420	0.264	0.005	0.763	20.8	0.293	9	-0.001	-0.001	9.77	-0.0002	0.07
C290	11.75	51.6	1.595	9.08	4.14	5.29	0.033	0.184	0.077	0.028	0.05	9.11	39.5	0.6	241	0.479	0.003	0.659	43.9	0.0667	9	-0.001	-0.001	11.4	-0.0002	0.029
N187	5.3	57.3	1.62	8.21	5.45	10.55	0.066	0.124	0.196	0.037	0.04	15.95	31.5	0.28	281	0.336	0.013	0.618	18.05	0.1445	8.99	0.001	0.001	11	-0.0002	0.069
C559	9.74	63.2	0.892	11.15	3.21	7.35	0.036	0.174	0.122	0.034	0.02	7.7	25.4	0.53	179	0.983	0.003	2.01	37.1	0.0616	8.99	<0.001	<0.001	6.4	<0.0002	0.039

Appendix 1. Description, localization and analytical data for the soil samples collected during the 2024 exploration campaign conducted by GeoExplore Survey on the Riley Brook property.

Sample_no.	Co	Cr	Cs	Cu	Fe (wt. %)	Ga (ppm)	Ge	Hf	Hg	In	K (wt. %)	La (ppm)	Li	Mg (wt. %)	Mn (ppm)	Mo	Na (wt. %)	Nb (ppm)	Ni	P (wt. %)	Pb (ppm)	Pd	Pt	Rb	Re	S (wt.%)
N194	8.71	49.3	1.375	17.5	2.82	5.25	0.113	0.131	0.056	0.024	0.06	36.8	37.4	0.64	337	0.593	-0.001	0.257	39.4	0.0924	8.98	-0.001	-0.001	14.9	0.0004	0.032
C284	7.59	37.7	2.2	8.52	3.14	6.23	0.019	0.025	0.081	0.024	0.07	14.15	25	0.5	216	0.465	0.021	1.14	25.4	0.0782	8.98	-0.001	0.005	15.05	0.0008	0.022
C297	1.655	6.64	1.205	2.01	1.32	5.7	0.011	0.02	0.032	0.022	0.05	5.03	4.1	0.1	154.5	0.527	0.002	1.28	4.68	0.0089	8.98	<0.001	<0.001	6.68	<0.0002	0.008
C252	9.43	33.8	1.685	6.13	2.08	5.12	0.06	0.017	0.017	0.014	0.08	15.8	19.7	0.71	318	0.33	0.004	0.839	33.3	0.016	8.97	0.001	-0.002	13.5	-0.0002	0.01
C651	1.78	18.7	1.92	4.21	1.75	6.9	0.025	0.012	0.053	0.015	0.04	5.74	12.7	0.13	89.3	0.122	0.001	1.97	6.4	0.0336	8.97	<0.001	<0.001	10.25	0.0002	0.016
C268	6.97	18.8	3.16	5.26	1.69	4.54	0.026	0.035	0.052	0.02	0.15	11.95	17.1	0.42	297	0.147	0.005	0.568	18.4	0.0239	8.96	0.002	<0.001	20.9	<0.0002	0.01
B269	4.87	36.1	1.405	8.97	3.17	6.56	0.042	0.026	0.045	0.026	0.04	13.85	25.8	0.34	197	0.586	0.003	1.055	18.15	0.0319	8.96	-0.001	-0.001	14.2	0.0002	0.015
C654	8.75	51.8	1.225	13.85	3.64	7.22	0.049	0.073	0.106	0.029	0.03	9.93	22.8	0.49	283	0.36	0.003	2.54	32.7	0.0789	8.95	<0.001	<0.001	10.4	0.0004	0.036
N129	8.89	36.2	1.025	12.55	2.57	4.38	0.036	0.128	0.038	0.017	0.03	11.3	25.3	0.51	170.5	0.254	0.003	0.307	41.6	0.0406	8.95	0.001	-0.001	8.69	-0.0002	0.023
B183	11.9	50.5	1.05	8.52	2.71	6.07	0.035	0.017	0.025	0.017	0.04	12.35	22.5	0.9	371	0.396	0.006	0.412	39.3	0.0319	8.94	-0.001	-0.001	8.69	-0.0002	0.012
C248	3.78	23.5	1.495	4.91	2.03	6.6	0.05	0.066	0.116	0.034	0.04	13.95	23.3	0.15	85	0.36	0.003	1.37	11.55	0.038	8.94	-0.001	-0.002	10.65	-0.0002	0.03
N004	13.85	66.9	2.58	21	3.8	6.98	0.029	0.223	0.095	0.042	0.03	14.1	33.3	0.82	307	0.732	0.007	0.848	52.7	0.0593	8.93	-0.001	-0.001	10.15	0.0004	0.028
C244	6.69	19.5	2.6	4.3	1.36	4.32	0.027	0.005	0.013	0.012	0.1	13.9	11.6	0.38	182	0.108	0.001	0.408	18.5	0.0086	8.93	<0.001	<0.001	16.5	<0.0002	0.003
B167	16	76.1	3.81	19.1	3.37	7.85	0.073	0.017	0.029	0.024	0.09	15.65	25.6	0.97	924	0.803	0.009	0.857	46.5	0.0422	8.92	0.002	0.004	17.65	0.0003	0.019
C020-A	10.75	81.3	0.446	24.5	5.3	10.35	0.047	0.176	0.121	0.044	0.03	6.48	50.1	0.99	263	0.393	<0.001	3.11	36.4	0.16	8.92	<0.001	<0.001	3.12	<0.0002	0.045
C129	7.26	15.45	7.84	5.27	1.41	4.23	0.046	0.014	0.016	0.026	0.17	18.85	19.1	0.52	279	0.167	0.005	0.502	21.9	0.01	8.92	0.001	0.002	22.8	0.0002	0.005
C299	6.41	16.9	1.045	3.93	1.36	2.78	0.024	0.005	0.016	0.012	0.07	13.4	11.9	0.31	256	1.21	0.003	0.346	15.65	0.0127	8.92	0.001	<0.001	10	<0.0002	0.006
C214	7.29	33.5	0.963	7.45	3.49	5.93	0.043	0.077	0.058	0.024	0.05	12.7	29.1	0.43	158	0.81	0.002	1.035	22.8	0.0324	8.91	<0.001	<0.001	8.11	<0.0002	0.012
B061	16.4	101.5	1.815	20.2	3.56	6.69	0.056	0.332	0.063	0.026	0.02	8.98	21.3	1.2	319	0.316	0.007	1.7	58	0.0428	8.89	-0.001	-0.001	6.91	-0.0002	0.023
C369	4.7	26.6	1.2	6.65	2.11	7.86	0.02	0.029	0.072	0.019	0.03	10.65	12	0.23	209	0.223	0.007	1.415	12.25	0.0435	8.88	0.001	<0.001	9.51	0.0003	0.026
C599	2.15	15.85	0.5	3.51	1.38	6.84	0.039	0.024	0.024	0.009	0.03	11.9	3.7	0.11	73	1.675	<0.001	0.981	5.68	0.0157	8.88	<0.001	<0.001	6.98	<0.0002	0.004
B238	8.32	48.4	2.15	14.3	3.77	6.07	0.042	0.188	0.079	0.039	0.05	17.05	38	0.48	243	0.538	0.003	0.849	35.5	0.0868	8.87	-0.001	-0.001	15.95	-0.0002	0.033
B082	8.79	68.7	1.765	9.86	4.18	9.64	0.03	0.253	0.117	0.042	0.04	8.26	30.5	0.49	220	0.495	0.003	2.1	33.6	0.0994	8.86	-0.001	-0.001	10.15	-0.0002	0.063
C316	8.1	50.8	0.959	7.08	2.84	7.5	0.028	0.029	0.055	0.022	0.04	9.92	29.5	0.56	184.5	2.38	0.004	1.86	26.2	0.0264	8.85	<0.001	<0.001	4.5	0.0002	0.024
C203	1.45	16.85	0.569	3.08	2.44	9.91	0.033	0.112	0.059	0.035	0.03	11.8	6.9	0.08	50.3	0.374	0.007	3.54	4.73	0.0392	8.85	-0.001	0.001	5.37	-0.0002	0.028
B041	13.8	91.1	2.26	18.6	3.47	7.7	0.058	0.086	0.083	0.035	0.04	12.95	25.8	0.99	290	0.47	0.003	1.765	57.3	0.04	8.84	0.001	-0.002	10.25	0.0002	0.02
C603	4.1	46.1	1.35	5.95	3.98	11.05	0.05	0.576	0.153	0.091	0.02	8	14.3	0.23	100.5	0.652	0.001	2.45	17.65	0.0585	8.84	<0.001	0.001	4.15	<0.0002	0.055
B221	10.35	61.9	1.735	15.2	3.35	6.15	0.056	0.069	0.09	0.031	0.04	11.7	27.8	0.69	260	0.5	0.005	1.48	42.3	0.043	8.84	-0.001	-0.002	11.65	-0.0002	0.03
N026	10.95	48.9	1.235	17.35	4.14	7.36	0.043	0.063	0.1	0.036	0.03	10.9	29.8	0.53	411	0.332	0.002	0.619	36.7	0.0964	8.82	-0.001	-0.001	8.94	0.0005	0.027
C637	3.26	40.9	1.31	15	4.48	8.48	0.059	0.074	0.09	0.023	0.04	20.7	17.6	0.21	161	0.323	0.005	0.447	12.85	0.0868	8.82	<0.001	<0.001	13	0.0004	0.031
N033	10.1	44.6	1.13	16.55	2.96	5.16	0.035	0.159	0.086	0.021	0.03	12.45	21.8	0.61	191	0.242	0.002	0.42	40.6	0.0444	8.81	-0.001	-0.001	10.25	-0.0002	0.017
B007	9.09	46.1	2.38	13.5	3.25	7.28	0.04	0.043	0.098	0.032	0.05	11.85	21.5	0.57	325	0.38	0.005	1.51	32.4	0.08	8.81	0.001	-0.002	15.35	0.0003	0.02
C621	7.27	54.6	1.135	8.04	3.42	8.97	0.051	0.049	0.069	0.022	0.03	4.36	10	0.36	445	0.256	0.004	2.43	17	0.0891	8.81	<0.001	<0.001	9.76	<0.0002	0.021
C639	3.74	22.1	2.34	5.59	3.21	9.44	0.057	0.541	0.128	0.108	0.04	16.65	16.9	0.27	275	0.918	0.004	3.12	16.55	0.08	8.8	<0.001	<0.001	7.84	<0.0002	0.051
B223	6.92	70.2	1.835	11.75	5.15	11.6	0.06	0.031	0.072	0.049	0.05	11.25	29.3	0.48	345	0.386	0.006	1.855	24.5	0.0901	8.8	0.001	0.002	16.9	0.0005	0.033
N128	6.43	55.6	1.54	10.1	5.18	11.7	0.05	0.053	0.148	0.033	0.04	13.85	19.4	0.29	545	0.498	0.006	0.72	16.35	0.209	8.76	-0.001	-0.001	9.88	0.0002	0.043
C630	7.08	36.9	1.12	9.63	2.76	5.01	0.036	0.295	0.077	0.044	0.03	10.1	21.6	0.49	183.5	0.622	0.003	1.425	34.7	0.038	8.75	<0.001	<0.001	8.47	<0.0002	0.031
C544	6.15	48.2	1.075	7.72	4.87	15.65	0.055	0.03	0.106	0.074	0.03	13.65	23.9	0.43	399	0.528	0.003	2.14	18.95	0.1085	8.74	<0.001	0.001	7.58	0.0007	0.047
C650	10.45	56	1.005	13.6	3.07	5.4	0.023	0.174	0.108	0.032	0.03	7.62	26.2	0.6	249	0.378	0.005	2.43	39.9	0.0541	8.74	<0.001	<0.001	7.71	<0.0002	0.039
N003	6.48	33.4	1.26	14.65	2.62	4.37	0.025	0.036	0.059	0.024	0.04	12.1	16.6	0.24	161.5	0.675	0.002	0.213	22.9	0.0794	8.72	0.001	-0.001	9.45	-0.0002	0.015
C213	7.1	38.6	2.07	9.4	3.74	6.91	0.032	0.074	0.139	0.034	0.07	12.45	32.4	0.34	269	0.343	0.003	0.7	25	0.135	8.71	<0.001	0.001	17.1	<0.0002	0.018
C550	6.44	95.2	0.742	12.05	8.29	16.95	0.082	0.11	0.222	0.088	0.02	6.53	17.3	0.42	230	0.521	<0.001	3.87	17.8	0.144	8.71	0.001	<0.001	2.71	0.0017	0.063
N113	10.85	64.4	3.12	16.4	5.33	9.08	0.05	0.091	0.067	0.039	0.06	14.15	47.5	0.67	290	0.577	0.006	0.49	39.8	0.0942	8.7	0.001	-0.001	18.9	-0.0002	0.027
B022	5.6	49.5	1.985	12.65	4.51	11.9	0.038	0.006	0.189	0.042	0.07	11.15	22.5	0.29	355	0.66	0.027	1.245	21.7	0.1105	8.69	0.001	<0.001	22.6	<0.0002	0.072
C534	15.15	99.1	0.613	18.55	5.7	14.45	0.042	0.203	0.097	0.03	0.03	3.79	14.1	1.13	527	0.292	0.009	2.37	44.8	0.068	8.68	<0.001	<0.001	3.86	0.0002	0.05
C134	7.84	26.1	2.17	6.5	1.82	4.11	0.045	0.029	0.022	0.017	0.08	20.5	29.2	0.51	370	0.532	0.005	0.429	23.3	0.0234	8.68	0.001	0.001	13.25	0.0002	0.009
B276	3.04	22.8	2.46	5.8	2.18	6.29	0.039	0.016	0.028	0.022	0.05	13	11.4	0.17	99.8	0.48	0.004	0.734	10.8	0.038	8.67	-0.001	-0.002	21.1	-0.0002	0.02
C155	3.7	12.8	2.18	3.73	1.35	3.06	0.027	0.005	0.014	0.01	0.1	9.16	7.2	0.2	125	0.188	0.001	0.533	8.95	0.0072	8.66	0.001	<0.001	14.15	<0.0002	0.003
C606	8.31	56.4	1.5	11.6	4.45	10.25	0.065	0.353	0.158	0.073	0.04	10.15	23.8	0.46	286	0.561	0.001	3.26	27.9	0.12	8.65	0.001	0.001	14.45	0.0003	0.06
B219	7.25	57.6	1.26	8.19	4.05	9.17	0.055	0.042	0.101	0.036	0.04	12.05	28.3	0.44	228	0.36	0.003	1.54	30.1	0.086	8.64	-0.001	-0.002	14.85	-0.0002	0.03
C532	18.5	76.7	1.07	16.25	4.03	6.83	0.048	0.134	0.131	0.038	0.02	6.99	30.9	0.91	275	0.323	0.003	1.865	58.3	0.0724	8.64	<0.001	<0.001	6.15	<0.0002	0.047
B099	10.6	50.7	1.325	12.05	2.83	5.83	0.06	0.082	0.076	0.028	0.03	11.75	20.8	0.64	226	0.436	0.004	1.065	38.3	0.0394	8.63	0.001	-0.001	8.72	-0.0002	0.018
C538	12.2	63.6	1.135	15.65	3.3	6.77	0.04	0.133	0.089	0.027	0.03	10.25	24.1	0.76	242	0.278	0.004	1.64	47.4	0.0414	8.63	<0.001	<0.001	11.8	<0.0002	0.023
N054	13.75	75.4	1.8	17.15	3.97	9.24	0.047	0.199	0.096	0.039	0.02	8.77	38.1	0.9	252	0.332	0.004	1.255	57	0.0592	8.62	-0.001	-0.001	10.1	0.0002	0.029

Appendix 1. Description, localization and analytical data for the soil samples collected during the 2024 exploration campaign conducted by GeoExplore Survey on the Riley Brook property.

Sample_no.	Co	Cr	Cs	Cu	Fe (wt. %)	Ga (ppm)	Ge	Hf	Hg	In	K (wt. %)	La (ppm)	Li	Mg (wt. %)	Mn (ppm)	Mo	Na (wt. %)	Nb (ppm)	Ni	P (wt. %)	Pb (ppm)	Pd	Pt	Rb	Re	S (wt.%)
B237	7.72	44.7	1.18	11.5	3.33	4.75	0.042	0.026	0.068	0.025	0.04	14.35	26.6	0.52	215	0.634	0.003	0.972	33.3	0.0485	8.62	-0.001	-0.001	8.07	-0.0002	0.026
C345	9.77	41.2	0.961	9.29	2.89	8.38	0.036	0.019	0.108	0.024	0.04	11.85	17.9	0.41	443	0.317	0.004	1.67	19.35	0.0848	8.61	<0.001	<0.001	9.52	<0.0002	0.035
C111	9.14	20	13.6	6.63	1.81	5.75	0.046	0.008	0.007	0.027	0.36	18.95	17.6	0.58	244	0.171	0.001	0.89	23.6	0.006	8.6	<0.001	<0.001	29.8	0.0002	<0.002
C543	5.36	31.6	0.739	8.05	3.68	8.56	0.044	0.272	0.139	0.087	0.03	10.85	22.7	0.32	237	0.699	0.004	1.405	21.3	0.103	8.58	<0.001	0.001	6.68	0.0002	0.063
C224	5.33	15.05	2.3	4.2	1.37	4.46	0.026	0.01	0.013	0.012	0.13	12.75	13.8	0.37	140.5	0.091	0.004	0.55	15.75	0.0083	8.58	<0.001	<0.001	17	<0.0002	<0.002
B272	12.2	89.7	1.575	18	4.03	5.38	0.034	0.386	0.16	0.037	0.02	6.66	21.4	0.82	361	0.397	0.005	2.36	40	0.0716	8.57	-0.001	0.001	7.04	0.0002	0.051
C099	10.95	32.8	2.02	9.74	2.01	5.25	0.047	0.034	0.016	0.021	0.15	16.65	30.8	0.85	401	0.08	<0.001	0.24	35.8	0.0201	8.56	<0.001	<0.001	17.5	<0.0002	<0.002
C107	10.8	41.8	1.32	9.28	2.68	4.4	0.033	0.117	0.068	0.023	0.05	12.4	24.9	0.5	189.5	0.322	<0.001	1.405	42.5	0.0483	8.55	<0.001	<0.001	10.5	<0.0002	0.014
N229	17.1	107.5	1.395	46.6	5.78	8.97	0.038	0.115	0.113	0.046	0.02	6.23	36.2	0.79	379	0.549	0.001	0.881	41.2	0.0649	8.54	0.001	-0.001	5.54	-0.0002	0.029
C295	3.51	18	1.51	3.65	1.88	5.96	0.024	0.04	0.062	0.019	0.05	12.1	14.5	0.19	146.5	0.233	0.003	1.03	9.86	0.0309	8.54	<0.001	<0.001	11.4	<0.0002	0.015
C114	4.77	18.55	1.74	4.85	1.84	4.5	0.029	0.032	0.054	0.019	0.1	10.8	15.3	0.32	121	0.178	<0.001	0.889	14.55	0.0181	8.54	<0.001	<0.001	13.75	<0.0002	0.011
C182	4.46	15.7	1.295	4.75	1.15	4.16	0.017	0.026	0.033	0.018	0.04	10.95	12.8	0.31	131	0.248	0.001	1.015	15.95	0.0112	8.53	<0.001	<0.001	9.71	<0.0002	0.009
B057	7.43	64.9	1.9	12.2	3.74	8.72	0.043	0.121	0.113	0.031	0.03	11	29.4	0.44	183.5	0.544	0.004	1.65	30.3	0.0601	8.52	0.001	0.001	12.35	0.0003	0.034
C027	4.48	19.75	3.03	4.71	1.6	4.38	0.023	0.102	0.037	0.022	0.05	11.3	17.3	0.12	79.4	0.16	0.002	0.709	12.75	0.0446	8.52	<0.001	<0.001	10.8	<0.0002	0.013
B046	6.43	70.8	2.34	11.15	5.07	13.9	0.057	0.045	0.108	0.049	0.04	9.22	22.4	0.37	323	0.46	0.005	2.16	25.3	0.158	8.51	-0.001	-0.002	13.7	0.0003	0.06
B056	5.06	38.1	2.51	7.83	3.39	11	0.037	0.011	0.097	0.032	0.04	12.1	20	0.34	434	0.526	0.004	1.395	16.2	0.157	8.51	-0.001	0.001	16.6	0.0002	0.038
B133	8.96	44.9	1.26	14.8	2.67	4.26	0.065	0.029	0.042	0.022	0.04	13.05	16.9	0.63	249	0.295	0.005	0.785	34.8	0.0331	8.5	0.001	-0.001	12.2	-0.0002	0.014
C594	6.74	68.7	0.642	10.2	4.72	9.62	0.029	0.22	0.148	0.037	0.02	5.44	16.3	0.31	156	0.36	0.003	2.46	21.3	0.0875	8.5	<0.001	<0.001	4.39	0.0002	0.043
C016	3.48	21.5	1.03	5.15	2.02	10.2	0.035	0.218	0.13	0.04	0.05	11.9	15.9	0.22	196.5	0.592	0.003	3.22	13.4	0.0594	8.49	0.001	<0.001	9.48	<0.0002	0.028
C556	2.85	25	2.13	4.17	3.12	13.1	0.047	0.116	0.188	0.076	0.03	8.71	12.6	0.12	451	0.852	0.003	1.235	8.23	0.0716	8.49	<0.001	<0.001	11.3	<0.0002	0.041
N153	2.62	54.8	0.618	5.75	5.06	10.25	0.048	0.161	0.189	0.042	0.02	10.3	24.7	0.12	112	0.611	0.003	0.961	9.68	0.128	8.48	0.001	0.002	4.48	-0.0002	0.071
C393	6.45	52.4	0.948	8.12	3.37	7.12	0.034	0.077	0.101	0.027	0.02	9.07	11.3	0.3	264	0.309	0.004	1.84	16.75	0.1105	8.48	<0.001	0.001	7.32	0.0002	0.037
C286	12.65	42.7	0.482	9.19	2.67	4.91	0.061	0.116	0.01	0.014	0.04	21.1	17.1	0.87	409	0.178	0.004	0.122	42	0.0181	8.48	-0.001	0.001	4.45	0.0003	0.002
B027	12.35	82.1	3.95	14.5	4.22	10.7	0.03	0.026	0.13	0.039	0.06	8.97	32.7	0.68	426	0.513	0.007	1.685	39.4	0.0744	8.47	<0.001	<0.001	21.8	0.0003	0.034
C229	3.91	16.05	1.87	4.81	1.57	4.6	0.046	0.006	0.016	0.01	0.07	17.5	11.6	0.24	119.5	0.29	0.004	0.778	12.2	0.021	8.47	-0.001	-0.002	18.3	-0.0002	0.01
B095	12.65	78.7	1.88	20.1	3.66	8.95	0.042	0.074	0.073	0.037	0.03	10.2	19.3	0.81	319	0.352	0.006	1.6	42.4	0.0607	8.46	-0.001	-0.001	8.95	0.0007	0.025
C139	4.9	16.3	0.546	4.68	3.1	8.58	0.042	0.047	0.051	0.024	0.04	10.1	14.4	0.3	314	0.32	0.004	1.125	6.4	0.1395	8.46	<0.001	<0.001	5.22	0.0002	0.016
B032	5.76	47.1	1.47	10.35	4.03	8.2	0.036	0.028	0.116	0.036	0.04	7.33	29.9	0.4	313	0.358	0.023	2.23	25.3	0.0904	8.45	<0.001	<0.001	10.1	0.0002	0.068
C576	4.16	33.4	2.05	6.14	4.24	12.05	0.085	0.13	0.197	0.101	0.04	15.2	16.3	0.2	418	0.894	0.003	1.375	10.85	0.172	8.45	<0.001	0.002	10.95	0.0006	0.066
C615	5.36	78.9	1.205	9.23	6.85	14.7	0.062	0.126	0.163	0.051	0.03	6.98	18.4	0.28	186.5	0.596	<0.001	4.11	16.35	0.1305	8.45	0.001	<0.001	7.52	0.0003	0.057
C172	1.22	12.1	0.739	2.27	1.74	9.15	0.03	0.145	0.035	0.028	0.03	8.79	6.4	0.07	54.6	0.225	0.003	2.62	4.29	0.0347	8.45	0.001	<0.001	4.69	0.0002	0.017
C565	3.6	45.2	1.055	8.1	4.25	9.94	0.034	0.053	0.138	0.028	0.04	4.08	16	0.18	364	0.183	<0.001	3.07	13	0.0983	8.44	<0.001	0.001	12.05	<0.0002	0.038
C616	10.2	61.6	1.095	14.2	3.92	6.77	0.039	0.443	0.182	0.036	0.03	9.23	30.6	0.42	199	0.581	0.017	2.2	33.6	0.0867	8.44	<0.001	0.001	7.6	<0.0002	0.045
B287	19.3	98.5	2.47	32.4	5.78	11.1	0.066	0.068	0.062	0.045	0.06	10.85	31.9	1.03	457	0.587	0.003	1.405	58.6	0.1685	8.41	<0.001	<0.001	11.3	0.0004	0.035
B228	6.41	83.7	5.13	19.75	5.6	8.36	0.073	0.311	0.18	0.079	0.03	17.7	25.5	0.33	243	1.1	0.008	3.33	19.8	0.094	8.41	0.001	-0.002	8.15	-0.0002	0.09
N092	12.1	59.9	3.36	11.35	4.25	10.8	0.035	0.152	0.061	0.038	0.03	7.74	49.5	0.66	221	0.249	0.003	1.46	26	0.0645	8.4	-0.001	-0.001	8.38	-0.0002	0.013
C145	2.54	10.45	1.325	2.26	1.28	3.86	0.024	0.008	0.013	0.007	0.09	7.71	7.5	0.14	101.5	0.158	0.003	0.389	6.32	0.0191	8.4	<0.001	<0.001	9.26	<0.0002	0.006
B127	7.05	53.8	0.982	9.5	5.02	8.63	0.068	0.184	0.103	0.041	0.03	10.25	26.4	0.45	152.5	0.432	0.005	1.64	29.2	0.1615	8.39	0.001	0.001	11.25	0.0003	0.043
B096	9.33	69.2	2.39	14	3.73	10	0.048	0.057	0.08	0.04	0.03	11.15	22.4	0.79	362	0.429	0.007	2.13	33.9	0.0448	8.39	0.001	-0.001	14.1	0.0004	0.023
N177	4.42	45.4	1.205	10.8	4.34	8.28	0.035	0.018	0.177	0.036	0.03	12.5	26.8	0.23	247	0.349	0.007	1.295	14.55	0.132	8.38	-0.001	0.001	9.17	0.0003	0.065
C661	0.982	5.77	1.3	6.22	5.4	25.2	0.052	0.062	0.199	0.125	0.04	8.07	2.5	0.05	401	1.25	0.005	1.335	2.85	0.1295	8.38	0.001	-0.001	12.75	0.0002	0.099
B122	4.09	44.9	1.12	6.54	5.76	10.25	0.053	0.28	0.171	0.051	0.02	8.39	21.3	0.24	170	0.507	0.004	2.08	13.65	0.0796	8.37	0.001	0.001	6.01	-0.0002	0.053
C674	5.79	70.6	1.285	14.45	5.78	14.55	0.037	0.195	0.135	0.046	0.02	7.7	17.9	0.29	114	0.482	0.007	4.15	15.95	0.0895	8.35	<0.001	<0.001	5.19	<0.0002	0.048
B028	16.35	85.2	1.77	18.35	4.06	7.73	0.04	0.108	0.093	0.035	0.05	10.05	22.7	0.94	321	0.361	0.007	1.79	50.1	0.0854	8.34	<0.001	<0.001	11.05	<0.0002	0.028
B250	15.35	91.1	1.98	18.2	4.15	9.2	0.064	0.151	0.086	0.033	0.03	9.8	27.3	0.91	423	0.828	0.003	1.79	46.5	0.0517	8.34	0.001	0.001	11.25	-0.0002	0.035
N089	3.26	34.1	1.015	7.37	3.62	7.61	0.036	0.069	0.041	0.026	0.03	14.9	17.9	0.17	116	0.211	-0.001	0.519	12.15	0.062	8.34	0.001	-0.001	5.9	-0.0002	0.02
N207	4.95	47.4	0.94	9.2	4.07	9.52	0.045	0.168	0.108	0.024	0.03	16.9	16.6	0.22	121	0.534	0.001	0.892	19.2	0.0905	8.33	-0.001	-0.001	8.42	0.0003	0.035
C326	1.49	4.67	0.868	1.7	1.22	2.7	0.022	0.005	0.011	0.013	0.04	6.91	2.5	0.11	162.5	0.607	0.005	0.576	4.35	0.01	8.32	-0.001	-0.001	7.59	-0.0002	0.009
C280	4.94	17.5	1.75	4.9	1.78	5.38	0.033	0.025	0.022	0.017	0.11	18.4	14.1	0.4	132.5	0.135	0.004	0.318	17.75	0.013	8.3	0.001	0.001	12.7	-0.0002	0.007
C165	9.49	61	1.105	8.9	4.78	9.91	0.049	0.156	0.136	0.038	0.05	8.17	37.4	0.48	362	0.344	0.005	2.35	25.4	0.737	8.28	<0.001	<0.001	14.15	0.0007	0.055
C236	4.55	30.1	1.655	4.98	4.02	7.97	0.045	0.064	0.117	0.02	0.05	11.55	24.5	0.26	130	0.23	<0.001	0.828	15.85	0.242	8.27	<0.001	<0.001	11.2	<0.0002	0.017

Appendix 1. Description, localization and analytical data for the soil samples collected during the 2024 exploration campaign conducted by GeoExplore Survey on the Riley Brook property.

Sample_no.	Co	Cr	Cs	Cu	Fe (wt. %)	Ga (ppm)	Ge	Hf	Hg	In	K (wt. %)	La (ppm)	Li	Mg (wt. %)	Mn (ppm)	Mo	Na (wt. %)	Nb (ppm)	Ni	P (wt. %)	Pb (ppm)	Pd	Pt	Rb	Re	S (wt.%)
N221	10.2	64.4	5.14	18.95	5.49	10.9	0.067	0.118	0.088	0.043	0.06	21.6	56.4	0.74	252	0.733	0.008	0.471	56.8	0.1055	8.25	-0.001	-0.001	17.7	0.0004	0.042
N141	7.09	56.3	1.93	11.4	5.32	8.32	0.064	0.153	0.148	0.03	0.04	15.65	34.9	0.37	190	0.434	0.005	0.592	29.5	0.1385	8.24	0.002	0.002	15.05	-0.0002	0.05
C602	4.02	47.7	1.19	5.72	5.34	13.4	0.078	0.444	0.257	0.116	0.03	12.9	16.2	0.18	267	0.858	0.003	1.885	12.25	0.108	8.23	<0.001	0.001	7.56	0.0003	0.083
C269	2.66	17.5	2.2	3.95	1.84	10.25	0.026	0.245	0.187	0.052	0.04	11.2	14.2	0.15	373	0.412	0.004	3.51	8.31	0.0725	8.21	<0.001	<0.001	8.69	0.0003	0.044
C647	11.6	86	1.035	17.9	4.85	7.43	0.055	0.198	0.205	0.045	0.02	6.9	13.6	0.37	304	0.4	0.009	2.96	30.7	0.171	8.21	-0.001	-0.002	5.91	0.0002	0.09
B074	15.6	84	1.585	12.4	2.53	7.15	0.027	0.234	0.065	0.043	0.02	7.28	24.6	1.01	276	0.304	0.003	1.925	50.2	0.0357	8.18	-0.001	-0.001	5.44	-0.0002	0.029
B202	8.74	62.7	2.68	12.4	3.6	8.3	0.051	0.046	0.122	0.038	0.05	11.55	33.3	0.49	530	0.38	0.006	1.565	29.2	0.077	8.15	-0.001	-0.002	20.6	0.0002	0.04
C613	9.86	62	1.795	12.8	3.97	9.44	0.059	0.056	0.083	0.038	0.05	12.75	28.6	0.61	249	0.453	<0.001	1.81	38.7	0.0483	8.15	<0.001	0.001	16.25	0.0004	0.019
C607	6.59	49.1	1.04	9.27	4.34	7.61	0.049	0.071	0.118	0.04	0.04	9.2	28.8	0.43	165.5	0.379	<0.001	1.53	28.9	0.0887	8.15	0.001	<0.001	10.7	0.0004	0.033
B155	8.66	97.2	3	16.2	5.92	10.7	0.076	0.035	0.164	0.044	0.07	10.95	36.1	0.62	248	0.542	0.006	2.37	36.2	0.1135	8.15	<0.001	0.003	15.65	0.0009	0.049
C579	2.59	40.6	1.31	5.69	5.14	14.3	0.075	0.062	0.138	0.055	0.03	7.79	15	0.16	188	0.441	<0.001	1.42	8.04	0.0995	8.15	0.003	0.001	8.62	<0.0002	0.011
B059	10.75	53.2	1.275	10.55	2.85	5.5	0.026	0.166	0.073	0.031	0.02	7.56	23.6	0.47	225	0.26	0.001	0.971	41.8	0.0467	8.13	-0.001	-0.001	7.25	-0.0002	0.033
N124	9.72	59.6	1.31	11.65	2.74	5.7	0.048	0.056	0.042	0.021	0.05	17.85	28.2	0.78	383	0.848	0.001	0.207	41.4	0.0549	8.11	-0.001	-0.001	13.15	0.0002	0.014
C546	12.15	67.4	1.075	13.25	3.3	6.22	0.039	0.144	0.116	0.043	0.03	8.4	20.4	0.83	319	0.345	0.003	1.94	49.7	0.062	8.1	<0.001	0.002	8.65	<0.0002	0.04
C552	8	73.6	1.075	8.04	5.8	10.9	0.05	0.193	0.128	0.05	0.03	10.8	25.5	0.51	180	0.364	0.002	2.66	29.5	0.1245	8.1	<0.001	<0.001	8.44	<0.0002	0.051
B177	9.18	61	1.87	14.95	3.63	7.25	0.033	0.051	0.106	0.041	0.03	10.85	26.3	0.56	268	0.44	0.003	1.555	35.5	0.0667	8.09	0.001	-0.001	11.5	-0.0002	0.041
B037	11.5	84	1.71	23.8	3.3	8.92	0.051	0.027	0.069	0.034	0.06	10.9	24.3	0.9	791	0.408	0.015	0.765	47.3	0.0448	8.09	<0.001	<0.001	15.95	0.0003	0.033
C535	9.89	126	0.956	15.15	5.03	10.4	0.056	0.129	0.228	0.048	0.02	5.88	21.9	0.55	231	0.359	0.003	2.79	38.3	0.117	8.09	<0.001	0.001	6.94	<0.0002	0.054
C154	5.38	21.7	1.87	5.75	1.68	5.27	0.024	0.046	0.049	0.014	0.06	10.4	21.7	0.28	182	0.292	0.003	0.593	14.4	0.0189	8.09	-0.001	-0.001	13.15	-0.0002	0.014
B033	0.217	2.06	0.113	1.32	0.12	2.22	0.024	0.057	0.02	<0.005	0.01	5.2	0.1	0.01	23.7	0.409	0.007	0.568	1.08	0.01	8.09	<0.001	<0.001	0.856	<0.0002	0.01
C551	7.48	58.8	1.455	8.93	3.56	9.66	0.044	0.386	0.17	0.062	0.02	9.64	27.9	0.53	164.5	0.468	0.001	2.13	32.3	0.0471	8.07	<0.001	<0.001	7.58	0.0002	0.025
C119	6.45	14.5	3.85	7.68	1.29	2.69	0.028	0.004	0.01	0.012	0.14	15.1	16.3	0.4	203	0.13	0.006	0.303	18.1	0.0063	8.07	-0.001	-0.001	21.6	-0.0002	0.007
B163	9.4	50.1	1.925	13.7	3.52	7.4	0.066	0.014	0.061	0.024	0.07	15.4	29	0.63	220	0.873	0.005	0.926	37.3	0.0494	8.06	<0.001	0.002	13.4	0.0003	0.019
C113	6.58	23.1	2.44	5.72	1.61	3.91	0.047	0.015	0.019	0.015	0.1	17.6	16.7	0.47	182.5	0.171	0.001	0.972	23.6	0.0084	8.06	<0.001	<0.001	11.85	<0.0002	0.002
C596	6.58	59.5	0.672	9.81	3.79	7.53	0.037	0.12	0.148	0.039	0.02	7.41	16.9	0.24	149	0.419	0.002	2.03	17.6	0.0673	8.06	<0.001	<0.001	4.18	<0.0002	0.039
B014	13	66.5	2.04	15.4	3.49	8.35	0.058	0.111	0.085	0.038	0.05	13.2	30.5	0.65	298	0.29	0.007	1.83	51.1	0.067	8.04	-0.001	-0.002	15.8	-0.0002	0.03
B252	5.11	33.9	1.52	6.3	3.49	10.25	0.07	0.031	0.041	0.031	0.06	17.85	34.9	0.4	142	0.608	0.002	0.835	22.2	0.0557	8.03	-0.001	0.001	19.25	0.0005	0.02
C067	8.05	24.9	1.63	7.04	1.8	4.95	0.04	0.025	0.015	0.015	0.09	15.25	20.6	0.6	198.5	0.148	0.004	0.736	25.5	0.0094	8.03	<0.001	<0.001	12.15	<0.0002	0.006
N050	12.95	51.3	2.13	19.4	3.93	7.19	0.035	0.082	0.095	0.042	0.03	6.51	34.3	0.73	248	0.335	0.003	0.841	45.3	0.0558	8.02	-0.001	-0.001	9.77	-0.0002	0.023
C314	17.15	71.5	1.105	18.5	3.56	7.74	0.046	0.088	0.04	0.027	0.05	12.7	27.1	1.19	369	0.184	0.003	0.539	52.9	0.0342	8.01	0.001	-0.001	10.55	0.0002	0.006
C432	7.54	37.2	1.065	6.96	2.07	4.55	0.023	0.174	0.144	0.021	0.05	11.7	23.7	0.37	183	0.247	0.013	0.948	27.9	0.063	8	0.001	<0.001	12	0.0004	0.043
B131	2.97	33.2	0.821	5.5	3.66	14.8	0.118	0.124	0.242	0.061	0.03	15.55	10.2	0.1	673	0.695	0.008	1.675	6.96	0.1335	8	0.001	0.001	6.78	-0.0002	0.109
N147	5.81	30.6	0.591	11.75	2.8	6.78	0.042	0.007	0.058	0.021	0.05	16.45	19.9	0.42	405	0.363	0.001	0.38	21.5	0.09	7.99	0.001	0.001	11.45	0.0005	0.025
B186	8.37	44.9	1.36	8.33	2.34	7.88	0.036	0.032	0.052	0.021	0.03	11.65	24.3	0.72	230	0.418	0.005	0.919	30.4	0.0259	7.99	0.001	-0.001	9.41	-0.0002	0.014
C041	9.73	37.8	2.43	11.6	2.69	4.52	0.051	0.015	0.022	0.015	0.06	19.35	33	0.87	509	0.696	0.005	0.372	35.8	0.0251	7.99	<0.001	<0.001	11.15	<0.0002	0.009
C553	6.56	42.5	1.12	7.05	4.16	10.55	0.052	0.114	0.249	0.085	0.02	15.3	17	0.29	609	0.811	0.003	1.565	16.3	0.1315	7.98	<0.001	<0.001	5.48	0.0006	0.091
N122	9.43	45.3	0.98	14.75	4.79	5.47	0.04	0.043	0.059	0.036	0.03	11.45	37.9	0.53	187	0.431	0.005	0.667	39.2	0.1025	7.98	-0.001	-0.001	8.02	-0.0002	0.032
B097	9.75	56.5	1.545	16.85	3.3	6.75	0.038	0.143	0.108	0.041	0.02	10.4	20.8	0.78	276	0.529	0.004	1.925	36.2	0.0387	7.98	-0.001	-0.001	8.1	0.0002	0.023
N119	18.3	75.5	2.73	25.8	5.67	10.65	0.077	0.038	0.138	0.049	0.04	16.45	53.4	0.71	807	0.592	0.007	1.28	53.2	0.1755	7.97	-0.001	-0.001	10.95	0.0006	0.06
C554	4.81	37.3	1.04	8.84	3.63	11.75	0.042	0.203	0.173	0.068	0.03	11.95	18	0.29	452	0.642	0.003	1.47	17.7	0.097	7.97	<0.001	<0.001	7.75	0.0008	0.062
C138	11.65	33.5	0.624	10.55	3.68	9.12	0.039	0.25	0.049	0.033	0.03	8.96	27.2	0.69	307	0.32	0.004	2.01	27.8	0.0724	7.97	<0.001	<0.001	7.46	0.0002	0.015
N016	11.8	57.3	1.195	14.65	3	6.08	0.039	0.063	0.05	0.026	0.03	16.8	24	0.83	233	0.312	0.005	0.625	43.6	0.0386	7.97	-0.001	-0.001	8.28	-0.0002	0.014
C083	8.56	47.7	0.969	12.55	3.65	7.47	0.033	0.145	0.149	0.032	0.05	10.3	37	0.41	201	0.317	<0.001	1.125	36.8	0.1085	7.94	<0.001	<0.001	10.8	0.0003	0.032
C592	4.82	61.7	0.889	10.2	4.57	7.46	0.039	0.082	0.207	0.039	0.02	6.74	20.6	0.23	159	0.303	0.007	2.9	20	0.112	7.94	<0.001	<0.001	6	<0.0002	0.065
N062	3.82	35.6	0.953	5.05	2.93	6.84	0.031	0.11	0.12	0.025	0.02	13.1	26.3	0.18	343	0.584	0.002	0.401	13.35	0.0606	7.94	-0.001	-0.001	6.87	0.0007	0.031
B117	3	50.8	0.809	7.03	3.39	13.75	0.057	0.048	0.138	0.045	0.02	7.94	18.8	0.13	65	0.575	0.003	1.395	10.35	0.0512	7.94	-0.001	0.001	6.27	0.0002	0.032
N031	9.48	53.3	1.025	10.45	3.7	6.71	0.033	0.064	0.052	0.028	0.02	9.68	28.7	0.53	140.5	0.362	0.003	0.849	30.4	0.0454	7.93	-0.001	-0.001	6.42	0.0002	0.017
B051	10.55	62.6	1.885	16.4	2.98	7.12	0.044	0.057	0.114	0.03	0.03	9.49	26	0.65	378	0.43	0.002	1.785	42.4	0.077	7.92	-0.001	-0.002	14.8	0.0003	0.04
C555	9.59	74.4	1.03	10.9	3.87	8.04	0.043	0.355	0.155	0.042	0.02	6.78	22.1	0.6	255	0.396	0.003	2.21	35.9	0.0694	7.91	<0.001	<0.001	7.04	0.0013	0.041
N021	11.95	54.1	1.43	27.8	3.95	7.48	0.043	0.019	0.06	0.037	0.03	11.65	31.2	0.71	259	0.498	0.004	0.645	37.9	0.0424	7.91	0.001	0.001	9.39	-0.0002	0.018
N148	6.77	53.8	2.42	11.9	3.47	7.12	0.043	0.116	0.113	0.03	0.03	14.8	30.4	0.32	267	0.506	0.004	0.794	25.3	0.1005	7.91	0.002	0.002	13.9	0.0007	0.046
C670	3	20.7	1.335	4.22	2.37	7.36	0.032	0.129	0.111	0.04	0.03	9.2	12	0.19	117	0.422	0.005	2.04	11.85	0.0623	7.91	<0.001	0.001	9	0.0002	0.042
C131	3.73	18.2	2.98	5.31	1.71	6.42	0.026	0.061	0.086	0.038	0.1	13.7	20.6	0.24	148	0.463	0.005	0.923	13.45	0.0641	7.89	-0.001	0.005	18.95	-0.0002	0.013
N112	7.12	52.8	1.345	12.25	4.39	8.28	0.039	0.132	0.097	0.027	0.03	11.6	40.8	0.36	171	0.364	0.004	0.56	27.7	0.099	7.88	-0.001	-0.001	9.15	-0.0002	0.029
C168	7.77	37.2	1.11	11.15	2.72	6.89	0.038	0.212	0.071	0.032	0.03	9.43	23.6	0.48	182	0.312	0.004	2.15	28.6	0.0502	7.87	<0.001	<0.001	8.62	0.0002	0.02
C677	10.5	81.5	2.18	20	5.38	13.3	0.054	0.174	0.131	0.045	0.03	7.43	15.6	0.63	228	0.56	0.009	2.91	32.8	0.088	7.86	0.001	-0.002	5.75	0.0003	0.07
C023	9.59	30.8	1.925	8.9	2.89	5.92	0.039	0.105	0.047	0.027	0.08	16.1	32.2	0.44	162.5	0.218	0.004	0.953	28.3	0.0454	7.85	<0.001	<0.001	13.45	<0.0002	0.013
C231	6.14	51.1	1.515	10.35	3.11	7.79	0.049	0.105	0.17	0.042	0.04	12.7	42.1	0.36	284	0.37	0.006	1.565	25.1	0.101	7.84	-0.001	-0.002	13.55	-0.0002	0.06

Appendix 1. Description, localization and analytical data for the soil samples collected during the 2024 exploration campaign conducted by GeoExplore Survey on the Riley Brook property.

Sample_no.	Co	Cr	Cs	Cu	Fe (wt. %)	Ga (ppm)	Ge	Hf	Hg	In	K (wt. %)	La (ppm)	Li	Mg (wt. %)	Mn (ppm)	Mo	Na (wt. %)	Nb (ppm)	Ni	P (wt. %)	Pb (ppm)	Pd	Pt	Rb	Re	S (wt.%)
C623	8.32	56.8	2.03	10.55	3.17	6.98	0.022	0.059	0.133	0.018	0.04	9.2	26.2	0.39	501	0.331	0.011	1.56	32	0.09	7.84	<0.001	<0.001	12.45	<0.0002	0.044
B176	9.76	96.3	1.15	13.25	5.34	10.8	0.073	0.1	0.173	0.032	0.02	7.44	17.6	0.45	267	0.481	0.005	2.23	28.9	0.127	7.83	0.002	0.002	6.53	-0.0002	0.071
B008	14.3	77.1	2.74	24.2	3.56	7.55	0.044	0.173	0.125	0.037	0.03	10.15	23.4	1	345	0.41	0.005	2.28	48.4	0.053	7.83	-0.001	-0.002	10.6	0.0002	0.02
N186	2.03	25.2	0.524	4.91	2.54	6.21	0.032	0.035	0.095	0.018	0.02	12.1	11.6	0.11	73.3	0.256	0.003	0.331	9.03	0.0865	7.83	-0.001	-0.001	3.82	-0.0002	0.03
N044	11	81.7	1.595	15.1	4.65	9.76	0.041	0.058	0.102	0.041	0.03	9.35	39	0.84	230	0.461	0.005	1.6	30	0.0654	7.82	0.001	0.001	6.29	0.0006	0.034
C617	14.15	87.6	0.382	16.05	6.5	12.1	0.063	0.094	0.197	0.055	0.02	5.79	8.7	0.37	422	0.294	0.001	3.06	26	0.253	7.82	<0.001	<0.001	2.7	0.0004	0.067
C405	5.8	28.4	0.883	6.38	1.89	4.42	0.024	0.031	0.038	0.015	0.05	14.2	17.1	0.5	203	0.138	0.001	0.41	22.1	0.0174	7.82	<0.001	<0.001	8.69	0.0002	0.008
B017	7.59	48.7	1.575	10.8	2.79	8.48	0.052	0.015	0.122	0.024	0.05	13.85	15.2	0.4	528	0.21	0.005	0.977	21.9	0.122	7.81	-0.001	-0.002	15.5	-0.0002	0.02
C183	5.24	14.95	1.85	4.02	1.24	3.59	0.031	0.004	0.022	0.01	0.11	14.6	14.2	0.4	140.5	0.912	0.007	0.367	15.75	0.0117	7.8	-0.001	-0.001	13.8	-0.0002	0.009
C433	3.5	20.6	0.974	3.84	1.89	4.68	0.023	0.085	0.08	0.012	0.03	13.45	11.5	0.19	165	0.184	0.001	0.747	12.45	0.0578	7.79	0.001	<0.001	10.15	0.0005	0.016
B029	10.45	60.8	1.62	13.4	3.12	8.16	0.047	0.099	0.064	0.032	0.03	9.43	21.3	0.53	223	0.32	0.005	1.785	33.5	0.045	7.79	-0.001	-0.002	11.25	-0.0002	0.03
C386	2.84	7.24	1.045	2.67	0.53	3.37	0.029	<0.002	0.02	0.006	0.04	15.95	5.1	0.16	62.5	0.104	0.002	0.379	8.21	0.0112	7.79	<0.001	<0.001	11.95	<0.0002	0.007
C115	5.93	24.2	1.675	6.28	1.86	4.64	0.029	0.081	0.088	0.017	0.09	12.55	25.8	0.38	137	0.242	0.002	0.786	19.65	0.0249	7.78	<0.001	<0.001	13.25	<0.0002	0.015
B125-A	8.78	62.8	1.405	15.8	3.62	6.99	0.071	0.103	0.136	0.028	0.03	11.6	24.2	0.64	218	0.488	0.005	1.46	37	0.0601	7.76	-0.001	-0.001	11	0.0006	0.031
B148	10.45	58.6	1.465	14.2	3.06	9.18	0.064	0.024	0.067	0.022	0.04	11.6	21.7	0.63	747	0.296	0.003	0.736	37.9	0.0597	7.75	-0.001	0.001	11	0.0005	0.02
C058	3.3	18.05	1.39	4.61	1.74	5.43	0.039	0.035	0.047	0.012	0.07	14.2	15.4	0.2	149	0.18	-0.001	0.46	10.2	0.0537	7.75	-0.001	-0.001	11.5	-0.0002	0.009
C346	9.31	42.1	1.135	8.04	2.69	5.69	0.061	0.008	0.038	0.016	0.06	21.9	21.5	0.78	298	0.269	0.005	0.765	34	0.0259	7.72	<0.001	<0.001	9.77	0.0002	0.012
C238	0.312	3.28	0.857	0.82	0.84	3.1	0.032	0.017	0.016	0.008	0.02	5.34	0.3	0.02	54.5	0.689	0.002	1.585	0.89	0.0079	7.72	<0.001	<0.001	3.88	0.0003	<0.002
N047	9.27	37.9	1.625	17.75	3.53	5.38	0.044	0.101	0.079	0.031	0.03	13.6	35.6	0.42	294	0.331	0.001	0.205	39	0.0691	7.71	0.001	0.001	10.7	0.0006	0.021
N227	7.57	46.5	2.13	8.66	3	6.53	0.036	0.13	0.098	0.026	0.03	12.7	31.5	0.4	1360	0.275	0.004	0.516	29.6	0.0749	7.7	-0.001	-0.001	12.5	0.0005	0.026
C649	7.42	56.1	1.55	10.5	3.84	8.5	0.037	0.019	0.095	0.042	0.03	8.79	22.5	0.43	401	0.259	0.007	2.25	26.4	0.0922	7.7	<0.001	0.001	10.55	<0.0002	0.043
N014	1.395	33.6	0.761	6.36	4.25	7.99	0.041	0.067	0.098	0.029	0.02	15.25	19.9	0.07	38.6	0.273	0.005	0.298	6.47	0.0531	7.7	-0.001	-0.001	6.63	-0.0002	0.04
N226	2.48	33.9	1.095	5.89	3.61	8.28	0.037	0.072	0.106	0.023	0.03	12.2	16.7	0.14	159	0.312	0.004	1.005	9.88	0.0717	7.69	0.001	-0.001	8.51	-0.0002	0.032
B075-A	24	123	3.49	34	5.26	9.01	0.045	0.203	0.064	0.05	0.03	9.45	28.6	1.76	873	0.518	0.002	1.83	58.4	0.0646	7.68	-0.001	-0.001	9.56	-0.0002	0.018
C643	5.78	49.1	1.055	10.65	4.44	8.8	0.044	0.085	0.125	0.044	0.04	9.6	22.3	0.31	164	0.571	0.005	2.34	21	0.0884	7.68	0.001	0.001	8	0.0005	0.046
N139	7.2	45.9	0.977	8.76	3.94	6.73	0.037	0.143	0.11	0.033	0.03	11.15	35.8	0.46	167.5	0.408	0.001	0.61	32	0.0628	7.67	-0.001	-0.001	7.88	0.0002	0.026
C564	12.45	74.4	1.455	20.3	4.19	8.83	0.033	0.163	0.106	0.038	0.05	8.31	26.5	0.58	332	0.31	0.003	1.865	39.8	0.0765	7.66	<0.001	<0.001	10.95	0.0005	0.032
C539	8.89	69.6	1.055	14.4	4.57	8.53	0.044	0.09	0.106	0.034	0.02	8.98	24.5	0.55	202	0.39	0.005	2.49	32.5	0.0795	7.64	<0.001	<0.001	7.65	<0.0002	0.04
C136	12.3	40.5	0.618	13.8	3.54	5.8	0.045	0.174	0.067	0.025	0.04	11.1	29.2	0.75	326	0.408	0.003	1.305	41.5	0.0899	7.63	0.001	<0.001	8.58	<0.0002	0.027
B038	7.99	76.2	1.69	18.8	4.16	7.72	0.042	0.035	0.102	0.045	0.03	7.77	31.6	0.57	147.5	0.539	0.011	1.73	41.8	0.0554	7.63	<0.001	0.001	9.36	0.0004	0.042
N120	16.4	63.1	3.24	29	4.23	6.96	0.039	0.084	0.063	0.043	0.03	9.31	27.7	0.85	329	0.43	0.003	0.563	62.9	0.0446	7.62	0.001	-0.001	7.44	-0.0002	0.019
B021	8.52	77	2.34	20	4.9	12.1	0.036	0.034	0.132	0.042	0.05	8.33	36.2	0.5	234	0.526	0.006	1.76	38.6	0.0762	7.61	<0.001	<0.001	14.35	<0.0002	0.043
C292	8.24	39.8	1.795	10.6	2.77	5.69	0.017	0.279	0.092	0.041	0.05	10.2	25.1	0.49	265	0.552	0.003	2.01	30.7	0.0556	7.6	0.001	-0.001	11.85	-0.0002	0.023
B016	8.51	65	2.67	15.8	3.7	9.53	0.049	0.022	0.152	0.037	0.07	10.9	36.2	0.57	260	0.31	0.007	1.375	37.9	0.064	7.6	-0.001	-0.002	17.45	-0.0002	0.04
C118	3.39	8.41	1.355	2.37	1.05	3.04	0.011	0.009	0.017	0.006	0.08	5.01	6.3	0.18	210	0.061	0.005	0.278	5.42	0.0259	7.6	-0.001	-0.001	8.42	0.0003	0.01
C527	8.5	64.4	0.853	10.65	4.03	4.7	0.046	0.383	0.176	0.053	0.03	6.81	26.5	0.5	194	0.435	0.002	1.905	35.4	0.0989	7.59	<0.001	0.001	5.84	0.0002	0.071
C256	10.3	44.9	0.838	11.75	2.87	5	0.03	0.102	0.064	0.02	0.04	11.35	24.5	0.83	272	0.256	0.004	1.03	46.1	0.0363	7.59	-0.001	0.001	10.05	0.0003	0.014
C085	5.9	25.8	1.865	6.62	2.58	7.3	0.031	0.071	0.076	0.024	0.06	12.65	25.8	0.29	211	0.342	0.001	1.02	16.1	0.1015	7.59	<0.001	<0.001	16.2	<0.0002	0.013
C568	9.07	43.3	1	6.39	1.77	7.52	0.029	0.03	0.026	0.021	0.03	13.5	20.3	0.51	210	0.615	0.004	0.981	26.6	0.0151	7.59	<0.001	<0.001	10.15	<0.0002	0.004
C545	5.7	51.4	1.005	7.45	3.9	10.95	0.032	0.039	0.136	0.037	0.03	6.31	10.4	0.33	581	0.445	0.003	2.33	14.25	0.0793	7.58	<0.001	0.001	8.85	<0.0002	0.049
C584	0.725	8.86	1.47	2.78	4.28	19.55	0.129	0.244	0.2	0.148	0.03	7.62	6.7	0.04	171	1.255	<0.001	0.834	2.67	0.084	7.58	<0.001	0.001	7.49	0.0006	0.04
C197	7.04	43.8	1.055	9.13	2.88	8.72	0.036	0.22	0.114	0.044	0.04	9.01	27.1	0.4	199	0.349	0.001	2.32	25.3	0.079	7.57	0.001	<0.001	10.3	0.0002	0.033
N189	6.07	45.6	1.31	7.75	4.33	6.9	0.042	0.107	0.105	0.025	0.03	12.1	34.3	0.31	137	0.285	0.004	0.534	27.1	0.142	7.57	-0.001	0.001	8.17	-0.0002	0.05
B015	12.4	72.7	2.05	15.75	3.71	7.96	0.049	0.074	0.136	0.034	0.05	9.27	28.3	0.69	270	0.32	0.007	1.785	50.6	0.079	7.53	-0.001	-0.002	13.35	0.0003	0.03
B019	10.5	56.3	1.095	16.15	2.8	5.54	0.027	0.05	0.054	0.023	0.04	10.6	20.8	0.76	268	0.36	0.004	0.885	44.2	0.0358	7.53	<0.001	<0.001	10.85	0.0003	0.013
N185	5.42	36.9	1.005	8.04	3.91	6.81	0.047	0.041	0.07	0.018	0.04	12.65	29.8	0.37	153.5	0.837	0.008	0.543	21.8	0.0937	7.53	-0.001	-0.001	11	-0.0002	0.051
B023	4.05	37.3	0.956	8.27	3.14	8.33	0.026	0.025	0.131	0.035	0.04	10.2	18	0.21	164	0.559	0.015	2.02	15.55	0.0847	7.5	<0.001	<0.001	9.56	<0.0002	0.057
B110	8.5	49.6	1.42	12.1	2.6	5.1	0.041	0.045	0.077	0.02	0.03	11.3	22.8	0.6	177	0.292	0.002	0.721	34.9	0.028	7.5	0.002	-0.001	9.49	-0.0002	0.017
C222	6.12	49.5	1.495	8.98	4.89	9.55	0.077	0.076	0.131	0.05	0.04	7.97	29.1	0.37	182	0.399	<0.001	2.7	22.1	0.1115	7.49	<0.001	<0.001	12.65	<0.0002	0.013
C529	12.15	66.5	1.01	12	4.57	7.86	0.047	0.101	0.126	0.039	0.02	8.81	28.4	0.76	260	0.319	0.003	2.1	40.4	0.0809	7.49	<0.001	<0.001	7.15	0.0007	0.041
B193	8.82	57.3	1.645	12.05	3.55	6.9	0.031	0.185	0.091	0.033	0.03	10.15	28.4	0.69	298	0.309	0.003	1.085	38.3	0.0634	7.47	0.001	-0.001	10.25	0.0005	0.032
B135	4.71	34.8	1.335	8.38	2.66	5	0.052	0.039	0.085	0.017	0.05	10.2	18.1	0.31	154.5	0.274	0.003	0.757	20.4	0.0577	7.46	-0.001	-0.001	12.55	0.0003	0.021
C583	5.33	42.8	1.745	6.52	4.18	11.65	0.076	0.349	0.2	0.094	0.03	7.37	19.6	0.33	178	0.621	0.001	1.98	23.4	0.0788	7.45	<0.001	<0.001	8.26	0.0005	0.058
B087	7.57	47.3	1.35	10.75	3.33	8.75	0.029	0.143	0.089	0.031	0.03	8.93	24.5	0.38	184.5	0.369	0.004	1.225	26.4	0.0711	7.45	-0.001	-0.001	8.85	-0.0002	0.039
B206	4.1	27.1	1.57	5.73	1.73	6.35	0.037	0.029	0.088	0.025	0.04	18.2	15.3	0.17	196	0.608	0.019	0.901	13.95	0.0504	7.45	<0.001	<0.001	18.25	<0.0002	0.036
C343	10.5	51.6	1.195	8.73	3.22	6.63	0.029	0.168	0.094	0.025	0.05	9.17	27.5	0.65	293	0.244	<0.001	1.77	39.1	0.0692	7.42	<0.001	<0.001	11.05	<0.0002	0.028
B030	12.3	86.2	3.72	20.7	4.6	8.79	0.046	0.052	0.118	0.038	0.08	5.07	28.4	0.64	307	1.02	0.014	1.33	46.9	0.0822	7.41	<0.001	<0.001	23.4	0.0002	0.053
N075-A	11.1	50.1	1.83	14.4	3.76	6.16	0.039	0.031	0.098	0.039	0.03	9.78	31.6	0.62	215	0.424	0.002	0.942	34.2	0.0522	7.41	-0.001	-0.001	8.75	-0.0002	0.023
B098	5.99	47.6	1.25	7.49	3.24	9.12	0.063	0.099	0.104	0.034	0.02	9.91	18.9	0.3	191	0.461	0.003	1.645	19.45	0.0701	7.41	-0.001	0.001	8.97	0.0002	0.033
C312	12.2	77.6	1.335	14.6	4.29	8.4	0.057	0.079	0.092	0.036	0.04	16.4	28.5	0.98	292	0.404	0.007	1.73	45	0.0429	7.4	0.001	-0.001	9.07	0.0004	0.035

Appendix 1. Description, localization and analytical data for the soil samples collected during the 2024 exploration campaign conducted by GeoExplore Survey on the Riley Brook property.

Sample_no.	Co	Cr	Cs	Cu	Fe (wt. %)	Ga (ppm)	Ge	Hf	Hg	In	K (wt. %)	La (ppm)	Li	Mg (wt. %)	Mn (ppm)	Mo	Na (wt. %)	Nb (ppm)	Ni	P (wt. %)	Pb (ppm)	Pd	Pt	Rb	Re	S (wt.%)
B246	10.3	57.5	2.16	14.8	2.61	7.27	0.056	0.027	0.038	0.024	0.05	15.9	20.4	0.79	274	0.392	0.004	0.869	39.5	0.0219	7.4	<0.001	0.001	13	0.0002	0.01
C595	6.87	70.1	0.6	14.1	8.58	13.8	0.083	0.071	0.234	0.056	0.02	4.77	8.3	0.43	173.5	0.652	<0.001	3.58	20.3	0.1455	7.39	<0.001	<0.001	2.04	<0.0002	0.067
C019	7.66	33.7	1.26	7.76	2.54	6.41	0.039	0.033	0.082	0.023	0.06	12.65	29	0.44	344	0.645	0.004	1.195	21.3	0.059	7.38	<0.001	<0.001	13	<0.0002	0.023
B284	5.68	45.8	1.845	12.75	2.64	6.08	0.032	0.06	0.048	0.025	0.09	8.39	20.2	0.44	140.5	0.22	0.006	0.846	37.2	0.025	7.38	0.001	-0.002	13.35	-0.0002	0.01
B025-A	7.88	57	1.385	11.8	3.6	6.59	0.027	0.026	0.137	0.037	0.04	8.72	21.1	0.48	243	0.523	0.008	1.415	31.9	0.106	7.37	<0.001	<0.001	10.95	<0.0002	0.035
N015	7.7	87.9	4.62	8.04	5.05	14.65	0.025	0.074	0.071	0.028	0.03	6.15	19.3	0.52	268	0.352	0.007	2.82	24.4	0.0803	7.37	-0.001	-0.001	7.8	0.0008	0.043
B188	7.28	45.7	1.64	10.35	4.04	8.57	0.042	0.134	0.101	0.035	0.04	13.15	35	0.52	589	0.939	0.003	0.763	30.2	0.0837	7.35	-0.001	-0.001	12.95	0.0002	0.03
C147	3.08	10.9	2.03	2.74	0.95	2.3	0.021	0.009	0.015	0.009	0.07	8.36	7.6	0.21	98.5	0.149	0.002	0.376	8.33	0.0066	7.35	-0.001	-0.001	15.65	-0.0002	0.007
B047	7.85	90.6	1.835	11.6	5.41	9.25	0.057	0.102	0.226	0.054	0.03	6.23	22.4	0.37	231	0.51	0.004	2.25	28.9	0.193	7.34	-0.001	-0.002	5.86	0.0002	0.1
N181	12.95	53.9	1.975	18.7	3.8	6.7	0.044	0.162	0.115	0.038	0.02	8.72	30	0.86	284	0.338	0.004	1.29	44.1	0.0704	7.34	0.001	0.001	8.45	0.0005	0.031
B104	2.63	23.5	1.49	6.7	3.08	10.7	0.04	0.039	0.158	0.029	0.04	15.6	11.6	0.12	294	0.63	0.004	0.932	6.42	0.1265	7.33	0.001	0.002	11.85	0.0013	0.037
N075	10.7	49.3	1.57	13.9	3.85	6.58	0.039	0.061	0.082	0.038	0.03	9.93	35	0.61	209	0.397	0.003	1.165	32.3	0.0543	7.32	-0.001	-0.001	7.8	-0.0002	0.033
N018	18	99.3	3.16	16	4.84	9.28	0.033	0.42	0.098	0.042	0.03	7.34	42.6	0.86	222	0.49	0.005	1.565	62.6	0.1125	7.3	-0.001	-0.001	8.52	0.0014	0.043
B006	7.09	60.6	3.2	12.55	3.76	8.1	0.037	0.047	0.189	0.042	0.05	9.58	33.3	0.33	301	0.35	0.007	1.88	20.8	0.132	7.3	-0.001	-0.002	16.7	-0.0002	0.06
B101	9.56	65.1	1.575	12.25	3.31	8.08	0.039	0.103	0.103	0.033	0.02	8.6	22.9	0.56	281	0.509	0.004	1.995	35.9	0.0732	7.29	-0.001	0.001	8.76	-0.0002	0.034
B165	8.27	49.4	1.78	14.8	2.41	6.7	0.043	0.034	0.084	0.027	0.04	12.55	22.7	0.58	198	0.433	0.003	0.848	34.2	0.0388	7.29	<0.001	0.001	12.55	<0.0002	0.016
C600	4.64	42.6	1.14	6.99	3.73	9.9	0.043	0.272	0.109	0.03	0.02	7.42	18.5	0.19	140.5	0.407	0.003	2.87	12	0.0871	7.28	<0.001	<0.001	8.09	0.0002	0.043
C254	13.25	52.4	0.816	13.55	3.15	6.34	0.027	0.102	0.045	0.021	0.03	12.2	23.3	0.86	266	0.22	0.005	0.829	51.1	0.0551	7.28	<0.001	<0.001	10	<0.0002	0.015
C198	7.23	46.9	1.35	10.15	3.2	7.89	0.029	0.125	0.122	0.035	0.05	8.79	27.5	0.42	431	0.293	0.006	2.24	26.4	0.0826	7.27	0.001	-0.001	13.2	0.0002	0.046
B004	11.55	73.7	2.27	14.85	4.19	8.43	0.039	0.127	0.132	0.047	0.03	9.33	34.1	0.67	290	0.37	0.007	2.15	46.4	0.094	7.27	-0.001	-0.002	12.4	-0.0002	0.04
N052	6.94	43.1	1.355	11.95	3.94	9.74	0.04	0.06	0.11	0.042	0.02	8.06	33.9	0.34	210	0.312	0.003	0.706	17.15	0.0691	7.27	-0.001	-0.001	6.81	-0.0002	0.014
C159	3.37	13.95	1.12	3.66	1.27	6.23	0.041	0.01	0.013	0.02	0.04	15.45	13.2	0.28	123.5	0.223	0.003	1.135	11.95	0.0117	7.27	<0.001	<0.001	14.25	<0.0002	0.005
C646	4.05	43.8	0.717	8.17	5.29	10.95	0.038	0.023	0.122	0.033	0.02	8.81	10.3	0.2	163	0.325	0.014	2.07	10.25	0.139	7.25	<0.001	<0.001	4.57	<0.0002	0.059
N077	6.99	43.8	1.405	9.57	3.23	6.16	0.044	0.095	0.107	0.026	0.03	14.2	32.7	0.45	311	0.409	0.004	0.493	29.7	0.0719	7.2	-0.001	0.001	9.13	-0.0002	0.031
N117	10.85	54.2	0.948	11.8	2.83	5.86	0.053	0.019	0.039	0.023	0.04	17.3	21.9	0.83	373	0.311	0.004	0.219	37	0.0395	7.2	-0.001	-0.001	9.49	-0.0002	0.016
C065	8.6	36.5	0.981	9.86	2.83	6.47	0.042	0.088	0.057	0.024	0.06	12.7	37.6	0.49	186.5	0.311	0.003	0.57	39.7	0.0721	7.19	<0.001	<0.001	11.6	0.0003	0.017
B086	9.58	57.1	1.17	14.35	3.55	6.06	0.038	0.06	0.092	0.03	0.02	10.1	21	0.61	213	0.656	0.003	1.74	36.3	0.0566	7.19	-0.001	-0.001	5.63	-0.0002	0.037
C270	4.54	14.6	1.8	3.51	1.21	2.1	0.032	0.007	0.013	0.013	0.07	13.1	11.7	0.29	176	0.11	0.003	0.278	13.15	0.0083	7.18	0.002	<0.001	10.2	<0.0002	0.003
B161	11.7	65.7	2.15	10.45	2.43	7.64	0.055	0.01	0.028	0.019	0.08	13	21	0.83	473	0.654	0.005	0.329	40.3	0.0396	7.17	0.001	0.002	18.5	0.0005	0.012
B162	13.3	66.5	1.48	13.9	2.6	6.34	0.054	0.063	0.013	0.019	0.04	14	19.9	1.04	376	0.279	0.005	0.207	48.2	0.0185	7.17	<0.001	0.001	5.72	<0.0002	<0.002
C153	1.55	10.5	2.15	1.54	1.13	4.06	0.015	0.002	0.017	0.006	0.05	7.77	2.7	0.08	72	0.119	-0.001	0.449	3.33	0.0073	7.15	-0.001	-0.001	9.38	-0.0002	0.002
N025-A	5.01	27.4	1.65	9.09	2.54	6.45	0.048	0.06	0.077	0.025	0.03	17.9	22.3	0.25	432	0.265	0.001	0.219	14.85	0.0705	7.14	0.001	0.001	10.25	0.0003	0.018
B075	40.9	172	4.49	55.3	6.97	12.5	0.069	0.433	0.043	0.062	0.03	9.12	36.7	2.81	1665	0.447	0.002	1.16	88.3	0.0638	7.12	0.001	0.001	7.6	-0.0002	0.013
B025	7.36	53.9	1.27	10.35	3.42	6.2	0.027	0.023	0.121	0.034	0.04	8.33	19.8	0.44	227	0.426	0.006	1.465	29.7	0.117	7.11	<0.001	<0.001	10.75	<0.0002	0.032
C593	6.99	82.3	0.841	14.8	5.06	7.34	0.038	0.432	0.195	0.043	0.02	6.42	20.5	0.31	112	0.419	0.002	2.34	29.5	0.1105	7.11	0.001	0.001	4.83	0.0003	0.072
C347	8.08	31	0.955	5.15	1.79	4.73	0.047	0.007	0.02	0.013	0.06	16.8	18.8	0.6	394	0.189	0.004	0.346	27.2	0.019	7.11	<0.001	<0.001	9.6	0.0003	0.007
C590	5.52	42.5	1.195	8.48	2.87	8.66	0.048	0.013	0.081	0.027	0.02	9.96	18.8	0.34	106.5	0.764	0.001	1.795	18.15	0.0309	7.11	<0.001	<0.001	6.23	<0.0002	0.016
N009	12	65.7	1.525	12.95	4.1	8.66	0.033	0.087	0.066	0.033	0.04	13.85	36.3	0.78	260	0.718	0.004	0.859	43.1	0.0859	7.09	0.001	-0.001	12.2	0.0004	0.025
C151	7.28	32.4	1.395	7.28	2.65	5.5	0.022	0.106	0.068	0.021	0.06	11.6	29.5	0.4	161	0.215	<0.001	0.757	26.6	0.199	7.09	<0.001	<0.001	13.55	0.0002	0.013
B292	9.19	76.4	2.61	15	3.83	7.09	0.055	0.113	0.144	0.04	0.03	15.55	19.6	0.42	177.5	0.6	0.007	1.135	33.6	0.107	7.07	-0.001	-0.002	9.96	0.0002	0.08
B184	8.25	49.3	0.942	9.14	2.62	7.11	0.031	0.058	0.028	0.017	0.03	9.37	20.9	0.76	177.5	0.311	0.005	0.76	33.7	0.014	7.06	-0.001	-0.001	5.99	-0.0002	0.011
C258	5.09	22.8	2.11	8.31	1.56	5.35	0.04	0.077	0.044	0.016	0.08	19.5	20.4	0.36	165.5	0.423	0.004	0.525	19.4	0.031	7.06	-0.001	0.001	14.85	0.0003	0.017
B195	11.2	84.9	1.43	19.25	4.37	7.94	0.038	0.142	0.1	0.039	0.03	8.72	23.9	0.86	328	0.435	0.005	1.785	44.1	0.0579	7.05	0.001	-0.001	8.74	0.0002	0.04
B125	3.43	34.5	1.175	6.9	3.12	13.05	0.06	0.022	0.12	0.024	0.03	10.7	11.3	0.22	96.6	0.263	0.004	1.315	11.4	0.0876	7.05	0.001	-0.001	8.82	0.0003	0.031
N085	9.22	50.5	1.7	12.45	4.83	7.47	0.034	0.036	0.127	0.041	0.03	7.52	28.9	0.44	272	0.334	0.006	1.315	23.6	0.1175	7.04	-0.001	0.001	8.11	-0.0002	0.06
C675	15.3	62.4	0.98	18.8	3.22	7.2	0.032	0.139	0.053	0.027	0.03	8.87	16.9	0.8	294	0.27	0.004	1.625	44.1	0.0476	7.04	<0.001	<0.001	7.48	0.0002	0.021
B085	6.37	46.2	1.17	9.21	2.93	7.81	0.034	0.046	0.048	0.024	0.02	9.71	16.3	0.43	135	0.685	0.004	1.765	20.5	0.0309	7.04	-0.001	-0.001	6.32	-0.0002	0.027
B062	10.6	87.2	1.52	14	3.76	10.8	0.074	0.155	0.091	0.024	0.04	11.5	35.1	0.78	712	0.218	0.006	0.9	41.6	0.0758	7.03	-0.001	-0.001	17.45	0.0003	0.025
B166	11.85	70	1.565	19.3	3.6	6.79	0.051	0.042	0.079	0.033	0.06	10.65	23.9	0.76	304	0.579	0.005	1.355	45.3	0.0408	7.03	<0.001	0.002	9.66	<0.0002	0.02
C282	5.84	30.4	1.665	7.95	2.34	6.18	0.027	0.017	0.054	0.018	0.05	12.75	17.3	0.42	208	0.255	0.004	0.997	21.7	0.0392	7.03	-0.001	0.002	12.9	-0.0002	0.014
B296	11.65	90.7	5.6	18.25	4.41	10.1	0.059	0.058	0.184	0.036	0.04	9.95	25	0.75	386	0.67	0.007	1.535	34.3	0.098	7.01	-0.001	-0.002	11.3	0.0002	0.07
N116	9.49	40.2	0.675	8.87	2.41	4.84	0.043	0.023	0.014	0.011	0.03	14.9	21.8	0.83	271	0.216	0.004	0.199	36.4	0.0329	7.01	-0.001	-0.001	7.37	-0.0002	0.004
C660-A	2.79	34.8	0.764	4.35	3.56	7.75	0.034	0.196	0.101	0.04	0.02	7.89	18.5	0.21	86.4	0.426	0.004	1.535	11.5	0.0436	7.01	-0.001	-0.001	7.25	0.0002	0.043
B261	5.21	40.8	1.08	10.5	2.8	7.27	0.026	0.005	0.099	0.019	0.06	10.5	19.2	0.28	562	0.524	0.009	0.911	21.9	0.0486	7	<0.001	<0.001	16.3	0.0002	0.029
C171	0.951	6.95	0.852	2.57	0.84	5.94	0.027	0.214	0.016	0.011	0.02	5.81	1.1	0.05	59.6	0.427	0.006	3.81	2.44	0.0098	7	0.001	<0.001	6.38	0.0003	0.011
B073	13.35	81.4	1.32	16.85	3.45	5.67	0.027	0.253	0.095	0.04	0.02	7.05	18.6	0.86	344	0.487	0.005	1.745	41	0.0602	6.98	0.001	-0.001	6.86	-0.0002	0.034
C662	3.15	20.9	1.39	4.33	3.14	11.05	0.056	0.362	0.137	0.105	0.02	18.6	17.8	0.22	281	0.837	0.005	2.04	13.75	0.0868	6.97	0.001	0.001	6.54	0.0006	0.063
B111	3.48	28.5	0.955	5.65	2.32	7.74	0.046	0.004	0.043	0.011	0.05	16.9	6.2	0.19	472	0.275	0.001	0.481	10.3	0.0821	6.96	-0.001	-0.001	13.75	0.0002	0.015
C536	2.04	24.8	0.464	3.39	2.53	8.47	0.037	0.034	0.079	0.021	0.01	9.54	9.1	0.09	64.2	0.212	0.001	1.74	5.31	0.0359	6.95	<0.001	<0.001	3.51	<0.0002	0.019

Appendix 1. Description, localization and analytical data for the soil samples collected during the 2024 exploration campaign conducted by GeoExplore Survey on the Riley Brook property.

Sample_no.	Co	Cr	Cs	Cu	Fe (wt. %)	Ga (ppm)	Ge	Hf	Hg	In	K (wt. %)	La (ppm)	Li	Mg (wt. %)	Mn (ppm)	Mo	Na (wt. %)	Nb (ppm)	Ni	P (wt. %)	Pb (ppm)	Pd	Pt	Rb	Re	S (wt.%)
B121	12.2	64.7	1.475	12.95	3.32	6.94	0.055	0.214	0.085	0.031	0.02	9.04	20.3	0.76	336	0.376	0.004	1.485	36.2	0.068	6.94	0.001	-0.001	7.19	-0.0002	0.025
N219	7.91	65.8	4.07	15.45	5.92	11.75	0.047	0.021	0.114	0.038	0.04	8.99	30.4	0.51	304	0.673	0.01	1.23	25.3	0.208	6.91	0.001	-0.001	12.9	0.0006	0.046
N012	20.2	94.9	2.94	29.3	6.55	11.2	0.038	0.165	0.119	0.069	0.04	7.29	41.4	0.71	307	1.06	0.004	0.746	48	0.0725	6.9	-0.001	-0.001	15.95	0.0003	0.042
N154	7.31	49.6	0.695	8.84	4.37	8.29	0.047	0.126	0.128	0.028	0.04	14.95	37.3	0.32	115	0.672	0.002	0.591	33.4	0.0777	6.9	0.001	0.001	8.35	-0.0002	0.032
B123	9.33	59.4	1.355	12.7	3.66	6.79	0.073	0.037	0.079	0.032	0.04	12.15	27.3	0.66	220	0.373	0.005	1.18	34	0.0499	6.89	0.001	-0.001	13.5	-0.0002	0.027
C366	5.45	19.85	0.852	4.79	1.08	4.14	0.021	0.005	0.014	0.011	0.05	11.95	10.9	0.41	133	0.242	0.003	0.431	17.3	0.012	6.89	<0.001	<0.001	9.7	0.0002	0.01
B144	8.22	50.4	1.105	9.49	3.48	6.57	0.041	0.081	0.08	0.025	0.03	11	26.2	0.43	154	0.289	0.005	1.285	30.7	0.0633	6.88	-0.001	-0.001	13.7	0.0003	0.026
C598	12.65	51.3	0.794	10.65	2.51	5.03	0.03	0.172	0.052	0.02	0.03	10.65	19.6	0.6	217	0.305	0.004	1.28	44.8	0.0342	6.88	<0.001	<0.001	9.59	<0.0002	0.015
B197	9.82	71.9	1.595	16.9	4.37	8.01	0.042	0.094	0.107	0.039	0.02	10.7	23.2	0.67	217	0.592	0.007	1.76	37.9	0.0506	6.88	-0.001	-0.001	8.04	0.0004	0.044
B042	12.35	96.9	1.85	16.75	3.25	7.93	0.049	0.048	0.081	0.03	0.03	10.85	24.3	0.73	611	0.29	0.003	1.475	51.7	0.058	6.87	-0.001	-0.002	12.8	0.0004	0.03
B220	8.33	64	1.39	12.8	3.52	7.34	0.052	0.08	0.116	0.031	0.03	11.25	23.5	0.51	224	0.42	0.005	1.88	32.3	0.061	6.87	-0.001	-0.002	9.39	-0.0002	0.04
C130	3.86	10.5	3.42	3.18	1	3.26	0.024	-0.002	0.005	0.016	0.11	10.85	7.9	0.28	132.5	0.135	0.005	0.814	10.25	0.0069	6.87	-0.001	0.005	18.45	-0.0002	-0.002
N143	10.5	58.3	1.65	18.5	6.22	11.8	0.068	0.052	0.073	0.064	0.04	14.05	42.3	0.55	295	0.603	0.006	1.77	27.7	0.136	6.86	0.002	0.002	14.1	0.0004	0.048
C678	13.05	68.2	1.4	17.4	4.31	7.17	0.026	0.31	0.134	0.043	0.02	6.33	25.5	0.56	188.5	0.471	0.004	2.78	36.3	0.0674	6.86	<0.001	<0.001	6.72	0.0003	0.041
C193	9.21	74.9	0.59	12.4	5.05	10.25	0.024	0.631	0.19	0.049	0.02	6.57	32.1	0.39	164	0.506	0.002	3.3	29.5	0.12	6.85	<0.001	<0.001	6.1	<0.0002	0.046
C034	3.24	11.4	3.48	3.64	1.1	2.31	0.014	0.003	0.016	0.006	0.1	14.05	5.7	0.18	135.5	0.091	0.004	0.343	8.05	0.0158	6.85	0.001	<0.001	19.1	<0.0002	0.006
C166	8.86	45.5	1.12	11.45	2.97	6.67	0.042	0.096	0.076	0.029	0.04	9.79	27.4	0.45	253	0.325	0.004	1.885	31.6	0.0825	6.82	<0.001	<0.001	9.45	0.0002	0.032
B100	11.2	93.2	2.55	22.7	4.39	5.51	0.028	0.287	0.297	0.043	0.03	6.52	28.5	0.61	437	0.61	0.006	1.81	38.7	0.119	6.81	-0.001	0.002	8.04	-0.0002	0.072
B035	9.94	60.8	1.36	15.15	3.28	6.27	0.036	0.034	0.064	0.032	0.04	7.75	19.1	0.72	361	0.392	0.006	0.996	47.4	0.0616	6.81	<0.001	<0.001	10.15	0.0004	0.021
B286	6.1	50.7	1.995	12.05	2.4	5.67	0.041	0.047	0.038	0.021	0.06	7.08	14.4	0.31	120.5	2.19	<0.001	0.52	39.7	0.024	6.81	<0.001	<0.001	11.6	0.0009	0.009
C367	4.83	17.9	0.954	4.16	1.2	4.57	0.022	0.004	0.015	0.011	0.06	13.05	10.2	0.38	127.5	0.276	0.003	0.379	15.5	0.0129	6.81	0.001	<0.001	12.1	<0.0002	0.006
C611	8.45	47	1.24	8.66	2.57	5.98	0.027	0.17	0.075	0.027	0.03	11.2	23.4	0.47	157.5	0.521	0.002	1.45	31.4	0.0424	6.8	<0.001	<0.001	9.97	0.0002	0.018
N066	6.34	50.7	2.26	8.89	4.11	9.52	0.035	0.076	0.061	0.031	0.02	8.77	26.7	0.39	147	0.313	0.005	0.866	16.45	0.0477	6.79	0.001	0.001	5.69	-0.0002	0.018
N115	8.1	46.1	1.395	11.05	4.81	7.97	0.058	0.075	0.091	0.028	0.04	20.1	44.3	0.45	265	0.221	0.006	0.387	28.9	0.1065	6.77	-0.001	-0.001	11.35	-0.0002	0.034
B201	8.88	56.1	2.35	11.65	3.13	6.69	0.054	0.029	0.089	0.027	0.05	11.7	29.3	0.65	243	0.37	0.006	1.085	37.9	0.051	6.76	-0.001	-0.002	15.65	0.0003	0.02
C127	5.69	18.35	1.675	4.34	1.64	3.81	0.032	0.029	0.031	0.012	0.11	18.05	17.1	0.46	171.5	0.153	0.003	0.43	20.1	0.0106	6.74	-0.001	0.001	12.3	-0.0002	0.004
B094	15.15	85	2.58	24.1	3.82	6.94	0.047	0.128	0.163	0.048	0.03	7.94	22.8	0.88	357	0.489	0.008	2.11	50.5	0.0895	6.73	-0.001	-0.001	7.91	-0.0002	0.047
C409	0.762	3.89	1.315	1.23	0.4	4.15	0.024	0.004	0.011	0.008	0.04	17.65	1.7	0.06	26	0.198	0.002	0.457	2.31	0.0077	6.73	<0.001	<0.001	8.24	<0.0002	0.006
B260	9.02	58.2	1.215	13.45	3.84	6.81	0.028	0.02	0.11	0.031	0.06	10.8	33.7	0.58	302	0.375	0.012	0.91	43.5	0.0797	6.72	<0.001	<0.001	13	0.0003	0.04
C318	8.75	61.2	0.99	12.4	3.87	7.22	0.035	0.262	0.158	0.03	0.05	9.67	24.5	0.57	285	0.365	0.003	2.69	31.9	0.213	6.72	<0.001	<0.001	8.4	<0.0002	0.051
B170	6.01	70.4	1.215	10.9	4	11.1	0.071	0.054	0.119	0.037	0.06	9.93	16.8	0.3	128.5	0.38	0.008	2.45	17.5	0.0757	6.72	<0.001	0.004	6.18	0.0003	0.03
C505	13.45	66.8	0.701	20.6	3.83	5.96	0.046	0.16	0.107	0.027	0.02	6.51	20.3	0.91	339	0.355	0.001	1.76	42.4	0.0787	6.71	<0.001	<0.001	5.59	0.0002	0.032
C671	2.65	25.3	1.035	4.73	3.46	10.15	0.033	0.051	0.131	0.056	0.03	9.67	13.8	0.13	134	0.521	0.003	1.555	8.9	0.0811	6.7	<0.001	0.001	9.11	<0.0002	0.056
N108	16	52.5	1.525	19.05	3.59	6.44	0.032	0.203	0.095	0.032	0.02	8.33	28.7	0.88	258	0.293	0.006	0.849	57.4	0.0493	6.67	0.001	-0.001	7.55	-0.0002	0.025
B043	6.2	87.3	1.225	10.6	3.46	7.82	0.046	0.034	0.14	0.028	0.03	8.19	22.7	0.41	256	0.31	0.002	1.525	26.6	0.078	6.66	-0.001	-0.002	8.9	-0.0002	0.05
N118	14.35	61.5	1.19	21.6	4.21	7.43	0.043	0.119	0.072	0.041	0.03	11.5	41.6	0.88	318	0.374	0.003	1.08	49.7	0.0517	6.66	-0.001	-0.001	9.17	-0.0002	0.021
C660	2.41	33.1	0.669	3.87	4.36	10.1	0.035	0.112	0.078	0.038	0.02	8.04	17.3	0.18	78.6	0.428	0.004	1.505	9.34	0.0463	6.65	-0.001	-0.001	6.52	-0.0002	0.042
C157	1.3	6.17	0.956	1.76	1.05	6.18	0.034	0.023	0.026	0.021	0.04	10.6	6.9	0.1	90.8	0.273	0.002	1.335	4.16	0.0203	6.65	0.001	<0.001	4.3	<0.0002	0.006
C363	12.5	74.8	1.12	11.75	3.59	5.24	0.028	0.229	0.103	0.033	0.03	7.65	32.5	0.81	284	0.34	0.015	1.735	47.4	0.0701	6.64	-0.001	0.001	8.67	0.0004	0.051
B070	5.98	76.9	1.875	11.8	5.59	9.86	0.046	0.175	0.121	0.047	0.02	7.83	28.3	0.31	137.5	0.55	0.008	2.64	17.8	0.061	6.61	0.001	-0.002	4.52	0.0002	0.05
C669	2.68	23.5	0.943	5.95	1.82	7.9	0.028	0.006	0.076	0.016	0.02	10.1	8.9	0.18	92	0.236	0.005	1.045	8.84	0.0551	6.6	<0.001	0.001	8.8	<0.0002	0.028
N168	12.95	56.8	1.2	18.35	4.4	8	0.049	0.081	0.093	0.037	0.03	10.55	40.4	0.82	299	0.492	0.003	1.23	48.7	0.0794	6.58	-0.001	0.001	7.97	0.0002	0.04
C221	5.71	34.4	0.95	7.83	2.92	7.24	0.036	0.205	0.057	0.032	0.04	10.9	23.8	0.38	173	0.314	0.001	2.24	23.4	0.0488	6.57	<0.001	<0.001	9.55	<0.0002	0.014
B149	7.9	54.5	1.195	9.57	3.07	10.75	0.047	0.069	0.066	0.026	0.03	9.6	19.6	0.44	165	0.337	0.003	0.974	31.6	0.0438	6.57	-0.001	0.001	9.61	0.0002	0.029
B010	14.55	79	2.04	22.8	3.82	7.05	0.029	0.194	0.134	0.039	0.03	7.32	26.3	0.86	331	0.356	0.006	2.31	50.3	0.0767	6.54	<0.001	<0.001	9.88	<0.0002	0.042
B172	8.37	75.2	1.615	13.45	3.21	8.48	0.06	0.071	0.121	0.037	0.05	9.37	23.1	0.65	201	0.399	0.006	1.755	33.7	0.0456	6.54	0.001	0.002	11.4	<0.0002	0.029
B145	7.87	70.4	1.58	11.9	4.12	10.15	0.042	0.05	0.091	0.039	0.04	10.3	31.9	0.66	220	0.356	0.006	1.655	32.3	0.0491	6.51	-0.001	-0.001	15.4	-0.0002	0.03
N100	15.7	76.5	3.47	13.65	4.04	10.15	0.037	0.191	0.074	0.027	0.02	6.08	34.9	1.03	187.5	0.274	0.007	1.76	54.9	0.0442	6.51	-0.001	0.001	5.31	-0.0002	0.028
N172	14.5	64.3	1.745	22.8	3.54	7.92	0.044	0.148	0.055	0.031	0.02	10.6	30.9	1.11	315	0.343	0.004	0.786	40.2	0.0388	6.48	0.001	0.001	8.9	0.0009	0.016
N162	4.83	36.7	1.56	7.82	2.51	5.46	0.043	0.077	0.133	0.024	0.03	12.4	21.6	0.22	206	0.33	0.002	0.394	20.8	0.0745	6.47	0.005	0.004	16.35	-0.0002	0.028
N074	13.6	65.3	1.85	25.7	4.51	6.82	0.042	0.067	0.098	0.04	0.02	8.8	34.8	0.75	342	0.439	0.002	1.14	41.5	0.0687	6.46	-0.001	-0.001	6.71	-0.0002	0.026
C148	1.95	9.46	1.705	1.72	0.93	2.02	0.019	0.01	0.013	0.007	0.05	9.04	4.4	0.11	72.4	0.128	0.006	0.352	4.66	0.0059	6.46	-0.001	-0.001	8.27	-0.0002	0.01
B168	16	92	7.62	23.2	2.76	6.18	0.085	0.028	0.051	0.02	0.05	13.6	20	0.87	544	0.272	0.006	0.609	48.7	0.0315	6.43	<0.001	0.002	8.21	0.0004	0.012
C582	8.46	55.4	1.105	9.95	2.89	6.86	0.051	0.093	0.102	0.031	0.03	9.13	21.5	0.57	248	0.391	0.003	1.515	34	0.0516	6.42	<0.001	<0.001	8.9	<0.0002	0.029
N132	11.2	53.2	1.605	23	2.88	5.94	0.035	0.077	0.077	0.031	0.03	11.9	24.3	0.71	176.5	0.279	0.004	0.521	36.4	0.0264	6.41	-0.001	-0.001	7.87	-0.0002	0.018
C368	0.926	9.62	0.821	1.61	0.81	2.11	0.021	0.002	0.013	<0.005	0.03	13.15	1.2	0.05	48.1	0.189	0.001	0.256	3.04	0.0127	6.41	0.001	<0.001	10.1	0.0004	0.007

Appendix 1. Description, localization and analytical data for the soil samples collected during the 2024 exploration campaign conducted by GeoExplore Survey on the Riley Brook property.

Sample_no.	Co	Cr	Cs	Cu	Fe (wt. %)	Ga (ppm)	Ge	Hf	Hg	In	K (wt. %)	La (ppm)	Li	Mg (wt. %)	Mn (ppm)	Mo	Na (wt. %)	Nb (ppm)	Ni	P (wt. %)	Pb (ppm)	Pd	Pt	Rb	Re	S (wt.%)
B209	13.5	48.3	1.025	9.26	2.05	6.17	0.035	0.016	0.017	0.021	0.06	13.45	17.4	0.7	437	0.609	0.006	0.376	38.7	0.0191	6.4	<0.001	<0.001	12.3	<0.0002	0.01
B119	11.45	72.9	1.075	11.7	4.6	11.3	0.06	0.328	0.109	0.046	0.02	9.62	21.2	0.66	266	0.437	0.005	2.4	31.7	0.1215	6.39	-0.001	-0.001	7.16	0.0004	0.044
C533	8.23	101.5	0.876	11.85	4.44	7.32	0.052	0.53	0.239	0.049	0.02	8.17	21.8	0.35	138.5	0.41	0.004	2.45	32.4	0.1415	6.39	<0.001	0.001	6.25	0.0006	0.082
C672	8.68	46	0.904	9.48	3.39	7.3	0.043	0.046	0.046	0.026	0.03	9.39	24.6	0.57	194.5	0.401	0.005	1.57	26.7	0.0544	6.37	<0.001	0.001	8.61	0.0002	0.025
C128	3.39	10.8	3.07	2.67	0.76	4.45	0.016	0.003	0.018	0.012	0.09	12.6	9.3	0.27	101	0.137	0.008	0.793	11	0.0111	6.37	0.001	0.005	17.2	0.0002	0.009
N192	11.5	52.7	1.075	15.05	3.78	7.26	0.039	0.065	0.067	0.031	0.03	11.9	39.4	0.81	283	0.293	0.004	1.025	47.4	0.0611	6.36	-0.001	-0.001	8.96	-0.0002	0.025
B048	10.55	110.5	1.76	15.5	4.15	11.6	0.033	0.102	0.107	0.03	0.03	4.95	19.3	0.58	298	0.354	0.005	1.19	38	0.0657	6.35	-0.001	0.001	8.52	0.0002	0.029
N037	16.75	68.3	2.7	23.3	4.92	9.44	0.045	0.043	0.063	0.041	0.02	9.13	29.7	0.85	376	0.256	0.002	0.62	44.3	0.0904	6.34	-0.001	-0.001	7.06	-0.0002	0.016
C620 -A	7.29	62.4	0.964	10.75	4.14	9.44	0.043	0.23	0.165	0.037	0.02	5.85	11.3	0.25	191.5	0.303	0.012	1.765	18.7	0.125	6.32	<0.001	0.001	3.18	<0.0002	0.056
C658	8.7	39.3	0.954	9.7	2.43	5.35	0.037	0.072	0.049	0.023	0.03	11.1	17.7	0.49	179	0.253	0.004	0.953	28.7	0.0289	6.31	0.001	-0.001	10.1	0.0002	0.016
C631	0.794	17.9	0.426	2.36	3.04	11.55	0.03	0.045	0.073	0.028	0.02	7.61	7.8	0.06	32.5	0.354	0.002	1.555	4.07	0.0345	6.31	<0.001	0.001	3.03	<0.0002	0.032
N205	13.95	59.9	1.29	17.05	3.53	7.16	0.039	0.187	0.081	0.03	0.03	8.77	31.8	0.87	240	0.227	0.002	0.591	58.1	0.0531	6.28	-0.001	-0.001	11.5	-0.0002	0.014
C566	8.51	77.1	1.155	12.15	4.72	11.55	0.069	0.01	0.224	0.031	0.03	4.03	8	0.42	580	0.364	0.002	1.375	24.7	0.1725	6.26	<0.001	0.001	4.84	0.0003	0.074
B196	10.6	64.8	1.415	15.8	3.1	5.77	0.029	0.194	0.101	0.026	0.02	6.97	25.6	0.72	253	0.464	0.004	1.34	44.7	0.0536	6.24	0.001	-0.001	10.95	0.0003	0.032
N082	11.35	54	2.1	12.9	4.25	9.58	0.043	0.141	0.101	0.05	0.02	8	30.3	0.48	257	0.356	0.003	1.06	29.9	0.0761	6.22	-0.001	-0.001	6.5	0.0002	0.027
C679	13.5	74.4	1.305	18.55	4.96	9.35	0.046	0.112	0.111	0.054	0.02	5.35	19.4	0.75	265	0.302	0.008	2.72	39.4	0.0849	6.22	<0.001	<0.001	4.52	0.0011	0.054
C641	4	30.9	1.43	4.94	3.21	10.05	0.048	0.386	0.159	0.074	0.03	11.5	23.6	0.22	186	0.782	0.005	1.84	15.15	0.0768	6.19	<0.001	<0.001	6.69	<0.0002	0.058
C625	4.48	35	0.784	13.05	2.01	5.97	0.026	0.171	0.132	0.022	0.02	10.65	23.7	0.28	64.4	0.405	0.004	0.97	16	0.0407	6.19	<0.001	<0.001	5.78	<0.0002	0.029
N176	5.1	35.1	0.876	6.72	2.83	6.14	0.037	0.072	0.09	0.025	0.03	16.8	33.1	0.29	121.5	0.236	-0.001	0.549	24.9	0.062	6.18	-0.001	-0.001	8.27	0.0005	0.02
N106	11	46	1.185	13.45	3.07	5.03	0.035	0.062	0.072	0.024	0.03	8.42	24.2	0.74	214	0.257	0.008	0.793	44.1	0.0555	6.16	-0.001	-0.001	7.53	-0.0002	0.034
N196	15.95	69.9	1.35	28.9	4.02	7.08	0.04	0.045	0.036	0.036	0.02	10.4	29.1	1.2	391	0.382	0.004	0.597	46.9	0.0394	6.16	0.001	-0.001	6.66	-0.0002	0.012
B259	5.29	34.1	1.215	7.68	2.12	4.52	0.022	0.012	0.054	0.018	0.06	13	21.1	0.36	270	0.377	0.003	0.632	29.1	0.0458	6.15	<0.001	<0.001	13.1	0.0002	0.016
B039	14.15	97.9	2.43	17.25	3.15	7.03	0.048	0.141	0.117	0.03	0.02	7.41	24	0.71	230	0.34	0.005	1.96	54.5	0.051	6.14	-0.001	-0.002	6.81	-0.0002	0.04
B153	6.9	58.5	2.28	11.35	3.76	10.3	0.066	0.027	0.08	0.036	0.07	12.8	22.2	0.47	234	0.42	0.005	1.49	26.3	0.0591	6.13	<0.001	0.002	14.45	0.0003	0.03
N142	9.39	56	1.27	10.3	3.74	8.46	0.046	0.216	0.117	0.031	0.02	9.68	40.8	0.61	193.5	0.261	0.005	1.17	34.2	0.0917	6.11	-0.001	0.001	9.65	0.0002	0.037
N214	10.8	80.7	2.01	17	7.56	10.55	0.049	0.065	0.159	0.056	0.03	8.15	34.7	0.48	339	0.535	0.006	1.69	22.7	0.201	6.11	-0.001	-0.001	7.02	-0.0002	0.071
B194	8.71	78	1.085	12.95	4.18	8.09	0.034	0.125	0.089	0.033	0.02	7.58	25.4	0.61	200	0.304	0.004	1.755	35.3	0.0704	6.09	-0.001	-0.001	8.32	0.0002	0.034
C620	5.74	61.6	0.721	8.94	4.88	12.6	0.047	0.157	0.163	0.042	0.02	6.19	11.1	0.2	129.5	0.308	<0.001	2.02	16.15	0.116	6.09	<0.001	<0.001	2.59	<0.0002	0.055
N023	6.48	37.2	1.675	10.6	2.89	5.95	0.042	0.136	0.124	0.028	0.03	18.6	29.8	0.42	218	0.515	0.003	0.379	27.6	0.0686	6.08	0.001	0.001	9.73	-0.0002	0.031
B071	10.95	79	1.535	13.5	3.77	6.56	0.052	0.077	0.111	0.04	0.04	8.16	26.3	0.69	218	0.427	0.002	1.72	43	0.0843	6.04	0.001	<0.001	10.65	<0.0002	0.032
B175	13.05	78.4	1.47	18.3	3.15	7.69	0.06	0.065	0.084	0.029	0.02	10.6	18.7	0.83	260	0.416	0.003	0.95	44.6	0.0468	6.02	-0.001	0.001	7.68	-0.0002	0.019
B175-B	12.9	76.2	1.41	18.1	3.03	8.45	0.061	0.067	0.075	0.025	0.02	11.05	17.7	0.82	265	0.376	0.003	0.926	43.4	0.0434	6	-0.001	0.001	7.17	-0.0002	0.019
C591	7.68	52.7	0.823	12.55	3.32	6.12	0.03	0.182	0.13	0.032	0.03	7.3	24.7	0.44	155.5	0.372	0.004	2.16	29.5	0.0699	5.98	<0.001	<0.001	5.95	<0.0002	0.043
B142	10	52.1	1.42	11.85	2.84	5	0.038	0.24	0.112	0.025	0.03	8.39	25.6	0.55	169.5	0.315	0.004	1.105	42.6	0.0621	5.96	0.001	-0.001	11.6	-0.0002	0.035
B141	8.01	49.5	1.095	10.3	2.86	5.38	0.041	0.115	0.081	0.03	0.03	8.73	22.2	0.51	179.5	0.373	0.004	1.245	33.8	0.0577	5.96	-0.001	-0.001	10.7	0.0005	0.03
N020	3.82	22.1	1.35	7.42	2.13	7.04	0.028	0.025	0.036	0.014	0.04	12.7	7.6	0.15	423	0.309	0.003	0.347	8.84	0.074	5.96	-0.001	-0.001	10.45	0.0005	0.014
C653	7.06	59.2	0.789	9.41	3.87	7.48	0.04	0.293	0.135	0.041	0.02	5.45	25	0.29	188.5	0.336	0.003	2.78	24	0.103	5.94	0.001	<0.001	5.35	0.0004	0.065
N135	6.13	46.1	0.976	8.04	2.87	6.04	0.04	0.109	0.099	0.028	0.03	14.7	37	0.33	148	0.274	0.002	0.333	31.1	0.0787	5.93	-0.001	-0.001	9.68	-0.0002	0.034
N167	12.05	51.2	1.02	16.6	5.03	7.93	0.055	0.052	0.075	0.047	0.02	10.45	40.8	0.76	283	0.411	0.003	1.44	36.4	0.152	5.91	-0.001	0.001	8.45	0.0002	0.031
B001	13.6	67.6	1.355	17.7	2.63	6.4	0.04	0.047	0.047	0.025	0.04	9.79	16	0.9	251	0.221	0.005	0.924	43.2	0.0377	5.91	0.001	0.001	7.22	<0.0002	0.009
N086	3.65	24.6	0.722	7.74	2.4	8.22	0.029	0.042	0.047	0.024	0.03	10.25	7.6	0.19	174	0.452	0.005	0.916	9.62	0.0412	5.91	-0.001	-0.001	7.33	0.0003	0.018
C655	14.75	69.1	0.946	27.7	3.47	7.08	0.031	0.123	0.099	0.028	0.02	8.17	18.1	0.8	279	0.622	0.005	1.85	47.7	0.0445	5.87	<0.001	<0.001	5.84	0.0004	0.03
B152	10.3	81	1.625	14.25	4	9.99	0.049	0.148	0.079	0.036	0.02	8.67	20.3	0.6	191.5	0.487	0.003	1.64	34.7	0.0766	5.83	-0.001	0.001	7.95	0.0002	0.04
C033	4.66	11.7	3	3.49	1.04	3.31	0.035	0.008	0.008	0.005	0.12	15.75	11.3	0.34	124.5	0.043	0.006	0.564	14.1	0.0066	5.83	<0.001	<0.001	18.8	<0.0002	0.005
B151	11.7	120.5	2.07	17.5	8.5	17.45	0.095	0.093	0.124	0.061	0.06	8.96	29.6	0.87	327	0.679	0.005	1.865	37.4	0.243	5.81	-0.001	0.001	6.72	0.0007	0.077
C659	4.55	38	1.015	4.96	3.3	8.03	0.036	0.122	0.136	0.037	0.03	9.39	23.4	0.23	193.5	0.498	0.005	1.585	15	0.0769	5.78	0.001	-0.001	9.02	0.0004	0.05
B164	11.2	56.7	1.535	14.25	2.73	6.49	0.055	0.018	0.081	0.024	0.07	14	22.1	0.63	267	0.462	0.005	0.918	40.6	0.0504	5.78	<0.001	0.003	14.55	0.0003	0.025
N206	12.8	70.3	1.465	17.85	3.94	6.45	0.04	0.186	0.109	0.032	0.03	11.05	34.4	0.7	321	0.444	0.004	0.647	50.5	0.0754	5.74	-0.001	-0.001	12.35	-0.0002	0.031
C219	0.607	6.36	0.954	1.08	0.64	4.21	0.026	<0.002	0.012	0.006	0.03	12.05	0.7	0.03	44.5	0.112	0.003	0.36	1.56	0.0084	5.73	<0.001	<0.001	4.83	<0.0002	<0.002
N215	10.6	82.2	7.7	18.75	8.1	13.5	0.047	0.124	0.143	0.058	0.03	7.07	41	0.67	526	0.512	0.006	2.51	22.3	0.468	5.71	-0.001	-0.001	6.11	-0.0002	0.062
B020	7.39	47.3	1.2	9.62	2.32	5.33	0.027	0.085	0.063	0.024	0.03	9.19	22.4	0.47	165	0.276	0.004	1.245	35.1	0.05	5.71	<0.001	<0.001	9.72	<0.0002	0.018
C066	5.65	28.6	0.613	7.28	2.18	5.72	0.039	0.057	0.047	0.018	0.06	13.5	28.9	0.33	123.5	0.358	0.003	0.376	21.7	0.0331	5.7	<0.001	<0.001	11.3	0.0002	0.012
B173	9.47	75.6	1.53	14.7	2.7	7.43	0.044	0.126	0.101	0.026	0.01	7.79	18.7	0.62	166	0.356	0.002	1.5	31.9	0.0424	5.69	-0.001	0.001	4.59	0.0004	0.031
C580-A	1.035	13.05	0.727	2.75	1.75	8.33	0.046	0.009	0.054	0.021	0.02	5.17	1.1	0.07	61	0.307	<0.001	0.822	3.21	0.0282	5.69	<0.001	<0.001	4.33	0.0002	0.009
C257	5.95	39.4	1.135	8.5	2.7	6.55	0.021	0.031	0.12	0.021	0.04	9.17	20.9	0.4	290	0.44	0.008	1.23	22.4	0.083	5.68	-0.001	0.005	12	-0.0002	0.043
N193	11.15	59	1.08	14.45	4.26	8.07	0.044	0.034	0.095	0.041	0.03	12.35	43.9	0.76	281	0.255	0.004	1.14	37.9	0.0895	5.67	-0.001	-0.001	10.15	-0.0002	0.032

Appendix 1. Description, localization and analytical data for the soil samples collected during the 2024 exploration campaign conducted by GeoExplore Survey on the Riley Brook property.

Sample_no.	Co	Cr	Cs	Cu	Fe (wt. %)	Ga (ppm)	Ge	Hf	Hg	In	K (wt. %)	La (ppm)	Li	Mg (wt. %)	Mn (ppm)	Mo	Na (wt. %)	Nb (ppm)	Ni	P (wt. %)	Pb (ppm)	Pd	Pt	Rb	Re	S (wt.%)
N213	1.315	21.3	1.02	6.75	2.76	7.74	0.05	0.022	0.059	0.011	0.04	17.75	6.5	0.08	74	0.302	0.005	0.267	4.86	0.0488	5.65	-0.001	-0.001	10.55	-0.0002	0.024
N084	9.05	43.8	0.991	11.1	2.83	5.15	0.034	0.116	0.054	0.024	0.03	13.95	27.7	0.62	274	0.205	0.003	0.369	42.5	0.0542	5.63	-0.001	-0.001	12.1	-0.0002	0.016
N204	11.9	96.8	1.02	14.6	6.41	10.6	0.052	0.324	0.176	0.056	0.03	5.35	38.5	0.51	216	0.287	0.004	0.88	39.9	0.1505	5.62	-0.001	-0.001	9.51	-0.0002	0.069
B150	8.74	70	1.225	11.1	3.71	7.93	0.049	0.12	0.11	0.042	0.02	8.75	26	0.45	173	0.396	0.003	1.345	34.5	0.0593	5.62	0.001	0.001	7.7	0.0002	0.037
N024	11.55	43.9	1.48	14.2	3.34	7.28	0.065	0.096	0.059	0.022	0.07	22.6	39.3	0.82	630	0.201	0.001	0.151	45.9	0.0949	5.61	0.002	0.001	12.9	0.0005	0.025
B285	6.89	33.9	1.145	7.73	1.6	6.59	0.03	0.009	0.023	0.014	0.07	8.34	15.8	0.36	278	0.16	0.006	0.568	23.7	0.026	5.61	-0.001	-0.002	19.7	-0.0002	-0.01
N180	0.928	10.95	0.756	4.45	1.24	5.08	0.053	0.005	0.029	0.007	0.03	22.3	1.3	0.03	35	0.277	0.002	0.089	3.37	0.0306	5.61	0.001	0.001	5.98	0.0003	0.013
C668	6.72	43.4	1.045	5.73	3.08	6.85	0.036	0.098	0.083	0.03	0.03	9.67	21.4	0.39	174.5	0.379	0.005	1.26	25.1	0.0447	5.59	<0.001	0.001	8	0.0003	0.03
N030	8.35	49.3	1.12	10.95	3.15	6.95	0.041	0.142	0.086	0.025	0.02	13.2	27.2	0.48	317	0.301	0.002	0.681	25	0.0618	5.59	-0.001	-0.001	7.82	0.0002	0.017
N125	4.27	30.5	0.987	6.65	2.13	6.76	0.047	0.041	0.083	0.019	0.05	21.3	25.7	0.27	251	0.409	0.005	0.281	17.55	0.0697	5.57	-0.001	-0.001	16.1	0.0004	0.026
N005	7.88	67.6	1.785	12.25	5.93	9.33	0.017	0.057	0.145	0.053	0.09	11	32.1	0.38	296	0.78	0.008	1.39	21	0.1865	5.54	0.002	0.001	9.23	0.0003	0.066
N017	11.95	94.6	2.21	19.3	6.22	12.2	0.043	0.337	0.128	0.046	0.03	9.14	38.2	0.85	422	0.454	0.006	2.05	33.2	0.1985	5.53	0.001	-0.001	5.79	0.0002	0.056
N095	4.03	19.3	1.31	9.54	2.11	4.68	0.045	0.038	0.06	0.015	0.05	13.45	16.1	0.14	334	0.418	-0.001	0.145	16.45	0.0657	5.5	0.002	0.002	13.05	-0.0002	0.013
N097	9.45	52.7	1.505	14.55	3.24	9.05	0.042	0.044	0.069	0.032	0.02	9.97	30.6	0.56	273	0.532	0.003	1.1	30.6	0.0438	5.46	-0.001	0.001	7.47	0.0007	0.022
C569	2.12	23.7	0.475	3.2	2.03	8.7	0.025	0.019	0.059	0.021	0.02	10.3	10.7	0.11	39.4	0.705	0.001	1.265	6.84	0.0229	5.45	<0.001	<0.001	4.69	<0.0002	0.01
B018	10.3	75.4	1.12	14.65	3.21	7.36	0.032	0.053	0.107	0.036	0.03	7.33	21.6	0.55	155.5	0.445	0.005	1.68	43.5	0.0705	5.42	<0.001	<0.001	9.52	<0.0002	0.035
C287	11	57	0.735	10.85	3.73	6.08	0.029	0.264	0.104	0.027	0.03	8.47	23.2	0.61	277	0.324	0.005	1.685	34.4	0.1185	5.41	0.001	0.001	8.82	-0.0002	0.051
B169	11.65	72.5	1.585	15.9	2.99	5.98	0.047	0.039	0.08	0.028	0.05	8.79	21.8	0.69	207	0.453	0.005	1.305	45.3	0.0531	5.41	<0.001	0.002	9.79	<0.0002	0.028
N170	9.82	54.3	1.335	15.4	4.19	8.07	0.048	0.038	0.082	0.036	0.03	11.25	41.4	0.67	295	0.305	0.003	1.185	36.1	0.1255	5.35	-0.001	0.001	10.85	-0.0002	0.034
B115	0.547	8.92	0.606	1.6	0.36	11.45	0.065	0.004	0.045	0.014	0.02	10.4	1.5	0.06	33.4	0.348	0.002	0.252	2.42	0.0187	5.34	-0.001	-0.001	4.11	0.0004	0.007
N001	7.87	29.3	1.22	13.4	3.3	5.05	0.037	0.07	0.06	0.027	0.05	13.15	26.2	0.41	199.5	0.355	0.003	0.193	34.2	0.063	5.32	0.001	-0.001	10.7	0.0003	0.021
N146	13.85	59.9	1.34	23.8	6.75	9.51	0.07	0.098	0.204	0.061	0.02	10.35	33.9	0.93	440	0.747	-0.001	2.59	34	0.1375	5.32	0.006	0.006	7.31	0.0002	0.035
C212	5.81	27.1	1.95	5.6	2.31	4.95	0.024	0.062	0.092	0.024	0.06	12.05	26.8	0.29	142.5	0.241	0.002	0.707	19.25	0.0885	5.32	<0.001	<0.001	13.8	<0.0002	0.014
C317	10.95	68.8	0.701	10.7	3.08	6.43	0.029	0.127	0.074	0.024	0.03	8.3	23.9	0.81	243	0.23	0.003	1.77	41.9	0.0557	5.32	<0.001	<0.001	9.76	<0.0002	0.024
B143	16.3	135	2.01	19.2	5.15	7.4	0.039	0.256	0.086	0.04	0.03	6.56	32.6	1.19	377	0.348	0.006	1.895	55.7	0.0471	5.31	0.001	-0.001	10.9	-0.0002	0.038
N109	14.8	75.3	3.65	26.4	5.94	11.5	0.039	0.146	0.129	0.049	0.04	5.11	41.9	0.93	531	0.316	0.007	0.7	36.4	0.139	5.28	-0.001	-0.001	14.25	-0.0002	0.052
C126	4.34	11.6	3.87	3.77	1.04	3.12	0.027	0.002	0.02	0.006	0.13	8.58	10.2	0.28	235	0.613	0.004	2.22	13.55	0.0082	5.28	0.001	0.005	17	0.0008	-0.002
B235	2.71	23.6	0.664	6.13	1.66	5.17	0.036	0.004	0.05	0.014	0.04	16.75	7.1	0.15	358	0.247	0.002	0.421	9.14	0.0495	5.26	-0.001	-0.001	10.4	-0.0002	0.018
B154	8.77	72.5	2.9	14.95	2.93	7.72	0.05	0.065	0.142	0.027	0.06	9.16	25.6	0.63	226	0.377	0.005	1.635	36.8	0.0758	5.25	<0.001	0.003	13.55	0.0005	0.04
B255	0.516	9.62	1.615	4.3	1.93	8.5	0.067	0.013	0.036	0.022	0.06	16.7	1.6	0.03	41.6	0.995	0.009	0.832	5.55	0.0229	5.25	<0.001	<0.001	21.5	0.0002	0.016
C573	6.49	49.3	0.795	5.24	2.81	6.91	0.035	0.209	0.127	0.037	0.02	6.25	20.8	0.34	183.5	0.288	0.001	1.725	25.8	0.0454	5.23	<0.001	0.001	6.25	<0.0002	0.039
B120	10.75	55.3	1.115	13.6	2.84	7.35	0.059	0.124	0.056	0.03	0.03	9	16.1	0.74	320	0.383	0.004	1.49	34	0.0492	5.23	-0.001	0.001	7.8	-0.0002	0.027
B147	9.77	72.5	1.185	11.7	3.68	8.13	0.083	0.16	0.117	0.035	0.02	8.34	17.5	0.59	251	0.308	0.005	1.9	32.4	0.0678	5.18	0.001	0.001	6.49	-0.0002	0.046
B129	12.85	156	2.42	16.65	7.06	12.4	0.086	0.455	0.151	0.048	0.02	5.97	25.8	0.87	352	0.439	0.007	2.77	37.5	0.103	5.17	-0.001	0.001	3.97	0.0004	0.08
C656	11.3	70.7	1.045	18.2	4.11	5.98	0.042	0.115	0.184	0.036	0.02	7.11	17.6	0.58	272	0.438	0.011	2.31	34	0.1185	5.16	<0.001	<0.001	6.57	0.0004	0.062
N008	6.59	57.7	1.71	8.16	3.51	11.35	0.029	0.058	0.083	0.024	0.02	8.59	23	0.55	227	0.469	0.006	1.915	21.5	0.0718	5.08	-0.001	-0.001	4.1	-0.0002	0.035
B036	3.49	43.1	1.745	9.08	3.46	9.52	0.036	0.018	0.084	0.036	0.07	8.6	16.8	0.2	156	0.341	0.005	1.355	15	0.0566	5.06	<0.001	<0.001	18.05	0.0002	0.029
C645	9.76	54.8	0.73	9.93	2.77	5.75	0.023	0.236	0.078	0.03	0.01	8.07	21.5	0.46	128.5	0.298	0.006	1.625	30.6	0.0344	5.05	<0.001	<0.001	5.42	<0.0002	0.033
C648	8.08	71.5	1.14	8.41	3.48	7.23	0.032	0.112	0.124	0.03	0.02	6.98	15.8	0.43	167	0.272	0.006	1.94	29.9	0.085	5.04	0.001	<0.001	3.53	0.0005	0.052
B002	8.49	67.6	2.05	11.1	2.74	8.69	0.048	0.079	0.144	0.03	0.05	10.9	22.6	0.49	186	0.295	0.005	1.545	35.6	0.0687	5.03	<0.001	0.002	11.85	0.0003	0.027
B244	5.13	88.7	1.62	14.1	5.24	9.48	0.058	0.29	0.234	0.062	0.02	8.96	15	0.24	144	0.68	0.005	2.4	18.25	0.088	5.02	-0.001	-0.002	4.35	-0.0002	0.08
N228	5.46	46.1	0.762	8.05	3.86	7.55	0.032	0.089	0.109	0.026	0.03	10.4	27.5	0.29	161	0.283	0.005	0.61	21.3	0.0895	4.94	-0.001	-0.001	9.17	0.0003	0.031
N071	7.11	32.3	2.4	11.85	2.46	5.04	0.04	0.087	0.074	0.021	0.04	14.35	25.5	0.44	224	0.173	0.002	0.204	30	0.0512	4.92	-0.001	-0.001	11.9	-0.0002	0.011
C618	9.83	61.6	0.919	23.7	3.18	6.02	0.028	0.171	0.143	0.034	0.02	9.85	26.4	0.53	142.5	0.422	0.003	1.535	37.6	0.0577	4.91	<0.001	0.001	6.1	<0.0002	0.034
C597	13.55	74.7	0.84	20.1	3.28	6.68	0.038	0.185	0.085	0.024	0.02	7.59	19.8	0.63	207	0.268	0.007	1.775	46.4	0.0535	4.79	<0.001	<0.001	8.42	0.0003	0.029
N041	18.9	93.6	2.23	12.9	3.35	6.75	0.03	0.433	0.092	0.033	0.02	6.72	33.1	1.27	235	0.193	0.002	1.515	74	0.0466	4.65	-0.001	-0.001	5.05	-0.0002	0.027
C667	3.04	21.4	0.741	3.72	1.56	5.84	0.028	0.032	0.057	0.014	0.02	10.75	12.8	0.17	66.2	0.204	0.004	0.657	10.9	0.023	4.63	<0.001	<0.001	6.59	0.0004	0.017
N125-A	3.74	31.7	1.035	6.4	2.42	6.63	0.04	0.044	0.095	0.021	0.04	19.55	23.6	0.24	220	0.402	0.005	0.297	17.05	0.0693	4.62	-0.001	-0.001	16.45	0.0002	0.028
N212	2.17	11.25	0.583	4.4	0.57	2.45	0.036	0.016	0.009	0.005	0.05	17.4	3.8	0.14	101	0.173	-0.001	0.107	8.81	0.023	4.61	-0.001	-0.001	14.3	-0.0002	0.003
B130	1.07	10.8	1.09	1.44	2.28	7.48	0.069	0.067	0.1	0.024	0.02	14.35	13.8	0.07	42.1	0.373	0.005	1.08	2.79	0.0528	4.5	-0.001	-0.001	5.21	-0.0002	0.04
N036	18.65	69.7	2.92	23.5	4.41	8.34	0.037	0.054	0.074	0.039	0.02	7.34	27.4	1.01	283	0.319	0.003	0.95	39.9	0.0438	4.47	-0.001	-0.001	4.69	0.0002	0.014
B136	4.75	34.3	1.1	6.44	1.97	4.3	0.053	0.041	0.06	0.018	0.03	10.3	14.4	0.3	136	0.266	0.003	0.77	21	0.0503	4.46	-0.001	-0.001	10.25	0.0002	0.02
B118	25.4	143.5	1.615	27.2	4.8	10.5	0.067	0.273	0.061	0.038	0.02	6.24	27.3	1.4	533	0.363	0.007	0.942	61.1	0.0337	4.42	-0.001	0.001	4.82	0.0004	0.022
B174	8.4	103.5	1.78	16.25	5.16	12.4	0.064	0.407	0.219	0.047	0.02	4.82	18.5	0.44	182.5	0.48	0.003	1.93	31.6	0.116	4.2	0.001	0.002	4.74	0.0004	0.064

Appendix 1. Description, localization and analytical data for the soil samples collected during the 2024 exploration campaign conducted by GeoExplore Survey on the Riley Brook property.

Sample_no.	Co	Cr	Cs	Cu	Fe (wt. %)	Ga (ppm)	Ge	Hf	Hg	In	K (wt. %)	La (ppm)	Li	Mg (wt. %)	Mn (ppm)	Mo	Na (wt. %)	Nb (ppm)	Ni	P (wt. %)	Pb (ppm)	Pd	Pt	Rb	Re	S (wt.%)
N006	9.63	58.6	1.11	11.75	3.44	6.16	0.016	0.085	0.07	0.025	0.03	8.24	24.2	0.68	207	0.542	0.006	1.36	36.2	0.0805	4.11	-0.001	-0.001	7.63	0.0002	0.037
C006	3.86	10.95	0.69	3.39	0.94	1.2	0.011	0.031	0.022	0.012	0.02	4.08	8.1	0.17	62.9	0.099	<0.001	0.307	12	0.0144	4.11	<0.001	<0.001	2.92	<0.0002	<0.002
C626	9.31	87	1.04	13.35	6.84	9.04	0.033	0.068	0.224	0.044	0.03	5.8	24.3	0.35	190.5	0.527	0.005	1.735	29.2	0.164	3.95	0.001	0.001	4.43	0.0007	0.082
N059	19.25	56.7	5.8	27.9	4.21	10.3	0.036	0.143	0.048	0.04	0.03	4.44	29.3	1.23	338	0.245	0.003	0.302	49.4	0.0527	3.87	-0.001	-0.001	5.78	-0.0002	0.009
N007	8.23	67.8	1.365	6.8	3.45	7.65	0.022	0.253	0.088	0.03	0.02	6.88	34.4	0.59	207	0.475	0.005	1.635	31.9	0.0867	3.2	0.001	-0.001	6.34	0.0003	0.048
N169	5	26.4	1.21	10.35	1.19	4.74	0.048	0.054	0.039	0.012	0.04	21.6	21.8	0.47	148	0.273	0.003	0.094	26.1	0.0288	3.05	0.001	0.001	12.05	0.0003	0.011
C080-B	3.84	11.25	0.297	2.81	3.03	5.65	0.141	0.059	-0.004	0.018	0.07	25.2	5	0.15	271	1.28	0.025	0.737	5.4	0.142	2.48	-0.001	-0.002	7.84	0.0003	0.02
N150-B	4.49	13.15	0.228	3.55	3.38	6.56	0.199	0.071	0.006	0.019	0.08	28.9	5.4	0.17	317	1.46	0.039	1.025	5.61	0.186	1.99	-0.001	-0.002	9.21	0.0003	0.02
B250-B	4.33	12.9	0.246	3.47	3.19	6.27	0.177	0.044	-0.004	0.017	0.08	26.4	5.3	0.17	287	1.14	0.033	1.01	5.57	0.159	1.855	-0.001	-0.002	9.39	0.0004	0.02
B050-B	3.55	12.95	0.337	4.17	1.96	4.09	0.1	0.037	0.005	0.014	0.06	20.9	5.8	0.18	209	0.64	0.015	0.931	7.32	0.108	1.795	-0.001	-0.002	7.06	-0.0002	0.01
N200-B	4.01	12.85	0.25	4.14	3.07	5.76	0.147	0.033	0.004	0.014	0.07	22	5.5	0.15	259	1.06	0.026	0.925	5.62	0.142	1.76	-0.001	-0.002	8.18	0.0002	0.01
C560-B	3.87	11.8	0.2	2.8	3.19	6.18	0.16	0.057	0.004	0.019	0.07	27.2	4.9	0.15	266	1.23	0.028	1.045	4.44	0.156	1.735	-0.001	-0.002	8.15	0.0002	0.01
B100-B	4.19	13.45	0.217	2.88	3.51	7	0.193	0.034	0.011	0.015	0.07	26.4	5	0.15	256	1.17	0.028	1.03	5.03	0.161	1.72	0.001	-0.002	7.76	0.0002	0.02
C400-B	3.19	7.04	0.237	3.4	2.1	4.18	0.114	0.06	-0.004	0.016	0.08	23.5	5.3	0.15	238	0.83	0.02	0.764	4.09	0.117	1.68	-0.001	-0.002	8.62	-0.0002	0.01
B150-B	4.14	13.4	0.232	3.17	2.96	6.18	0.176	0.028	-0.004	0.014	0.08	23.7	5.3	0.16	260	1.31	0.027	1.055	6.34	0.139	1.675	-0.001	-0.002	9.05	0.0004	0.02
B200-B	3.86	12.9	0.205	3.33	3.14	5.93	0.158	0.063	-0.004	0.018	0.07	24.7	4.8	0.15	269	2.26	0.029	0.862	5.44	0.154	1.675	-0.001	-0.002	7.67	0.0005	0.01
N100-B	3.77	10.6	0.238	2.96	2.91	5.68	0.167	0.065	-0.004	0.019	0.07	25.6	5	0.15	259	1.07	0.026	0.867	5.06	0.145	1.63	-0.001	-0.002	8.2	0.0002	0.01
C120-B	3.58	11.15	0.231	2.85	2.84	5.54	0.129	0.048	-0.004	0.017	0.07	24.6	4.8	0.14	230	1.23	0.022	0.832	5.29	0.131	1.56	-0.001	-0.002	7.74	0.0002	0.01
C200-B	3.37	9.27	0.239	2.77	2.59	4.04	0.116	0.058	0.002	0.017	0.07	24.7	4.2	0.15	248	0.811	0.044	1.26	4	0.132	1.545	-0.001	0.001	8.37	0.0004	0.036
C040-B	2.99	6.7	0.232	2.38	1.81	3.85	0.111	0.055	-0.004	0.012	0.07	22.5	4.9	0.14	206	0.69	0.019	0.701	3.75	0.119	1.48	-0.001	-0.002	8.03	0.0002	0.01
N050-B	3.47	8.4	0.208	3.04	2.38	4.79	0.157	0.062	0.004	0.018	0.07	23.4	4.8	0.14	234	0.89	0.025	0.734	4.02	0.128	1.465	-0.001	-0.002	8.14	-0.0002	0.01

Appendix 1. Description, localization and analytical data for the soil samples collected during the 2024 exploration campaign conducted by GeoExplore Survey on the Riley Brook property.

Sample_no.	Sb (ppm)	Sc	Se	Sn	Sr	Ta	Te	Th	Ti (wt. %)	Tl (ppm)	U	V	W	Y	Zn	Zr
C310	NSS	NSS	NSS	NSS	NSS	NSS	NSS	NSS	NSS	NSS	NSS	NSS	NSS	NSS	NSS	NSS
C627	NSS	NSS	NSS	NSS	NSS	NSS	NSS	NSS	NSS	NSS	NSS	NSS	NSS	NSS	NSS	NSS
C624	NSS	NSS	NSS	NSS	NSS	NSS	NSS	NSS	NSS	NSS	NSS	NSS	NSS	NSS	NSS	NSS
C061	NSS	NSS	NSS	NSS	NSS	NSS	NSS	NSS	NSS	NSS	NSS	NSS	NSS	NSS	NSS	NSS
C125	NSS	NSS	NSS	NSS	NSS	NSS	NSS	NSS	NSS	NSS	NSS	NSS	NSS	NSS	NSS	NSS
C135	NSS	NSS	NSS	NSS	NSS	NSS	NSS	NSS	NSS	NSS	NSS	NSS	NSS	NSS	NSS	NSS
C140-A	NSS	NSS	NSS	NSS	NSS	NSS	NSS	NSS	NSS	NSS	NSS	NSS	NSS	NSS	NSS	NSS
B207	NSS	NSS	NSS	NSS	NSS	NSS	NSS	NSS	NSS	NSS	NSS	NSS	NSS	NSS	NSS	NSS
C285	NSS	NSS	NSS	NSS	NSS	NSS	NSS	NSS	NSS	NSS	NSS	NSS	NSS	NSS	NSS	NSS
C283	NSS	NSS	NSS	NSS	NSS	NSS	NSS	NSS	NSS	NSS	NSS	NSS	NSS	NSS	NSS	NSS
C280-B	NSS	NSS	NSS	NSS	NSS	NSS	NSS	NSS	NSS	NSS	NSS	NSS	NSS	NSS	NSS	NSS
B069	NSS	NSS	NSS	NSS	NSS	NSS	NSS	NSS	NSS	NSS	NSS	NSS	NSS	NSS	NSS	NSS
B045	NSS	NSS	NSS	NSS	NSS	NSS	NSS	NSS	NSS	NSS	NSS	NSS	NSS	NSS	NSS	NSS
C408	0.68	3.1	1.225	1.58	4.13	-0.005	0.033	2.02	0.019	0.243	1.335	114.5	0.427	9.06	48	1.05
C463	0.406	2.45	0.422	0.95	7.13	<0.005	0.016	1.19	0.0229	0.117	0.662	53.5	0.168	2.93	37.8	1.98
C490	0.501	2.73	0.498	1.04	3.06	<0.005	0.012	3.86	0.008	0.232	0.657	37	0.483	4.71	95.3	6.54
C485	0.443	1.745	0.511	1.25	1.56	<0.005	0.011	3.45	0.0035	0.252	0.655	33.4	0.27	2.43	55	6.81
B243	0.853	19.25	0.489	1.04	29	-0.005	0.022	2.54	0.087	0.277	2.98	96.7	0.088	78.8	103	4.61
B274	0.519	2.93	0.543	0.89	18.6	-0.005	0.029	0.801	0.055	0.14	0.941	53.6	0.108	12.95	141	1.08
N098	0.216	5.66	0.276	0.67	7.1	-0.005	0.008	1.17	0.0918	0.0745	0.363	95.2	0.045	3.92	91.3	3.5
N070	0.308	3.68	0.372	0.49	3.29	-0.005	0.032	2.96	0.0013	0.118	0.354	36.2	0.03	3.49	128.5	3.34
C503	0.562	2.41	0.318	0.75	3.14	<0.005	0.012	2.41	0.0193	0.1085	0.51	44.1	0.112	3.32	45.5	3.44
B229	0.568	2.36	1.01	1.08	12.2	-0.005	0.031	0.1005	0.0819	0.236	2.2	67	0.074	40.6	161	0.25
C465	0.489	1.66	0.383	1.14	3.83	<0.005	0.011	1.91	0.0103	0.1775	0.576	38.4	0.347	3.77	42.5	2.47
C452	0.409	3.84	0.634	1.12	5.62	<0.005	0.012	4.09	0.0151	0.1645	0.748	56.6	0.456	9.6	101.5	12.85
B277	0.738	5.1	0.655	0.79	25.3	-0.005	0.02	1.37	0.042	0.198	5.17	51.4	0.072	103	164	1.96
C453	0.671	3.03	0.361	1.16	8.05	<0.005	0.01	1.715	0.0186	0.1585	0.701	44.8	0.499	5.26	118	1.42
B216	0.33	1.705	0.523	1.32	9.47	-0.005	0.032	0.366	0.066	0.243	0.587	51.4	0.062	3.54	121	0.72
N072	0.307	12.05	0.662	0.42	17.2	0.005	0.012	1.59	0.0291	0.1525	4.55	70.2	0.069	86.2	133	5.03
C446	0.781	3.37	0.875	1.12	6.78	0.005	0.021	2.64	0.0877	0.288	0.853	53.3	0.753	5.19	124	1.92
C445	0.596	2.08	0.376	0.96	4.49	<0.005	0.008	3.25	0.0063	0.1705	0.578	27.9	0.504	4.03	103.5	3.56
C002	0.337	2.33	0.042	1.46	5.98	<0.005	0.013	7.03	0.0035	0.139	0.387	29	0.737	6.75	49.3	0.71
C486	0.486	3.21	0.242	0.84	7.72	<0.005	0.012	2.61	0.0128	0.113	0.607	41.5	0.188	5.46	76.1	3.23
C235	0.514	5.48	0.538	1.34	20.7	<0.005	0.021	2.09	0.0179	0.1785	2.35	51.8	0.63	36	99.5	3.15
B226	0.56	7.83	0.944	1.13	21.3	-0.005	0.021	0.942	0.084	0.225	4.42	104.5	0.067	58.2	137.5	1.3
C104	0.231	1.755	0.288	1.01	9.29	<0.005	0.017	0.419	0.0128	0.1235	1.18	56.2	0.098	6.57	68.4	0.33
N222	0.262	2.07	0.356	0.67	2.4	-0.005	0.021	2.26	0.0032	0.0927	0.385	45.3	0.048	3.45	77.5	2.23
C260	0.599	10.1	0.295	1.06	11.6	0.005	0.017	3.48	0.0217	0.207	1.47	43.7	0.891	32.8	50.2	2.46
B240	0.301	2.4	1.05	1.05	3.68	<0.005	0.016	2.99	0.0222	0.203	1.325	27.6	0.309	8.06	114.5	8.93
C301	0.4	5.15	0.058	1.04	9.9	<0.005	0.008	7.59	0.0055	0.1185	0.705	47.1	0.665	12.9	52.4	3.97
C448	0.503	1.5	0.373	1.03	4.17	0.007	0.007	1.63	0.0341	0.23	0.528	46.4	0.272	2.73	31.4	1.1
C421	0.613	2.89	0.409	0.83	6.53	<0.005	0.011	3.82	0.0113	0.1835	0.595	37.1	0.489	4.52	111.5	5
C311	0.225	2.21	0.238	1.14	5.37	-0.005	0.014	1.175	0.0072	0.1605	0.645	64.9	0.264	5.52	48.3	0.87
C508	0.505	2.46	0.205	1.02	5.11	<0.005	0.01	1.525	0.0417	0.112	0.56	53.2	0.108	3.29	55.5	1.77
C466	0.465	2.64	0.404	1.04	4.92	<0.005	0.007	3.42	0.0077	0.21	0.586	34.8	0.37	4.8	70.3	4.64
C441	0.401	3.18	0.946	1	9.42	<0.005	0.019	2.75	0.0088	0.1685	0.638	54.2	0.324	3.62	74.6	7.25
C350	0.348	2.57	0.282	1.1	4.7	<0.005	0.018	2.53	0.0055	0.1635	0.642	40.4	0.571	6.59	65.6	2.09
C487	0.493	3.09	0.654	0.76	5.88	<0.005	0.012	3.79	0.0165	0.1705	0.651	42.6	0.348	4.09	99.4	9.11
N166	0.258	4.38	0.539	0.46	5.71	-0.005	0.021	4.29	0.012	0.1045	0.613	43.6	0.059	4.32	66.9	6.97
C491	0.442	3.21	0.533	0.89	5.1	<0.005	0.009	2.95	0.0091	0.148	0.565	37.4	0.37	4.84	69.4	5.44
C502	0.617	3.08	0.354	0.74	2.89	<0.005	0.013	3.44	0.0186	0.1525	0.63	40.3	0.154	4.19	114	5.63
C499	0.304	2.32	0.167	0.96	3.13	<0.005	0.003	1.635	0.0087	0.1395	0.504	43.1	0.099	2.62	76.5	1.73
C425	0.504	6.42	0.351	1.19	15.95	-0.005	0.012	3.02	0.024	0.155	0.715	57.6	0.449	5.51	112	1.62

Appendix 1. Description, localization and analytical data for the soil samples collected during the 2024 exploration campaign conducted by GeoExplore Survey on the Riley Brook property.

Sample_no.	Sb (ppm)	Sc	Se	Sn	Sr	Ta	Te	Th	Ti (wt. %)	Tl (ppm)	U	V	W	Y	Zn	Zr
B054	0.441	4.11	0.671	1	5.09	-0.005	0.021	2.12	0.0563	0.216	0.761	62.9	0.097	3.9	97.4	3.86
N130	0.345	3.42	0.832	0.52	22.1	-0.005	0.019	1.75	0.0098	0.111	2.13	39.1	0.063	34.4	51.3	3.26
B215	0.496	2.21	1.06	0.9	2.61	-0.005	0.023	3.49	0.01	0.1735	0.88	27.1	0.134	4.57	131.5	15.1
B239	0.508	3.03	0.641	0.6	2.82	-0.005	0.015	4.02	0.0237	0.246	1.095	33.1	0.099	7.79	117.5	12.1
C520	0.418	2.56	0.57	1.01	4.43	<0.005	0.013	2.39	0.0111	0.197	0.694	46.6	0.155	3.75	96.8	4.91
N049	0.175	2.82	0.336	0.34	6.19	-0.005	0.019	2.42	0.0019	0.091	0.416	33.3	0.025	4.23	78.5	3.91
C394	0.456	3.49	0.26	1.03	6.47	<0.005	0.012	2.5	0.0144	0.1455	0.579	51.8	0.342	5.6	67.9	2.12
C062	0.635	1.88	0.98	1.91	5.52	-0.005	0.028	6.05	0.0131	0.179	0.513	74.5	3.03	4.32	38.3	6.19
C402	0.305	1.975	0.378	1.09	5.82	<0.005	0.018	0.839	0.0041	0.177	1.055	59.7	0.234	8.92	56.9	1.88
C423	0.308	9.06	0.196	0.86	25.7	-0.005	0.009	5.03	0.053	0.102	8.83	60.5	0.228	21.6	71.6	5.41
B230	0.49	0.847	1.505	0.97	1.6	-0.005	0.015	1.635	0.0066	0.297	1.415	11.7	0.132	5.21	64.8	7.98
N073	0.516	22.5	0.257	1.07	7.1	-0.005	0.012	0.875	0.024	0.098	0.221	229	0.044	7.24	224	0.69
N060	1.355	3.62	0.778	0.76	2.15	-0.005	0.031	3.99	0.004	0.1925	0.464	61.9	0.056	3.51	86.6	4.56
C638	0.282	2.16	0.529	0.88	2.46	<0.005	0.017	3.08	0.0066	0.093	0.488	33.3	0.098	4.01	87.9	7.36
C389	0.572	1.495	0.644	1.31	3.54	<0.005	0.012	2.98	0.0182	0.219	0.588	35.8	0.643	3.41	44	2.2
C548	0.512	2.56	0.579	0.73	2.84	0.005	0.014	2.33	0.03	0.1595	0.605	37.8	0.161	3.54	81.2	6.68
C424	0.516	3.81	0.365	1.08	9.03	0.005	0.01	3.01	0.022	0.182	0.645	47	0.573	4.58	79.2	1.82
N080	0.454	2.02	0.299	0.63	11.25	-0.005	0.029	1.29	0.0112	0.109	0.527	49.5	0.081	4.87	59.9	1.07
C455	0.408	2.11	0.04	1.06	4.49	<0.005	0.004	2.47	0.0123	0.115	0.496	23	0.281	4.54	45.8	0.32
C435	0.38	3.03	0.328	0.83	11.35	<0.005	0.008	2	0.0101	0.1445	0.637	43.2	0.292	6.79	62.8	2.62
C319	0.176	1.615	0.255	1.06	2.13	-0.005	0.019	2.1	0.0065	0.1125	0.332	52.8	0.402	3.3	28.4	1.92
C513	0.266	1.9	0.636	0.59	4.8	<0.005	0.011	2.06	0.0179	0.13	0.598	37.8	0.097	2.45	49.7	5.05
C484	0.323	3.75	0.261	1	5.11	<0.005	0.009	1.98	0.0277	0.127	0.538	56.5	0.083	3.67	69.8	2.18
B264	0.411	2.19	0.842	1.01	2.72	<0.005	0.011	4.51	0.0133	0.238	0.919	25.8	0.111	6.11	52.8	11.25
C489	0.364	1.515	0.471	0.92	2.01	<0.005	0.013	2.61	0.0067	0.1465	0.425	29.9	0.657	3.35	52.8	2.17
C227	0.321	3.3	0.248	1.09	11.9	-0.005	0.015	1.895	0.024	0.105	1.095	47.3	0.487	11.25	58.3	0.91
C158	0.189	1.84	0.631	2.08	2.76	<0.005	0.013	6.33	0.0074	0.133	1.415	20.3	0.435	21.8	160.5	21.8
C422	0.401	2.38	0.162	0.83	7.14	<0.005	0.009	1.36	0.0294	0.1295	0.509	33.4	0.472	5.11	50.5	0.27
C364	0.476	3.53	0.096	0.99	8.28	-0.005	0.009	2.99	0.0306	0.1255	0.507	45.1	0.392	4.96	61.2	1.29
C263	0.352	2.31	0.444	1.51	6.17	<0.005	0.019	2.75	0.0209	0.0985	0.757	44	0.2	5.45	69.8	6.01
B279	0.35	2.61	1.31	0.78	2.56	0.026	0.017	2.37	0.041	0.178	1.19	31.4	0.096	7.25	38.5	4.95
C440	0.523	3.67	0.353	0.91	8.05	<0.005	0.008	3.56	0.0193	0.178	0.555	40.8	0.514	3.78	81.3	3.83
C500	0.49	3.9	0.6	0.92	4.46	<0.005	0.014	2.75	0.0323	0.1695	0.737	57.5	0.111	5.53	97.5	6.37
C476	0.437	3.97	0.704	0.9	3.64	0.005	0.012	2.19	0.0373	0.1865	0.575	65.8	0.13	3.39	106	6.13
C471	0.353	3.55	0.111	0.87	11.5	<0.005	0.01	1.35	0.0172	0.0957	0.453	48.2	0.072	6.17	65	0.34
B254	0.305	1.715	0.824	1.1	2.91	<0.005	0.014	2.52	0.0162	0.1685	1.105	22.9	0.07	8.64	51.4	6.36
C451	0.392	2.11	0.059	0.83	7.64	<0.005	0.006	2.3	0.0337	0.0919	0.406	39.2	0.256	3.18	63.8	0.65
C501	0.557	2.25	0.635	0.89	3.21	<0.005	0.013	2.95	0.027	0.192	0.625	39	0.209	3.28	122	5.15
C300	0.486	4.47	0.159	0.84	12.5	<0.005	0.012	6.77	0.0196	0.117	1.25	67.5	1.65	11.6	40.1	7.72
B113	0.287	2.41	0.533	1.16	3.5	-0.005	0.019	4.55	0.0079	0.146	1.085	30.7	0.087	5.58	100	20.6
C547	0.521	2.24	0.525	0.94	3.75	<0.005	0.013	1.95	0.0329	0.192	0.577	54.3	0.167	2.99	66	2.44
C523	0.409	2.61	0.306	1.02	9.16	<0.005	0.016	0.9	0.0428	0.107	0.87	60.6	0.061	30.9	63.5	1.02
N056	0.272	3.03	0.468	0.34	3.55	-0.005	0.014	3.04	0.0082	0.0926	0.453	31.7	0.041	2.76	73	8.01
C152	0.526	1.355	0.025	1.08	3.97	-0.005	0.008	3.76	0.0047	0.176	0.311	26.5	1.95	7.46	65.9	0.44
N158	0.418	4.16	1.07	0.88	6.76	0.006	0.04	4.49	0.008	0.136	0.558	54.6	0.089	2.72	68.9	5.99
C515	0.375	2.6	0.741	0.78	8.48	0.005	0.02	2.98	0.0485	0.0971	0.778	45.6	0.128	3.49	67.9	13.95
C518	0.505	3.26	0.221	0.9	8.79	<0.005	0.011	1.48	0.0646	0.0804	0.68	59.4	0.116	8.44	62.7	1.41
C391	0.526	3.01	0.263	0.99	10.2	<0.005	0.013	3.26	0.0148	0.135	0.484	45.7	0.629	3.94	56.8	2.46
C202	0.23	2.05	1.4	3.03	1.81	0.007	0.018	12.5	0.0117	0.119	1.97	34.5	0.387	8.37	143	45.5
C524	0.458	2.53	0.527	0.83	3.61	0.005	0.013	2.09	0.0348	0.1695	0.625	48.4	0.097	3.62	88.1	7.02
N002	0.464	6.28	0.364	0.4	10.7	-0.005	0.018	0.859	0.0046	0.103	0.459	69.7	0.052	13.45	168	1.28
C048	0.287	2.1	1.025	3.96	2.38	0.005	0.018	6.04	0.0584	0.1405	1.55	26.8	0.346	8.99	115.5	48
C494	0.328	3.3	0.368	1.09	9.46	<0.005	0.008	2.47	0.0152	0.1925	0.486	48.9	0.118	3.25	98.9	3.59
C413	0.549	7.35	0.196	0.83	32.4	<0.005	0.008	2.9	0.0245	0.0831	8.9	58.3	0.287	20.9	65.9	2.5
C488	0.391	1.905	0.039	0.8	8.02	<0.005	0.004	3.18	0.0514	0.0516	0.405	35	0.119	3.33	56.9	3.73

Appendix 1. Description, localization and analytical data for the soil samples collected during the 2024 exploration campaign conducted by GeoExplore Survey on the Riley Brook property.

Sample_no.	Sb (ppm)	Sc	Se	Sn	Sr	Ta	Te	Th	Ti (wt. %)	Tl (ppm)	U	V	W	Y	Zn	Zr
B068	0.339	6.86	0.733	0.76	20.5	0.006	0.009	0.442	0.0655	0.182	5.32	56.2	0.081	70.4	90	1.3
C406	0.204	2.57	0.09	0.51	6.29	<0.005	0.015	2.99	0.006	0.0699	0.679	45.4	0.173	6.06	67.5	1.58
N171	0.088	3.11	0.083	0.42	7.97	-0.005	0.007	2.13	0.0073	0.083	0.416	34.7	0.019	8.17	77.9	1.35
C388	0.422	2.04	0.251	1.05	4.42	<0.005	0.008	2.51	0.0142	0.206	0.454	42.1	0.479	3.54	54.1	1.3
B180	0.36	2.42	0.554	0.65	4.36	-0.005	0.018	1.83	0.0101	0.1565	0.906	36.9	0.04	6.08	108	3.79
C300-A	0.347	4.14	0.129	0.8	11.45	<0.005	0.007	6.11	0.0054	0.0916	1.18	44.5	0.807	11.2	38.8	4.72
C504	0.401	2.48	0.656	1.2	7.38	<0.005	0.021	0.941	0.0727	0.112	0.586	77	0.077	3.09	62.9	2.93
C384	0.299	3.1	0.172	0.98	3.89	<0.005	0.006	3.55	0.0056	0.1805	0.785	40.5	0.359	4.2	53.2	2.84
C500-A	0.575	3.56	0.615	0.97	4.28	<0.005	0.014	2.58	0.0467	0.195	0.719	54	0.201	4.64	100.5	3.63
C496	0.436	3.59	0.194	1.14	9.41	<0.005	0.012	2.18	0.0299	0.0949	0.572	59.8	0.084	6.18	78.7	2.03
C563	0.308	3.3	0.796	1.42	4.09	0.019	0.025	3.08	0.216	0.179	0.891	115.5	0.101	5.06	42.9	7.85
C160-A	0.234	1.695	0.457	2.63	2.36	<0.005	0.017	4.12	0.0096	0.11	0.711	24.4	0.141	3.6	73.7	10.25
C372	0.367	1.01	0.185	0.87	2.68	<0.005	0.007	0.951	0.0049	0.123	0.43	27.6	0.703	3.43	32.3	0.37
C640	0.441	1.45	0.669	2.6	5.5	<0.005	0.027	0.536	0.123	0.1275	0.74	48.8	0.045	3.06	41.9	1.93
C245	0.383	3.26	0.434	1.54	5.95	0.008	0.012	4.4	0.021	0.136	0.61	76	0.877	5.3	44.5	2.53
C418	0.366	3.06	1.1	0.79	3.03	0.005	0.018	4.3	0.062	0.1365	0.706	62.9	0.252	4.18	47.8	13.6
C454	0.473	1.15	0.047	0.93	1.95	<0.005	0.002	3.13	0.0134	0.112	0.394	17.15	0.252	3.27	32.1	1.24
C122	0.514	2.13	0.06	1.35	6.53	<0.005	0.011	3.78	0.0033	0.1355	0.516	48.1	3.83	12.75	27.7	0.38
C519	0.44	3.17	0.342	0.75	7.4	<0.005	0.013	1.26	0.0513	0.122	0.675	49.9	0.156	4.83	86.5	0.79
C498	0.417	2.67	0.477	0.9	3.35	<0.005	0.007	2.28	0.0096	0.1965	0.636	37.8	0.177	4.84	66.1	5.39
B204	0.299	3.34	0.569	1.36	5.68	-0.005	0.036	0.997	0.13	0.189	0.73	90.1	0.061	4.89	57.7	2.27
C359	0.467	2.7	0.443	1.27	4.34	-0.005	0.009	2.97	0.0149	0.271	0.546	54.8	0.407	4.24	80.5	4.15
C239	0.6	1.34	0.356	2.92	8.03	<0.005	0.013	1.32	0.021	0.1385	0.722	24.1	0.967	17.35	61.5	0.93
N067	0.246	4.35	0.308	0.64	5.64	-0.005	0.012	0.429	0.043	0.1035	0.356	87.3	0.044	6.15	79.8	0.82
B208	0.374	4.83	0.315	0.54	13.55	<0.005	0.014	1.285	0.0383	0.112	0.929	46.8	0.041	15.8	53.8	1.02
C410	0.316	3.02	0.429	1.03	3.18	<0.005	0.008	4.56	0.0035	0.1615	0.643	26.9	0.38	3.49	49.9	6.95
C399	0.534	3.01	0.141	0.97	6.49	<0.005	0.013	3.15	0.0132	0.1075	0.486	45.7	0.384	4.09	49	2.02
C247	0.329	5.62	0.394	1.32	14.4	-0.005	0.011	1.76	0.012	0.177	2.24	59.9	0.461	28.2	125	2.58
C335	0.465	2.73	0.161	1.03	13.85	<0.005	0.007	1.955	0.0088	0.118	0.551	44	0.631	6.68	51.9	0.87
N149	0.357	5.53	1.19	1.07	2.84	-0.005	0.048	3.91	0.0225	0.131	0.525	97.8	0.105	3.16	55.8	6.57
C517	0.453	2.92	0.212	0.68	7.82	<0.005	0.011	1.7	0.0396	0.0944	0.652	48.5	0.104	4.71	64.1	2.31
N083	0.844	2.57	0.708	0.53	3.07	-0.005	0.02	4.44	0.0028	0.174	0.59	49.5	0.056	3.89	57.8	5.18
C302	0.323	1.455	0.493	1.01	2.83	<0.005	0.012	3.58	0.0101	0.152	0.459	56	0.71	2.71	29.9	4.6
N140	0.271	4.63	0.78	0.47	4.32	-0.005	0.02	2.6	0.0125	0.106	0.563	46.9	0.067	3.66	100	6.13
C419	0.446	4.1	0.823	1.59	10.45	0.02	0.023	1.965	0.239	0.135	0.679	90.1	0.208	4.22	74.2	3.31
C059	0.515	2.3	0.031	0.92	9.97	-0.005	0.01	5.96	0.008	0.0773	0.44	36	1.62	9.58	28.4	1.06
C160	0.197	2.25	0.566	2.31	2.39	<0.005	0.015	5.82	0.0119	0.095	0.878	23	0.209	5.08	110.5	18.35
C473	0.409	1.75	0.224	0.78	5.22	<0.005	0.007	2.04	0.0112	0.096	0.487	33.2	0.193	2.95	52	2.72
C140	0.29	2.22	0.372	3.47	3.47	-0.005	0.011	8.15	0.0394	0.1395	0.992	25.6	0.626	8.27	177.5	13.4
C430	0.517	2.71	0.241	0.95	9.61	<0.005	0.007	2.62	0.0222	0.1215	0.694	37.5	0.548	4.61	55.8	1.26
C051	0.256	3.52	0.486	0.67	6.03	0.005	0.021	2.75	0.0545	0.0907	0.807	52.8	0.373	6.46	62.2	2.61
C260-A	0.348	5.91	0.126	0.64	7.35	-0.005	0.013	3.74	0.0188	0.111	0.865	32.9	0.533	19.7	38	0.8
C211	0.38	0.992	1.38	3.28	5.05	0.005	0.02	2.54	0.0282	0.1125	0.984	10.7	0.41	9.68	76.7	9.36
C385	0.356	2.16	0.067	0.94	7.72	<0.005	0.006	1.195	0.0199	0.112	0.447	35.8	0.177	2.89	48.7	0.26
B005	0.447	11.35	0.305	0.98	14.65	-0.005	0.015	2.71	0.082	0.147	1.045	82.3	0.077	51.9	80.9	2.56
C143	0.279	3.83	0.334	1.75	4.99	<0.005	0.009	3.82	0.0062	0.1795	2.71	38	1.145	30.3	62.6	2.12
C186	0.288	2.34	0.507	2.78	4.67	<0.005	0.008	4.38	0.0179	0.1955	1.22	34.4	1.315	10.75	57.1	3.36
C480	0.401	2.2	0.385	0.85	8.31	<0.005	0.011	1.49	0.0474	0.1105	0.475	52	0.154	5.31	45.1	1.49
C493	0.453	2.29	0.165	1.13	7.96	<0.005	0.011	1.055	0.0833	0.0874	0.59	47.3	0.117	4.73	42.4	0.81
C478	0.457	1.87	0.315	0.69	4.1	<0.005	0.009	0.892	0.0437	0.1335	0.503	44.5	0.083	3.23	71.8	0.72
C477	0.467	0.791	0.215	0.89	1.72	<0.005	0.004	0.831	0.0146	0.17	0.378	26.9	0.164	2.12	28	0.31
N035	1.65	4.58	0.462	0.37	1.92	-0.005	0.018	4.62	0.0045	0.1665	0.743	37.6	0.106	5.85	103.5	5.02
B116	0.517	3.92	1.245	1.8	2.57	0.006	0.04	2.03	0.1105	0.222	0.883	85.2	0.254	4.65	56.3	4.95
C531	0.342	3.14	0.235	0.73	9.97	<0.005	0.013	1.265	0.0294	0.103	0.625	60.1	0.062	8.66	83	1.46
N063	0.246	3.63	0.551	0.45	2.47	-0.005	0.022	3.6	0.0063	0.1135	0.503	43.6	0.049	2.54	122.5	8.8
B231	0.362	2.34	0.562	0.83	2.89	-0.005	0.016	3	0.0094	0.164	0.685	29.3	0.061	4.76	73.6	10.45

Appendix 1. Description, localization and analytical data for the soil samples collected during the 2024 exploration campaign conducted by GeoExplore Survey on the Riley Brook property.

Sample_no.	Sb (ppm)	Sc	Se	Sn	Sr	Ta	Te	Th	Ti (wt. %)	Tl (ppm)	U	V	W	Y	Zn	Zr
C178	0.283	2.62	0.198	1.14	2.9	-0.005	0.012	4.81	0.0054	0.155	0.489	39.4	0.511	4.78	45.9	3.61
C511	0.35	1.815	0.31	0.83	7.51	<0.005	0.009	0.539	0.0426	0.1205	0.588	53.9	0.075	3.73	124	0.45
C397	0.506	1.895	0.13	0.99	7.84	<0.005	0.013	0.825	0.0184	0.129	0.564	41.1	0.246	6.13	52.9	0.22
C259	0.534	3.48	0.238	0.99	2.62	-0.005	0.024	5.3	0.0187	0.1975	0.41	30.9	1.08	6.04	49.5	2.98
C056	0.288	2.77	0.527	2.35	9.36	-0.005	0.014	8.44	0.0137	0.144	0.667	64.3	0.802	5.31	22.8	9.13
C047	0.307	0.552	0.092	5.55	6.5	0.017	0.003	1.725	0.059	0.058	0.595	14.2	0.161	2.89	18	8.74
C438	0.382	2.11	0.138	1.13	4.41	<0.005	0.006	2.75	0.0075	0.138	0.426	24.2	0.266	3.35	32.4	1.43
C071	0.152	2.13	0.409	1.83	2.23	<0.005	0.012	6.41	0.0058	0.1195	0.745	46.6	0.191	4.55	106	27.2
N022	0.371	5.89	0.357	0.61	3.68	-0.005	0.018	1.51	0.0272	0.129	0.337	90.7	0.018	3.89	147	2.76
C095	0.249	2.63	0.632	1.96	2.79	<0.005	0.011	8.35	0.0028	0.21	0.85	97.8	2.09	9.28	30	5.42
C528	0.331	2.81	0.638	1.36	3.15	<0.005	0.022	1.9	0.0777	0.1465	0.532	91.5	0.045	2.8	55	7.22
B114	1.035	1.44	0.333	1.54	1.77	-0.005	0.089	2.31	0.0021	0.171	0.642	69.9	0.1	6.26	34.7	4.76
C044	0.19	2.41	0.837	1.82	1.86	<0.005	0.013	7.85	0.0125	0.115	1.05	31.9	0.199	5.62	137.5	21.3
C120	1.06	1.6	0.076	2.72	7.97	-0.005	0.008	2.96	0.007	0.18	0.298	23.5	4.33	3.02	27	0.31
C377	0.383	3.48	0.352	0.79	5.2	<0.005	0.013	3.72	0.0047	0.1485	0.582	43.2	0.623	5.08	96.2	6.06
C173	0.189	1.555	0.445	2.79	2.45	0.005	0.012	5.98	0.0102	0.1095	0.841	24	0.333	7.09	88.4	16.9
C443	0.319	2.32	0.389	1	4.29	<0.005	0.012	2.44	0.0163	0.129	0.501	57.8	0.176	3.69	26.1	2.79
B291	0.432	2.35	1.1	1.56	2.1	0.019	0.021	3.37	0.013	0.268	1.095	27.4	0.132	7.67	85.3	5.24
N190	0.196	6.75	0.401	0.71	5.64	-0.005	0.009	1.66	0.0064	0.0904	0.359	132	0.057	4.08	127.5	3.41
C028	0.411	2.18	0.365	0.88	4.93	<0.005	0.016	5.43	0.0233	0.0961	0.507	39.4	1.435	5.79	42.6	5.63
B064	0.288	3.02	0.685	0.85	6.72	-0.005	0.023	1.675	0.0698	0.0857	0.725	63.5	0.075	3.42	23.7	5.65
B290	0.345	2.87	0.868	1.21	2.78	<0.005	0.024	5.86	0.0304	0.306	1.255	31	0.263	8.28	67.8	19.15
B218	0.307	4.34	0.398	1.29	8.02	-0.005	0.015	1.66	0.199	0.139	0.476	80.8	0.04	5.14	55.3	4.22
B241	0.316	1.915	0.808	1.19	6.68	0.005	0.016	0.701	0.076	0.152	1.14	64.2	0.09	10.4	54.1	2.9
B199	0.322	5.12	0.288	0.93	16.35	-0.005	0.019	0.583	0.098	0.104	0.633	62.5	0.048	12.35	72	0.97
C073	0.259	2.21	0.423	1.86	2.79	0.006	0.019	6.24	0.0104	0.104	0.738	33.6	0.245	4.24	125	12.25
C003	0.313	2.67	0.087	0.77	3.76	<0.005	0.008	5.87	0.0108	0.0811	0.441	32.4	0.82	4.7	46.7	3
B128	0.266	3.92	0.445	1.2	31.7	-0.005	0.016	0.781	0.196	0.0709	0.366	92.6	0.025	4.45	80.9	12.35
C581	0.333	3.14	1.125	1.07	3	<0.005	0.019	2.08	0.0398	0.1245	0.803	59	0.08	6.2	57.5	6.96
C482	0.42	2.25	0.476	0.88	3.54	<0.005	0.008	1.775	0.0163	0.1745	0.544	43.8	0.154	3.2	84.4	4.02
N064	0.325	2.07	0.397	0.69	7.53	-0.005	0.019	0.531	0.0333	0.0785	0.411	47	0.074	3.84	61.1	0.62
C022	0.264	3.09	0.552	1.61	3.07	0.021	0.017	3.9	0.044	0.157	0.599	59.3	0.41	3.68	46.6	3.22
C303	0.301	1.15	0.483	1.22	2.12	<0.005	0.007	3.15	0.0087	0.1755	0.596	29	0.645	5.37	65.8	6.28
N131	0.281	2.64	0.287	0.64	13.25	-0.005	0.016	0.574	0.0376	0.0725	0.53	56.7	0.053	12.5	52.3	0.45
C096	0.315	2.51	0.645	1.47	2.1	<0.005	0.014	11	0.0027	0.145	0.934	86.1	1.68	5.9	32.9	11.3
B262	0.265	2.17	0.302	0.53	5.14	<0.005	0.026	1.205	0.0142	0.111	0.949	41.7	0.02	9.49	70.3	1.38
C055	0.247	3.45	0.397	1.77	14.25	-0.005	0.005	6.64	0.008	0.174	0.828	42.6	1.855	7.55	44.2	3.28
C230	0.277	1.985	0.39	1.78	5.52	0.016	0.01	1.865	0.028	0.124	0.579	33.4	0.461	4.52	72.1	1.96
C205	0.37	2.67	0.398	1.24	6.07	0.013	0.012	3.9	0.029	0.115	0.672	46.3	0.904	5.99	48.6	3.06
N010	0.252	5.17	0.219	0.35	8.11	-0.005	0.016	1.405	0.0741	0.0441	0.44	45.7	0.044	9.81	58	2.9
N224	0.297	3.81	0.571	1.05	2.85	-0.005	0.031	3.39	0.0052	0.189	0.41	80	0.057	3.16	112.5	3.38
C043	0.322	1.76	0.379	3.08	4.25	0.005	0.016	3.37	0.0855	0.101	0.665	50.5	0.115	4.02	60.3	9.28
N042	0.314	4.84	0.347	0.43	3.95	-0.005	0.019	2.75	0.0136	0.0929	0.444	54.6	0.041	3.75	79	7.71
C116	0.243	3.6	0.753	1.86	1.63	<0.005	0.017	11.9	0.0037	0.151	1.025	66.1	0.971	7.81	51.8	9.25
C175	0.349	3.36	0.481	1.37	7.27	0.009	0.014	3.67	0.018	0.103	0.68	63.1	0.766	5.05	47	3.19
C249	0.27	4.1	0.657	0.97	3.52	0.016	0.023	3.35	0.069	0.124	0.71	54.8	0.239	3.51	101.5	3.65
B140	0.267	3.02	0.688	1.36	10.1	-0.005	0.022	0.838	0.303	0.0759	0.567	100.5	0.038	2.64	96.6	3.33
C070	0.252	2.85	0.176	1.26	3.01	<0.005	0.009	5.1	0.0034	0.1595	0.45	36.4	0.723	5.31	28.6	3.22
C338	0.269	2.09	0.549	1.05	5.36	<0.005	0.01	3.91	0.0089	0.1065	0.515	46.2	0.554	3.62	66.3	5.81
N136	0.176	1.665	0.263	0.53	5.21	-0.005	0.02	2.07	0.0029	0.073	0.283	35.7	0.029	2.38	56	2.13
C479	0.582	0.837	0.226	1.2	2.73	<0.005	0.009	0.346	0.0173	0.1645	0.508	47.1	0.126	2.65	29.5	0.3
B289	0.268	1.725	0.737	0.95	4.38	0.006	0.015	0.784	0.032	0.169	0.793	39.4	0.115	3.64	64.6	0.95

Appendix 1. Description, localization and analytical data for the soil samples collected during the 2024 exploration campaign conducted by GeoExplore Survey on the Riley Brook property.

Sample_no.	Sb (ppm)	Sc	Se	Sn	Sr	Ta	Te	Th	Ti (wt. %)	Tl (ppm)	U	V	W	Y	Zn	Zr
C439	0.268	2.35	0.091	0.84	6.6	<0.005	0.003	1.495	0.008	0.107	0.376	28.7	0.128	2.37	48.9	0.53
C029	0.255	2.1	0.24	1.68	3.52	<0.005	0.011	5.9	0.0155	0.158	0.318	35.4	1.52	3.44	32.3	2.09
N091	0.275	5.94	0.332	0.44	3.17	-0.005	0.014	2.94	0.0029	0.0923	0.381	53.4	0.053	4.98	101.5	5.36
C411	0.358	1.895	0.114	1.03	7.61	<0.005	0.005	1.11	0.0081	0.113	0.478	30	0.223	3.12	50.7	0.41
C400	0.346	3	0.067	0.85	6.43	<0.005	0.005	3	0.0207	0.0961	0.414	40.6	0.198	3.33	45.8	1.32
C077	0.212	3.7	0.504	1.09	15.75	<0.005	0.016	2.42	0.0073	0.111	2.47	51.4	0.149	49.7	41.3	3.35
C206	0.285	1.88	0.217	1.05	11.05	-0.005	0.018	1.975	0.0051	0.0827	0.46	40.3	0.481	4.53	39.8	2.15
N013	0.818	2.77	0.944	0.7	2.31	-0.005	0.037	2.86	0.0133	0.228	0.55	60.1	0.073	2.81	34.9	2.23
C091	0.237	2.14	0.064	1.07	4.31	<0.005	0.005	2.33	0.0064	0.116	0.594	43	1.08	4.5	32.6	0.31
C604	0.327	2.42	0.761	1.84	3.64	<0.005	0.018	0.965	0.0778	0.125	0.623	54.7	0.058	4.42	72.1	1.72
C181	0.303	2.63	0.37	1.17	3.13	<0.005	0.014	4.31	0.0064	0.1015	0.542	45.5	0.545	5.23	81.3	6.57
C580	0.515	2.32	0.663	1.8	5.98	<0.005	0.018	0.925	0.0705	0.1485	0.571	63.1	0.064	3.31	38.6	1.3
B233	0.374	2.25	0.445	0.5	5.62	-0.005	0.018	0.563	0.0473	0.0938	0.632	45.1	0.048	4.14	82.6	0.78
C509	0.378	4.52	0.492	0.76	6.41	<0.005	0.012	2.03	0.0806	0.1035	0.479	62	0.059	3.46	81.3	8.65
C180	0.403	2.21	0.735	2.07	5.38	<0.005	0.022	5.02	0.0075	0.159	0.735	34.1	0.49	8.55	90.6	15
C242	0.305	2.38	0.275	1.52	5.25	<0.005	0.01	3.93	0.0129	0.0732	0.662	26	0.514	8.2	85	9.16
C436	0.348	1.935	0.315	1.06	3.71	<0.005	0.007	3.29	0.0094	0.1555	0.503	29.6	0.28	3.42	35.4	3.47
C240	0.319	1.545	0.722	2.15	4.15	0.007	0.012	1.515	0.0337	0.1405	0.662	32.4	0.404	6.81	99.3	2.72
C510	0.34	4.15	0.394	0.7	5.06	<0.005	0.012	2.09	0.061	0.1355	0.61	61.2	0.059	4.19	88.8	4.08
C276	0.262	2.22	0.324	1.31	5.94	<0.005	0.015	2.62	0.0217	0.0933	1.56	49.5	0.55	17.2	53.7	1.68
C353	0.337	2.81	0.636	0.92	6.67	<0.005	0.011	3.17	0.0113	0.1475	0.626	53	0.542	4.14	54.1	5.76
C514	0.207	2.54	0.655	0.66	5.19	<0.005	0.011	3.09	0.0235	0.1185	0.612	37.3	0.078	3.55	51.6	9.97
C396	0.352	1.39	0.094	0.88	7.71	<0.005	0.013	0.865	0.0074	0.115	0.673	39.8	0.25	3.71	47.9	0.13
C497	0.378	2.99	0.376	1.01	4.36	<0.005	0.011	2.44	0.0288	0.142	0.504	60.6	0.078	3.74	37.7	6.54
C516	0.351	1.855	0.532	0.94	8.86	<0.005	0.013	1.6	0.0484	0.116	0.645	51.5	0.137	2.93	34.8	1.74
C123	0.228	2.67	0.065	1.38	5.29	<0.005	0.007	5.36	0.0024	0.1395	0.541	64.1	1.165	10.7	31.9	1.1
C060	0.404	2.64	0.502	0.94	3.67	-0.005	0.019	7.95	0.0252	0.1405	0.486	47.7	2.02	5.16	31.6	6.45
C121	0.303	2.49	0.304	1	8.51	<0.005	0.01	3.96	0.0035	0.1555	2.06	59.8	1.885	16.9	26.9	2.72
C209	0.497	2.34	0.22	1.76	5.11	<0.005	0.011	4.72	0.0108	0.0866	0.522	33.7	0.772	9.76	113.5	8.64
N191	0.225	4.15	1.025	0.51	2.95	-0.005	0.02	3.86	0.0088	0.0889	0.486	41.7	0.058	3.06	82.2	6.99
C289	0.294	5.26	0.079	0.92	7.94	-0.005	0.012	7.46	0.0093	0.1035	0.548	47.1	0.5	21.7	44.6	4.12
C374	0.208	3.85	0.04	0.91	11.05	<0.005	0.007	6.62	0.0184	0.1115	1.8	36.1	0.323	11.15	41.6	2.04
C449	0.384	2.6	0.433	0.92	5.4	<0.005	0.01	1.79	0.0353	0.1425	0.557	48.3	0.149	4.18	81.6	5.26
B089	0.327	2.88	0.691	1.24	7.34	-0.005	0.023	1.175	0.0647	0.1625	0.569	83.9	0.036	3.19	73.9	3.34
B278	0.37	1.6	1.085	1.21	3.92	-0.005	0.028	0.905	0.02	0.203	0.838	50.9	0.131	5.6	65.6	1.24
C050	0.299	3.13	0.433	0.83	3.48	-0.005	0.028	3.36	0.008	0.131	0.599	51.1	0.657	4.5	60.8	3.3
C144	0.175	1.56	0.107	1.65	6.5	<0.005	0.007	1.4	0.0044	0.1095	0.553	43.9	0.64	6.18	44.4	0.42
B139	0.217	2.17	0.77	0.72	5.51	-0.005	0.014	1.62	0.0287	0.139	0.506	48.3	0.054	2.81	54.5	5.7
C146	0.305	2.55	0.303	1.35	10.95	-0.005	0.012	3.41	0.0091	0.0979	0.661	63.9	0.767	5.89	36.2	3.94
C461	0.348	2.35	0.099	0.88	12.7	<0.005	0.006	0.973	0.0137	0.0752	0.488	39.1	0.139	3.65	53.9	0.46
B107	0.346	5.85	0.261	0.59	4.43	-0.005	0.019	4.17	0.0525	0.0967	0.695	39.9	0.042	5.19	51.3	12.75
C232	0.277	1.38	0.773	2.45	3.2	<0.005	0.016	4.88	0.0203	0.14	0.825	22.8	0.248	4.93	40.1	9.12
C358	0.336	2.62	0.185	0.95	7.18	-0.005	0.006	1.555	0.0213	0.1455	0.409	44.8	0.249	2.94	71.4	0.96
B203	0.345	4.53	0.525	1.63	3.69	-0.005	0.032	1.46	0.099	0.252	0.743	75.4	0.077	4.9	68.5	1.41
B189	0.386	2.18	0.827	0.86	2.27	-0.005	0.019	2.23	0.005	0.1585	0.684	37	0.11	3.01	135	7.12
C525	0.355	2.89	0.473	0.73	5.58	<0.005	0.012	1.53	0.0661	0.107	0.701	47.5	0.073	4.35	92.1	3.84
B137	0.225	2.26	0.746	0.74	4.39	-0.005	0.017	2.34	0.0235	0.146	0.559	38.5	0.049	3.26	58.4	7.35
C306	0.307	2.23	0.241	1.19	6.1	<0.005	0.013	3.21	0.0094	0.122	0.476	46	0.699	7.35	42.2	2.2
N051	0.261	6.23	0.243	0.55	11.8	-0.005	0.01	1.17	0.0811	0.086	0.325	82.1	0.012	5.76	116.5	1.64
N164	0.34	3.94	0.938	0.59	3.2	-0.005	0.033	3.14	0.0058	0.107	0.584	39.6	0.059	3.23	83.8	5.84
C340-A	0.349	3.44	0.515	0.95	4.54	-0.005	0.021	1.775	0.073	0.152	0.735	45.4	0.776	7.49	58.2	0.71

Appendix 1. Description, localization and analytical data for the soil samples collected during the 2024 exploration campaign conducted by GeoExplore Survey on the Riley Brook property.

Sample_no.	Sb (ppm)	Sc	Se	Sn	Sr	Ta	Te	Th	Ti (wt. %)	Tl (ppm)	U	V	W	Y	Zn	Zr
C226	0.277	3.24	0.127	0.73	9.48	<0.005	0.014	1.865	0.0243	0.0841	0.926	41	0.339	8.13	51.5	0.58
C392	0.491	1.995	0.04	0.71	8.61	<0.005	0.006	2.02	0.0235	0.0696	0.377	32.8	0.278	3.29	41.8	0.42
B034	0.498	5.22	0.644	3.5	3.48	0.046	0.014	3.7	0.185	0.079	0.697	53.3	0.17	7.09	39.9	17.95
C194	0.302	2.37	0.267	1.42	7.81	-0.005	0.025	2.78	0.0667	0.1365	0.6	59.1	0.705	4.03	38	1.28
C082	0.241	2.67	0.128	0.85	7.12	<0.005	0.01	2.71	0.0046	0.107	0.663	39	0.64	15.95	41.9	1.94
C328	0.35	1.8	0.327	0.98	5.07	-0.005	0.009	0.851	0.0268	0.1285	0.413	54	0.492	3.44	35.6	0.92
B078	0.3	4.13	1.095	1.12	7.25	0.051	0.017	2.56	0.08	0.11	0.768	44.5	0.146	4.61	99.8	5.77
C142	0.303	1.33	0.165	3.17	3.56	<0.005	0.008	3.53	0.0023	0.1285	0.646	26.1	1.465	10.3	90.3	4.17
C390	0.3	2.05	0.062	0.72	7.66	<0.005	0.007	1.9	0.0163	0.0754	0.367	44.5	0.171	3.14	49.9	0.27
C337	0.313	1.87	0.144	0.87	11.5	<0.005	0.005	0.693	0.0121	0.0777	0.547	39.1	0.276	14.65	37.8	0.22
B297	0.394	4.38	0.866	1.36	8.57	0.012	0.022	0.831	0.222	0.11	0.574	115.5	0.066	4.6	66.9	4.85
C336	0.27	3.38	0.074	1.08	16.65	<0.005	0.003	2.51	0.0071	0.0699	0.655	43	0.3	4.21	60.3	0.76
C156	0.242	1.77	0.274	1.32	3.24	<0.005	0.013	3.64	0.0071	0.0913	0.41	45	0.61	3.25	27.3	4.26
N114	0.241	2.99	0.289	0.42	4.49	-0.005	0.015	2	0.0057	0.0886	0.445	42.5	0.038	3.57	66.5	2.04
C087	0.489	2.26	0.116	1.59	2.16	<0.005	0.007	3.41	0.0023	0.1485	0.487	32.5	1.825	4.63	30.9	0.55
B066	0.393	3.32	0.316	0.93	5.77	-0.005	0.03	2.16	0.0293	0.182	0.512	51.8	0.096	4.16	63.9	2.22
C575	0.599	3.92	0.814	1.4	17.7	0.005	0.022	0.924	0.408	0.0802	0.441	129.5	0.071	2.7	55.2	4.65
C414	0.254	2.88	0.175	0.95	6.17	-0.005	0.005	2.33	0.021	0.168	0.532	35.7	0.369	3.68	41.5	0.99
C676	0.255	10.8	0.341	1.06	15.25	-0.005	0.012	1.225	0.104	0.166	0.738	113.5	0.066	13.4	142	1.14
C530	0.349	2.93	0.431	0.76	6.05	<0.005	0.01	1.685	0.0407	0.109	0.505	51.1	0.081	2.48	77.4	4.41
C273	0.314	3.31	0.206	1.14	4.98	<0.005	0.011	4.53	0.0053	0.153	0.452	44.5	0.807	5.28	52.8	4.35
C049	0.175	1.85	0.357	3.21	2.61	0.084	0.011	3.47	0.03	0.13	0.552	29.8	0.233	3.39	46.8	14.25
C428	0.332	2.1	0.062	0.81	5.93	<0.005	0.005	2.99	0.0158	0.0859	0.41	25.1	0.24	3.56	41.9	1.02
C161	0.195	1.94	0.473	1.9	2.7	<0.005	0.012	4.28	0.012	0.0982	0.768	23.4	0.255	4.87	132.5	13.4
C574	0.892	1.59	1.37	2.34	1.68	<0.005	0.013	5.26	0.0063	0.0918	0.797	8.78	0.128	3.89	53	9.01
C373	0.339	2.34	0.3	0.65	4.62	<0.005	0.014	1.72	0.0125	0.1015	0.52	45.8	0.373	4.05	51.5	1.96
C304	0.289	1.855	0.186	1.35	3.24	<0.005	0.006	4.08	0.0059	0.118	0.712	35.3	0.397	12.45	50.2	2.89
C526	0.349	2.61	0.742	0.79	4.64	<0.005	0.014	3.06	0.0474	0.112	0.82	42	0.072	6.05	119	11.7
C053	0.321	2.92	0.668	1.72	2.36	<0.005	0.023	5.51	0.0203	0.1705	0.581	48.3	0.791	6.58	57	3.33
C101	0.202	1.825	0.154	1.3	3.37	<0.005	0.009	2.13	0.0048	0.122	0.438	40.2	0.449	5.31	44.5	0.71
C437	0.406	1.175	0.062	0.93	4.19	<0.005	0.006	1.245	0.0157	0.1195	0.36	22.1	0.238	2.76	31.4	0.14
N174	0.19	2.7	0.51	0.74	5.55	-0.005	0.02	1.13	0.011	0.182	0.398	48.8	0.042	3.25	93	0.59
C634	0.323	2.02	0.718	1.74	2.58	<0.005	0.015	2.64	0.0094	0.131	0.741	26.5	0.07	4.28	75.4	9.6
N105	0.245	4.15	0.436	1.02	13.3	-0.005	0.019	0.92	0.126	0.091	0.395	104	0.049	6.22	58.1	2.28
C004	0.251	3.25	0.369	1.14	2.96	<0.005	0.02	9	0.0102	0.122	0.511	44	1.21	6.02	34.4	3.78
C199	0.207	2.33	0.809	1.42	1.87	-0.005	0.014	4.85	0.0113	0.1435	0.777	39.2	0.245	4.39	108.5	14.4
C375	0.25	1.525	0.087	1.2	3.76	<0.005	0.008	1.195	0.0124	0.1235	0.421	38.3	0.267	3.92	32.1	0.13
B178	0.387	3.39	0.361	0.75	17.05	-0.005	0.015	0.823	0.123	0.0846	0.582	59.8	0.057	6.68	69.3	2.03
N201	0.145	2.65	0.436	0.62	8.75	-0.005	0.019	2.12	0.0154	0.104	0.526	53.3	0.055	3.93	58	4.16
C149	0.461	1.36	0.087	1.76	1.82	-0.005	0.006	5.4	0.0057	0.1565	0.344	22.2	2.7	3.73	36.1	0.38
C228	0.394	3.37	0.443	0.86	2.52	<0.005	0.007	5.49	0.013	0.167	0.434	36.1	0.894	4.31	60.8	3.16
B293	0.367	3.45	0.801	0.94	4.41	-0.005	0.03	2.12	0.017	0.216	0.701	52.4	0.069	4.84	103	2.46
C307	0.356	2.83	0.891	1.36	3.51	0.017	0.018	6.56	0.032	0.149	0.805	35	0.643	4.68	138	5.79
C572	0.298	2.47	0.747	1.16	3.04	<0.005	0.018	3.68	0.0229	0.111	0.624	28.6	0.138	3.39	107	7.84
B257	0.453	3.13	0.376	0.75	19.3	<0.005	0.03	2.22	0.0135	0.1715	0.944	46.6	0.073	8.87	103.5	2.63
B026	0.649	4.94	0.554	1.7	13.1	-0.005	0.03	1.835	0.401	0.212	0.536	141	0.078	4.25	63.3	5.12
C032	0.279	3.15	0.406	1.21	5.2	0.012	0.011	5.65	0.016	0.127	0.465	51.4	0.916	3.64	54.9	3.19
N088	0.154	1.915	0.353	0.49	3.54	-0.005	0.014	1.805	0.0066	0.0878	0.373	42.9	0.04	2.25	45.7	3.5
C492	0.313	3.62	0.039	0.42	7.09	<0.005	0.005	3.7	0.0384	0.0444	0.455	27.1	0.114	8.66	40.9	2.4
C340	0.24	2.95	0.443	0.92	4.33	<0.005	0.013	1.385	0.0217	0.124	0.747	48.1	0.346	7.51	61.4	1.57

Appendix 1. Description, localization and analytical data for the soil samples collected during the 2024 exploration campaign conducted by GeoExplore Survey on the Riley Brook property.

Sample_no.	Sb (ppm)	Sc	Se	Sn	Sr	Ta	Te	Th	Ti (wt. %)	Tl (ppm)	U	V	W	Y	Zn	Zr
C090	0.216	3.94	0.083	1.19	22.5	<0.005	0.006	3.63	0.0072	0.1025	1.855	62.6	0.856	9.82	51.5	0.75
B058	0.275	4.75	0.217	0.9	9.51	-0.005	0.021	1.18	0.067	0.0729	0.572	65.1	0.036	6.05	41.8	2.41
C007	0.371	2.57	0.186	1.03	2.63	<0.005	0.01	5.3	0.0123	0.141	0.407	33.9	1.79	4.46	30.6	3.01
N061	0.276	3.42	0.462	0.48	2.6	-0.005	0.018	3.19	0.005	0.174	0.423	47.4	0.033	3.68	122	5.06
N039	0.256	3	0.474	0.5	3.39	-0.005	0.015	3.09	0.0147	0.0922	0.456	41.5	0.047	3.3	57.5	5.2
B227	0.264	3.74	0.465	1.6	6.61	-0.005	0.013	1.79	0.264	0.201	0.831	116	0.074	4.89	43.6	5.84
C253	0.339	3.36	0.447	1.02	3.76	-0.005	0.015	3.42	0.014	0.137	0.513	46.7	0.685	6.93	41.1	2.44
C225	0.235	1.625	0.488	1.19	3.37	<0.005	0.011	2.32	0.0164	0.132	0.391	36	0.739	3.69	24.3	1.38
N043	0.21	4.4	0.699	0.7	5.17	-0.005	0.02	2.56	0.013	0.157	0.514	67.6	0.071	4.22	131	2.33
C262	0.416	2.79	0.32	0.77	5.5	-0.005	0.014	4.28	0.0088	0.1275	0.414	36.1	0.998	4.12	61.2	4.44
N183	0.428	2.97	0.456	0.31	3.88	-0.005	0.021	2.18	0.0029	0.0776	0.456	33.1	0.039	3.23	58	3.37
B256	0.478	1.475	0.544	1.22	3.48	<0.005	0.015	1.275	0.0284	0.288	0.723	30.7	0.086	4.34	56.5	1.24
C137	0.216	3.2	0.311	1.59	11.2	<0.005	0.018	2.06	0.0935	0.0893	0.531	73.5	0.102	2.65	51.1	7.2
B268	0.306	2.07	0.501	0.92	6.41	-0.005	0.021	0.903	0.0626	0.1235	0.873	53.3	0.056	6.86	41.8	3.07
C571	0.291	1.8	0.599	1.29	5.6	0.005	0.016	1.39	0.0557	0.124	0.664	64.1	0.09	3.23	34	4.37
N038	0.333	1.67	0.27	0.95	11.05	-0.005	0.022	0.657	0.0192	0.111	0.308	47	0.018	2.33	87	0.59
C472	0.316	2.12	0.341	1.04	4.7	<0.005	0.006	1.79	0.0098	0.175	0.421	42.4	0.112	2.76	74.8	2.59
N032	0.259	2.79	0.259	0.55	7.71	-0.005	0.013	0.589	0.0641	0.0611	0.611	65.5	0.047	3.87	73.5	1.11
N107	0.333	2.92	0.372	0.86	9.61	-0.005	0.03	1.025	0.0506	0.1	0.455	74	0.08	5.22	70.1	0.44
N134	0.095	2.37	0.299	0.43	1.85	-0.005	0.01	2.32	0.0015	0.1145	0.343	31.1	0.037	2.01	54.6	2.89
C008	0.406	3.22	0.405	0.96	3.53	<0.005	0.029	4.5	0.0447	0.0887	0.496	49	0.932	3.66	52.8	2.79
C265	0.237	1.97	0.096	1.44	12.85	<0.005	0.009	2.53	0.0105	0.0904	0.481	38	0.445	7.41	47.6	0.85
B251	0.419	5.24	0.326	0.72	13.05	-0.005	0.021	2.48	0.086	0.074	0.707	59.9	0.04	13.75	46.6	5.02
B076	0.317	3.86	0.495	0.98	5.03	0.021	0.014	2.47	0.159	0.118	0.702	57.2	0.212	5.23	39.9	6.03
C030	0.236	1.02	0.062	1.62	1.44	<0.005	0.008	3.96	0.0038	0.114	0.322	21.9	0.745	2.67	21.8	0.49
C415	0.416	5.17	0.26	0.93	12.4	<0.005	0.01	2.17	0.0869	0.0957	0.609	67.8	0.206	21.1	61.3	1.48
C612	0.27	3.22	0.843	1.06	5.57	<0.005	0.019	1.695	0.074	0.131	0.63	59.4	0.041	3.2	50.2	3.77
C132	0.215	4.76	0.13	1	15.1	-0.005	0.012	3.53	0.0224	0.0912	2.01	64.1	0.492	16.4	38.5	2.09
C442	0.27	3.07	0.927	0.79	4.33	<0.005	0.013	3.62	0.017	0.132	0.657	48.4	0.251	4.09	138.5	11.6
C614	0.329	3.07	0.884	0.89	4.46	<0.005	0.019	2	0.0578	0.1545	0.759	49.6	0.154	4.47	64.6	2.43
B182	0.401	4.25	0.235	0.46	9.14	-0.005	0.02	1.68	0.11	0.0654	0.976	50.9	0.037	14.9	54.7	1.62
N111	0.249	3.34	0.488	0.65	5.53	-0.005	0.024	1.685	0.0276	0.1	0.53	71.3	0.055	3.92	48.5	1.31
C663	0.298	3.17	0.764	2.24	2.05	-0.005	0.01	4.56	0.0138	0.126	0.977	20.9	0.106	6.76	115	23.7
C447	0.331	3.18	0.713	1.28	7.61	<0.005	0.031	1.84	0.201	0.1625	0.786	106	0.134	3.42	62.5	2.61
C521	0.585	1.75	0.206	1.15	5.88	<0.005	0.007	0.407	0.0312	0.1485	0.604	45.3	0.1	2.98	55.2	0.1
C068	0.218	2.14	0.295	1.51	3.21	<0.005	0.011	4.05	0.0056	0.1055	0.646	29.7	0.507	6.68	49.5	4.18
C313	0.337	5.27	0.045	0.87	11.25	-0.005	0.012	6.19	0.0257	0.0876	0.471	41.9	0.354	9.16	47.8	4.48
C412	0.291	1.935	0.153	0.72	7.29	<0.005	0.01	1.05	0.0172	0.0776	0.61	37.6	0.251	4.51	43.4	0.39
C088	0.349	1.655	0.19	1.38	3.51	<0.005	0.008	4.73	0.0012	0.134	0.647	44.9	2.29	13.65	31.1	1.2
C072	0.157	2.01	0.658	2.17	1.66	<0.005	0.015	6.15	0.0073	0.1015	0.912	27.4	0.276	6.7	178	27.8
N225-A	0.232	2.42	0.403	0.37	1.9	-0.005	0.013	3.53	0.0032	0.0886	0.331	27.1	0.046	2.56	124	4.5
N027	0.267	4.52	0.237	0.67	5.61	-0.005	0.012	1.275	0.0745	0.104	0.386	75.5	0.009	7.57	81.5	1.34
C217	0.34	2.14	0.366	1.35	4.96	<0.005	0.015	4.04	0.0151	0.0987	0.989	33.3	0.481	12.95	78.3	4.37
C383	0.349	2.83	0.289	0.91	4.33	<0.005	0.008	3.77	0.0075	0.172	0.499	35.1	0.327	3.34	72.7	3.84
N034	0.878	2.51	0.726	0.65	2.28	-0.005	0.023	4.51	0.0124	0.207	0.702	40.9	0.059	3.25	57.3	3.75
N202	0.22	3.62	0.903	0.85	3.21	-0.005	0.025	3.76	0.0172	0.1195	0.69	57.7	0.067	5.29	51.2	7.56
B270	0.368	3.69	0.515	1.33	5.27	-0.005	0.023	1.77	0.193	0.1125	0.645	105	0.027	3.33	34.4	8.59
C370	0.325	2.36	0.358	0.63	4.58	<0.005	0.009	2.74	0.0161	0.1035	0.543	37.6	0.317	3.33	101	4.72
C086	0.245	2.94	0.165	1.05	4.49	<0.005	0.015	3.75	0.0028	0.12	0.485	52	0.569	7.58	41.5	2.26
N079	0.282	2.98	0.174	0.29	5.16	-0.005	0.012	2.18	0.0167	0.0469	0.575	29.3	0.037	7.18	39.8	1.5
C093	0.228	2.29	0.314	1.79	2.28	<0.005	0.009	7.32	0.0033	0.193	0.689	62.1	1.325	6.18	24.8	2.65
B072	0.56	3.69	0.426	1.5	5.35	0.02	0.016	2.2	0.267	0.049	0.439	135	0.067	2.8	15.4	7.12
C013	0.205	1.965	0.302	2.73	2.35	<0.005	0.013	4.05	0.017	0.0769	0.549	35.3	0.089	3.73	92.9	14.35
C512	0.348	2.58	0.475	0.7	6.05	<0.005	0.012	0.822	0.079	0.1245	0.476	53.8	0.103	2.73	80.5	0.75

Appendix 1. Description, localization and analytical data for the soil samples collected during the 2024 exploration campaign conducted by GeoExplore Survey on the Riley Brook property.

Sample_no.	Sb (ppm)	Sc	Se	Sn	Sr	Ta	Te	Th	Ti (wt. %)	Tl (ppm)	U	V	W	Y	Zn	Zr
C352	0.315	1.31	0.468	1.18	6.52	<0.005	0.02	0.191	0.0299	0.1615	1.245	44.5	0.457	7.89	58.4	0.21
C294	0.234	1.645	0.427	1.76	4.71	<0.005	0.019	4.22	0.0109	0.1085	0.585	43.3	0.436	3.79	58	7.53
C481	0.369	1.3	0.263	0.79	3.06	<0.005	0.01	0.883	0.016	0.1075	0.363	36.3	0.099	2.37	46.4	0.79
C001	0.249	1.915	0.046	1.86	3.77	<0.005	0.008	2.93	0.0168	0.211	0.264	22.1	1.04	4.02	36.1	0.43
C305	0.22	2.71	0.456	1.41	6.52	<0.005	0.01	2.56	0.0083	0.0991	0.531	53.2	0.211	4.16	27	3.56
C017	0.194	1.785	0.35	2.07	2.83	<0.005	0.014	4.48	0.0083	0.0947	0.719	22.8	0.185	6.06	196	8.95
N069	0.318	9.11	0.501	0.54	7.56	-0.005	0.013	1.275	0.028	0.0998	0.262	116.5	0.034	5.47	130.5	6.98
C339	0.282	1.995	0.564	1.23	3.5	<0.005	0.01	4.44	0.006	0.144	0.547	30.6	0.398	3.93	96.3	7.5
C474	0.429	3.83	0.641	0.86	5.81	<0.005	0.016	1.44	0.0577	0.131	0.498	62.8	0.137	3.67	87.1	2.56
N087	0.344	3.31	0.713	0.65	6.29	-0.005	0.03	2.19	0.0451	0.1485	0.543	63.1	0.092	3.08	74	3.23
C089	0.223	2.35	0.037	0.92	4.22	<0.005	0.006	3.17	0.0076	0.101	0.388	31.9	0.623	6.1	33.2	0.36
B080	0.303	3.15	0.624	0.71	3.13	-0.005	0.016	2.65	0.0245	0.125	0.704	40.2	0.064	5.35	70.6	7.27
C024	0.321	3.8	0.071	1.12	14.35	<0.005	0.01	4.9	0.0121	0.145	0.775	41.7	0.746	15.6	35.4	1.27
B266	0.351	2.66	0.563	0.77	3.29	<0.005	0.014	3.09	0.0223	0.149	0.776	31.2	0.118	7.61	83.3	6.35
N184	0.166	2.23	0.933	0.58	7.31	-0.005	0.03	2.55	0.0151	0.0952	0.644	43.9	0.063	2.57	54.2	2.5
C097	0.345	2.66	0.286	1.15	2.28	<0.005	0.009	4.55	0.0036	0.1705	0.472	40.8	1.535	5.44	52.8	3.19
C281	0.248	2.41	0.224	0.97	3.89	-0.005	0.019	2.97	0.0329	0.118	0.43	48.3	0.469	3.37	49.8	0.77
C084	0.204	3.01	0.176	1.12	2.27	<0.005	0.008	4.96	0.0033	0.158	0.441	39.2	0.36	4.23	34	3.86
C210	0.235	2.34	0.247	1.18	3.64	<0.005	0.008	4.53	0.0074	0.1065	0.651	22.5	0.351	7.32	109.5	9.95
C075	0.268	3.34	0.32	1.18	7.79	<0.005	0.02	2.19	0.0157	0.0916	0.914	68.5	0.154	29.3	34.2	1.53
C180-A	0.358	2.35	0.518	1.79	7.81	<0.005	0.011	6.27	0.0095	0.14	0.731	31.4	0.509	8.13	102.5	20.6
B283	0.141	5.12	0.188	0.78	13.75	-0.005	0.014	1.425	0.078	0.087	0.813	58.3	0.021	10.95	76.6	1.05
B134	0.307	1.48	0.375	0.48	3.45	-0.005	0.02	2.3	0.0221	0.1005	0.597	37	0.035	3.35	74.8	5.06
B055	0.301	3.86	0.297	0.86	5.3	-0.005	0.014	2.13	0.0558	0.108	0.547	51.3	0.034	5.56	63.6	4.18
C274	0.275	2.66	0.09	1.2	7.68	<0.005	0.008	2.13	0.0055	0.105	0.327	34.3	0.659	3.57	59	1.24
C558	0.317	6.25	0.212	0.6	15.4	<0.005	0.007	2.5	0.1095	0.0887	3.15	47	0.127	15.05	49.8	1.34
C074	0.248	2.83	0.78	1.52	3.77	0.005	0.02	2.95	0.0331	0.0914	0.864	40.5	0.127	3.25	71.2	9.2
C324	0.216	3.71	0.103	0.98	9.12	-0.005	0.007	1.95	0.045	0.101	0.666	47.2	0.391	9.18	47.2	0.79
C272	0.206	2.03	0.075	0.95	10.55	<0.005	0.006	0.863	0.0131	0.109	0.441	46.4	0.745	13.7	32.7	0.17
C124	0.291	2.94	0.07	0.95	8.25	-0.005	0.014	5.28	0.02	0.118	1.12	76.5	2.53	11.75	25.5	1.17
N195	0.236	2.68	0.337	0.51	6.15	-0.005	0.016	0.992	0.0165	0.0887	0.443	49.6	0.043	5.07	78.1	0.73
C038	0.184	1.405	0.659	1.45	6.67	0.005	0.022	2.85	0.0223	0.125	0.478	31.1	0.398	2.65	69.1	2.25
C320	0.185	2.32	0.149	0.98	3.6	<0.005	0.008	1.435	0.0215	0.133	0.478	37.8	0.611	3.91	43.1	0.38
C035	0.326	2.15	0.213	1.62	5.03	-0.005	0.011	2.17	0.016	0.162	0.539	65.6	1.795	5.92	33.7	0.48
C037	0.251	6.76	0.183	1.07	5.73	<0.005	0.012	2.74	0.0318	0.115	0.672	51.8	0.682	16.55	33.2	0.67
N019	0.192	3.98	0.418	0.5	4.18	-0.005	0.017	2.61	0.0071	0.0962	0.314	50.1	0.048	2.98	146	5.58
N028	0.246	2.8	0.209	0.27	2.78	-0.005	0.014	2.61	0.0104	0.0726	0.371	33.2	0.025	3.5	85.9	4.21
C608	0.381	3.45	0.359	0.8	3.3	<0.005	0.014	1.775	0.0452	0.13	0.839	49.5	0.033	4.03	54.6	2.1
C277	0.216	1.11	0.503	2.85	3.08	0.005	0.012	2.51	0.012	0.13	0.601	31.2	0.239	5.04	47.6	4.61
C622	0.288	3.46	0.701	1.39	4.48	-0.005	0.016	1.965	0.225	0.153	0.539	109.5	0.084	2.68	47.1	4.58
N065	0.323	4.47	0.691	0.66	6.1	-0.005	0.019	1.645	0.136	0.104	0.491	80.6	0.05	3.06	77.2	9.47
C605	0.279	2.26	0.229	1.03	11.3	<0.005	0.019	0.861	0.0404	0.0752	0.705	37.9	0.102	16.05	50.1	0.47
C342	0.186	1.815	0.112	0.77	4.65	<0.005	0.007	1.66	0.011	0.0863	0.503	33.1	0.273	7.12	33.4	0.3
N175-A	0.238	3.25	0.337	0.39	2.08	-0.005	0.017	3.64	0.0036	0.1315	0.457	31.8	0.035	3.52	87.3	5.44
B079	0.238	3.36	0.836	1.63	3.34	<0.005	0.014	2.37	0.0612	0.1065	0.737	71.9	0.101	5.22	35.4	7.29
C185	0.274	2.96	0.442	1.12	5.57	-0.005	0.01	2.68	0.02	0.112	0.727	61.2	0.492	10.6	29.7	1.69
N225	0.2	2.56	0.508	0.48	2.16	-0.005	0.015	3.46	0.0029	0.1185	0.32	31.7	0.052	2.19	132.5	3.89
N058	0.243	3.16	0.649	0.58	2.65	-0.005	0.015	3.82	0.0064	0.159	0.476	45.8	0.04	3.43	120	7.42
N144	0.263	5.05	0.508	1.53	14.95	-0.005	0.019	0.873	0.314	0.0948	0.335	163	0.01	5.93	90.3	5.19
N145	0.262	5.68	0.616	0.9	16.7	-0.005	0.027	1.185	0.0641	0.107	0.684	94.4	0.037	23.3	70	0.73
C557	0.268	3.41	0.629	0.87	6.2	<0.005	0.019	1.78	0.0664	0.1155	0.553	56.3	0.079	5.25	56	2.76
N081	0.27	3.24	0.796	0.95	3.02	-0.005	0.021	4.77	0.0086	0.227	0.769	77.5	0.084	3.85	114	4.05

Appendix 1. Description, localization and analytical data for the soil samples collected during the 2024 exploration campaign conducted by GeoExplore Survey on the Riley Brook property.

Sample_no.	Sb (ppm)	Sc	Se	Sn	Sr	Ta	Te	Th	Ti (wt. %)	Tl (ppm)	U	V	W	Y	Zn	Zr
N025	0.168	2.01	0.347	0.65	3.62	-0.005	0.022	1.385	0.0085	0.1365	0.255	36.2	0.034	2.42	55.9	0.99
C064	0.417	1.44	0.038	1.36	1.82	-0.005	0.004	3.58	0.0032	0.1525	0.241	22	1.51	2.88	38	0.35
C586	0.243	4.22	0.549	1.49	10.1	<0.005	0.031	2.08	0.327	0.107	0.84	120.5	0.077	5.33	33.9	6.46
B060	0.232	4.87	0.453	0.65	7.86	-0.005	0.014	2.22	0.0694	0.103	0.556	51.6	0.04	6.51	73.8	8.67
N127	0.237	2.61	0.547	0.64	10.05	-0.005	0.029	1.06	0.0313	0.0975	0.396	60.4	0.059	4.09	59.3	0.69
C361	0.328	2.48	0.269	0.78	4.51	-0.005	0.006	2.18	0.0228	0.1245	0.439	35.3	0.343	3.75	53.9	1.88
C105	0.273	2.22	0.487	0.87	4.07	<0.005	0.018	3.32	0.007	0.0953	0.506	48.4	0.384	3.37	51.5	4.8
C109	0.317	1.79	0.044	1.45	7.31	<0.005	0.009	3.92	0.0102	0.143	0.406	46.3	2.74	12.75	45.7	0.3
C150	0.36	1.105	0.645	1.68	4.61	0.005	0.012	3.62	0.0095	0.0868	0.579	18.2	0.923	4.71	41.3	8.86
C321	0.36	3.01	0.194	0.97	4.65	<0.005	0.005	2.14	0.0433	0.142	0.551	49.6	0.806	3.36	38.8	0.44
C379	0.328	2.23	0.087	0.87	6.14	<0.005	0.006	1.555	0.0278	0.103	0.405	34.7	0.12	3.83	36.2	0.49
C021	0.255	2.65	0.257	0.84	5.11	<0.005	0.011	3.01	0.0104	0.0906	0.532	49.5	0.241	5.13	29.3	3.47
C060-A	0.368	2.31	0.163	0.79	3.94	-0.005	0.011	6.58	0.0264	0.1355	0.404	35.2	1.845	5.53	27.5	2.77
C246	0.286	4.38	0.723	0.88	4.8	0.006	0.016	4.55	0.014	0.132	0.562	57.1	0.366	5.5	67.3	4.97
C215	0.303	3.14	0.18	1.16	6.54	<0.005	0.012	4.33	0.008	0.0848	0.469	50	0.512	4.87	63.7	4.4
C329	0.34	2.45	0.091	0.78	6.52	-0.005	0.005	2.32	0.0439	0.0772	0.374	41.6	0.194	3.57	33.1	1.42
C271	0.19	2.24	0.02	0.87	3.19	<0.005	0.004	4.46	0.0101	0.097	0.411	40.2	0.446	4.66	29.7	0.95
N209	0.213	1.865	0.566	0.94	4.23	-0.005	0.046	2.67	0.0028	0.1145	0.362	83.1	0.053	2.27	24.6	3.8
C417	0.354	2.8	0.485	0.75	9.25	<0.005	0.014	2.64	0.0235	0.1315	0.6	43.3	0.277	2.98	103.5	5.44
N040	0.25	1.63	0.232	0.41	4.92	-0.005	0.017	0.904	0.0091	0.0677	0.47	34.3	0.031	3.03	38	1.1
C365	0.346	1.455	0.041	0.73	4.55	<0.005	0.004	2.28	0.0354	0.104	0.348	27.4	0.355	3.03	30.2	0.48
C298	0.219	0.63	0.166	1.97	1.47	<0.005	0.005	2.58	0.0108	0.0806	0.377	20.5	0.237	2.6	19.2	1.7
B103	0.286	3.31	1.14	1.12	3.26	-0.005	0.021	3.62	0.0298	0.1665	0.793	47.1	0.103	5.04	72	18.3
C325	0.187	3.03	0.039	1.11	18.1	-0.005	0.005	2	0.0114	0.0613	0.44	31.7	0.127	3.89	59.5	0.97
C012	0.25	1.59	0.048	1.77	6.77	<0.005	0.007	2.36	0.0064	0.0896	0.483	27.5	0.273	8.03	47.9	0.67
B265	0.293	2.26	0.774	1.24	3.21	-0.005	0.017	0.746	0.099	0.203	0.791	79.2	0.043	5.2	41.6	2.14
C371	0.309	1.36	0.107	0.72	6.18	<0.005	0.009	0.282	0.0082	0.1055	0.434	29	0.246	6.49	32.4	0.06
B083	0.249	3.75	0.696	0.77	6.09	-0.005	0.016	1.12	0.0297	0.0952	0.703	61.5	0.075	5.12	25.7	4.11
C362	0.383	2.23	0.371	0.76	5.69	-0.005	0.01	2.28	0.042	0.127	0.435	47.5	0.252	3.4	83.6	4.47
N210	0.21	2.61	0.76	0.54	2.72	-0.005	0.028	3.07	0.0024	0.0979	0.368	59.6	0.06	2.03	61.1	4.69
C163	0.19	1.885	0.267	0.91	15.65	<0.005	0.02	0.5	0.0202	0.1015	0.513	39	0.044	22.5	55.3	0.51
C323	0.272	4.76	0.434	0.92	6.39	<0.005	0.012	1.165	0.0559	0.0986	0.704	64.4	0.491	19.85	35.7	0.63
C378	0.285	0.866	0.21	0.9	7.37	<0.005	0.008	0.333	0.0093	0.123	0.529	29	0.272	4.15	31.5	0.18
B138	0.197	2.12	0.569	0.86	2.06	-0.005	0.01	2.64	0.0124	0.143	0.691	31.6	0.037	3.09	97.6	6.85
C380-A	0.337	3.17	0.312	0.82	3.53	<0.005	0.01	3.87	0.0136	0.1705	0.463	37.4	0.375	3.6	69.5	4.15
C078	0.201	2.81	0.295	1.16	4.56	<0.005	0.013	3.93	0.0178	0.116	0.753	38.4	0.246	10.2	37.3	3.54
C094	0.272	1.81	0.246	1.21	2.03	<0.005	0.009	4.22	0.0036	0.144	0.446	57	2.47	3.79	23	1.4
C562	0.257	3.41	1.155	0.97	4.07	0.006	0.017	2.49	0.0763	0.163	0.864	58.4	0.083	4.2	66.7	7.69
B077	0.223	9.95	0.504	1.08	23.2	-0.005	0.009	0.777	0.183	0.105	1.05	109	0.036	24	61.9	2.66
B156	0.393	4.1	0.198	0.58	11.7	<0.005	0.013	1.69	0.0761	0.0946	0.862	53.3	0.056	13.4	61.1	0.72
B157	0.367	4.79	0.14	0.41	10.3	<0.005	0.015	2.41	0.0837	0.0596	1.81	39.6	0.054	23.4	45.8	1.12
C275	0.25	3.53	0.025	0.91	11.95	<0.005	0.007	5.07	0.0213	0.065	0.682	38.5	0.318	11.1	42.9	1.75
C293	0.277	2.03	0.916	2.21	2.81	0.005	0.014	5.97	0.0173	0.1755	0.895	39.2	0.375	10.5	121	15.55
C542	0.367	3.88	0.691	1.02	5.03	<0.005	0.012	1.135	0.1515	0.122	0.546	89.7	0.053	4.68	83.4	5.05
C045	0.241	3.83	0.259	0.99	4.3	<0.005	0.011	3.43	0.1085	0.0628	1.105	46.5	0.234	3.58	66.4	8.75
N078	0.171	1.965	0.278	0.3	4.99	-0.005	0.01	1.885	0.0077	0.0563	0.322	27.2	0.043	2.4	38.7	2.74
C609	0.503	2.6	1.005	1.83	3.28	<0.005	0.02	3.88	0.0413	0.103	0.834	31.4	0.095	4.13	30.4	15.2
N161	0.204	4.08	0.739	0.62	2.44	-0.005	0.021	2.79	0.0102	0.1345	0.557	63.4	0.069	3.98	63.4	6.66
N055	0.191	2.54	0.253	0.51	3.78	-0.005	0.018	2.04	0.0055	0.0963	0.287	45.2	0.035	2.29	51.7	3.21
C288	0.263	5.58	0.054	0.6	12.7	-0.005	0.014	6.03	0.0388	0.0666	0.55	41.6	0.311	15.1	45.1	6.44
C010	0.265	2.68	0.634	1.08	2.55	<0.005	0.025	3.21	0.0184	0.115	0.41	59.5	0.238	2.8	43.4	3.51
C522	0.276	1.185	0.061	0.76	3.88	<0.005	0.005	1.15	0.0242	0.075	0.517	29.5	0.049	2.75	35.3	0.31

Appendix 1. Description, localization and analytical data for the soil samples collected during the 2024 exploration campaign conducted by GeoExplore Survey on the Riley Brook property.

Sample_no.	Sb (ppm)	Sc	Se	Sn	Sr	Ta	Te	Th	Ti (wt. %)	Tl (ppm)	U	V	W	Y	Zn	Zr
C349	0.323	1.72	0.267	0.81	5.8	<0.005	0.02	1.625	0.0029	0.0993	0.528	40	0.261	8.35	30.8	1.72
C196	0.247	1.45	0.192	1.03	1.98	<0.005	0.014	1.64	0.0124	0.1125	0.326	32.8	0.145	2.72	27.8	0.59
C106	0.264	1.885	0.07	1.21	4.32	<0.005	0.011	3.13	0.0043	0.0935	0.397	41.6	1.865	4.2	26.4	0.68
C382	0.291	2.18	0.459	0.98	3.93	<0.005	0.016	2.11	0.0147	0.115	0.815	28.6	0.113	6.07	121	4.35
N159	0.196	2.98	0.4	0.55	2.55	-0.005	0.017	2.2	0.0166	0.0758	0.395	43.9	0.057	2.99	48.7	4.85
C351	0.297	1.425	0.21	0.9	2.43	<0.005	0.007	2.08	0.0106	0.141	0.397	27.2	0.931	2.34	35.7	1.21
C025	0.181	1.675	0.019	1.1	2.4	<0.005	0.005	1.8	0.0104	0.1605	0.235	17.25	0.456	2.09	31.8	0.25
C429	0.334	1.35	0.102	1	3.29	<0.005	0.004	1.985	0.0106	0.1315	0.342	36.3	0.182	2.06	25	0.83
C192	0.172	6.04	0.679	1.27	6.55	<0.005	0.023	3.59	0.118	0.1125	1.1	65.3	0.06	4.95	151	10.85
B247	0.239	4.26	0.199	0.45	10.05	-0.005	0.009	1.16	0.071	0.067	0.541	45	0.05	12.3	48.9	1.46
C237	0.306	3.05	0.303	0.85	2.99	<0.005	0.017	4.16	0.0041	0.117	0.56	33	0.428	4.98	42.6	4.24
B280	0.356	2.27	0.769	1.32	1.47	0.021	0.012	2.93	0.013	0.204	0.741	25.2	0.133	4.66	57.5	4.82
B200	0.324	6.83	0.264	0.74	15.3	-0.005	0.014	1.17	0.131	0.093	0.677	68.7	0.053	17.4	55.6	1.83
C184	0.28	2.03	0.441	1.19	3.98	-0.005	0.016	3.11	0.0071	0.126	0.456	59.4	0.537	4.02	37.1	3.9
C540-A	0.209	2.51	0.072	0.59	9.39	<0.005	0.011	1.965	0.0691	0.0457	0.38	48	0.031	3.03	34.6	1.47
C076	0.244	3.75	1.035	0.63	3.63	0.009	0.028	3.6	0.0207	0.107	0.643	48	0.245	3.82	30.6	9.37
C462	0.295	1.4	0.078	0.88	2.43	<0.005	0.006	2.59	0.0098	0.1095	0.381	20.3	0.301	3.13	26.4	0.48
C005	0.25	2.6	0.472	0.91	2.32	<0.005	0.011	5.25	0.01	0.1205	0.498	32.9	0.843	3.44	80.9	3.6
B011	0.394	5.88	0.743	1.63	8.85	<0.005	0.027	1.785	0.302	0.1595	0.571	137.5	0.055	5.03	36.4	5.44
B088	0.181	1.78	0.143	1.25	4.72	-0.005	0.009	0.716	0.021	0.137	0.314	29.9	0.019	2.91	32.5	0.36
N150	0.204	4.38	0.435	0.65	7.72	-0.005	0.023	3.14	0.0044	0.1065	0.628	49	0.032	7.09	90.1	5.51
C331	0.212	3.3	0.292	0.72	10.1	-0.005	0.012	1.185	0.0321	0.0884	0.559	53.8	0.141	10.7	74.4	1.4
N208	0.174	2.03	0.315	0.32	1.84	-0.005	0.017	2.94	0.0098	0.0702	0.443	26.5	0.054	2.83	74.2	5.11
B253	0.345	2.94	0.697	0.73	3.89	-0.005	0.017	1.44	0.02	0.1225	0.745	32.6	0.054	4.85	73.7	6.7
N094	0.277	4.26	0.211	0.72	6.93	-0.005	0.021	2.03	0.0664	0.0836	0.356	84.3	0.045	3.71	46.2	2.94
C266	0.204	3.48	0.312	1.13	2.07	<0.005	0.009	5.4	0.003	0.1705	0.464	40.5	0.486	5.09	44.4	5.58
C176	0.177	1.865	0.138	1.06	3.99	-0.005	0.009	1.3	0.0039	0.0908	0.609	30.4	0.397	4.49	30.3	0.89
C427	0.278	1.33	0.03	0.76	3.67	<0.005	0.002	2.32	0.0207	0.1075	0.302	18.9	0.201	2.46	28.9	0.48
C040	0.285	2.46	0.37	1.06	3.09	<0.005	0.01	4.69	0.0173	0.101	0.43	41	0.324	3.9	22.6	2.73
C220-A	0.209	2.04	0.781	1.3	2.76	<0.005	0.026	5.16	0.0115	0.1285	0.806	29.4	0.498	4.92	174	19.4
N217	0.226	4.49	0.223	0.48	3.52	-0.005	0.016	2.64	0.0231	0.0792	0.359	52.7	0.023	4.36	79.4	2.88
N121	0.36	16.85	0.392	0.47	25.6	-0.005	0.01	1.535	0.0525	0.1465	2.34	87	0.037	60.9	48.9	3.14
C420-A	0.352	4.28	0.54	0.67	6.85	<0.005	0.016	2.39	0.126	0.118	0.742	52.6	0.153	4.49	91	2.69
B102	0.335	3.33	0.852	1.22	9.44	-0.005	0.025	2.26	0.0665	0.1385	0.644	51.3	0.135	4.3	86.5	7.24
B024	0.332	3.16	0.516	1.66	6.05	0.005	0.014	1.48	0.0756	0.1345	0.615	41	0.093	5.84	74.4	3.21
N126	0.203	4.22	0.46	0.6	2.96	-0.005	0.013	2.76	0.0094	0.118	0.446	56.7	0.042	3.79	64.6	3.04
B212	0.414	3.65	0.27	0.49	6.89	<0.005	0.015	3.13	0.0757	0.0846	0.654	42.6	0.043	5.89	53.5	1.98
B242	0.331	4.16	0.447	0.7	6.72	<0.005	0.01	1.925	0.0938	0.121	0.735	57.1	0.09	8.28	47.7	6.29
C407	0.417	1.715	0.055	0.74	4.32	<0.005	0.005	2.55	0.0231	0.0863	0.439	26.5	0.321	3.61	44.1	0.51
C208	0.227	1.225	0.103	0.67	6.98	-0.005	0.007	1.365	0.0073	0.0558	0.457	24.3	0.153	6.09	39.5	0.53
C348	0.247	1.94	0.115	0.93	7.02	<0.005	0.006	0.456	0.0074	0.1075	0.576	34.4	0.146	19.15	26.1	0.13
N151	0.306	3.41	0.923	0.74	4.65	-0.005	0.029	2.43	0.0301	0.147	0.513	61.3	0.059	2.83	113	3.49
C416	0.32	2.51	0.654	1.04	9.4	<0.005	0.019	1.175	0.1385	0.1	0.498	74.8	0.144	2.41	91.7	2
N057	0.274	2.28	0.464	0.66	2.74	-0.005	0.021	2.64	0.0032	0.134	0.348	46.7	0.03	2.76	82.1	3.52
C450	0.245	2.94	0.266	0.74	7.23	<0.005	0.011	1.59	0.0396	0.0993	0.636	51	0.053	5.61	51.3	1.32
B232	0.352	1.39	0.456	0.63	7.79	-0.005	0.017	0.422	0.029	0.0868	0.716	35.3	0.043	3.62	43.8	0.34
C401	0.276	2.18	0.114	0.71	5.13	<0.005	0.007	2.49	0.0094	0.0969	0.438	35.4	0.305	2.74	38.6	1.18
C540	0.201	2.42	0.065	0.56	8.43	<0.005	0.008	2.03	0.069	0.041	0.373	44	0.033	3.12	34.5	1.55
C141	0.285	1.27	0.15	1.38	2.56	-0.005	0.024	3.19	0.0279	0.1055	0.302	38.6	0.3	2.24	33.3	3.77
B217	0.377	3.88	0.461	0.73	4.99	0.013	0.017	1.69	0.09	0.125	0.621	46.7	0.078	4.43	69	2.12
C291	0.229	1.99	0.379	1.22	3.87	-0.005	0.011	2.92	0.012	0.118	0.423	46	0.611	4.38	66.7	4.27
C250	0.3	2.61	0.504	0.85	3.23	<0.005	0.01	3.53	0.0133	0.1295	0.405	34.4	0.745	3.72	51.7	2.62
C267	0.221	2.04	0.122	0.97	2.92	<0.005	0.007	2.84	0.0096	0.1315	0.388	33.8	0.606	4.01	32.5	0.96

Appendix 1. Description, localization and analytical data for the soil samples collected during the 2024 exploration campaign conducted by GeoExplore Survey on the Riley Brook property.

Sample_no.	Sb (ppm)	Sc	Se	Sn	Sr	Ta	Te	Th	Ti (wt. %)	Tl (ppm)	U	V	W	Y	Zn	Zr
N223	0.212	1.91	0.357	0.78	2.1	-0.005	0.029	2.5	0.0061	0.124	0.286	47.9	0.041	2.75	27.9	1.3
N090	0.146	4.32	0.277	0.72	3.87	-0.005	0.017	3.57	0.014	0.144	0.391	48.4	0.063	3.83	82.9	2.66
B273	0.409	4.25	0.742	0.94	3.85	0.011	0.015	1.57	0.058	0.198	0.66	63.5	0.106	4.17	78.8	2.63
C636	0.409	2.3	0.378	1.15	4.75	<0.005	0.012	1.545	0.0298	0.1005	0.596	39	0.087	4.49	60.3	3.4
C431	0.244	1.39	0.056	0.82	2.54	<0.005	0.003	2.34	0.0089	0.1135	0.334	20.2	0.293	2.6	32.4	0.25
N068	0.25	4.04	0.362	0.97	11.85	-0.005	0.02	1.29	0.229	0.0688	0.35	112	0.021	3.37	53.1	2.04
C011	0.221	2.69	0.084	1.26	12.4	<0.005	0.01	2.66	0.0066	0.114	1.265	37	0.175	11.4	50	0.96
C069	0.225	2.55	0.195	1	2.66	<0.005	0.012	3.8	0.0034	0.14	0.524	52.8	0.595	5.42	46.3	2.21
C261	0.491	1.705	0.293	0.98	3.19	-0.005	0.025	1.785	0.0981	0.1425	0.56	54.3	0.145	1.825	26.6	0.91
N199	0.202	2.48	0.764	0.56	4.26	-0.005	0.025	2.74	0.0021	0.103	0.507	48.7	0.043	3.96	80.5	3.92
C380	0.343	3	0.277	0.86	3.32	<0.005	0.008	3.78	0.0126	0.1515	0.466	35.6	0.374	3.4	70.4	4.36
B271	0.41	3.34	0.595	0.73	4.49	-0.005	0.016	1.98	0.0993	0.131	0.787	58.8	0.054	6.41	58.7	6.46
C174	0.16	1.455	0.076	1.42	7.37	<0.005	0.006	2.68	0.0109	0.0664	0.594	22.8	0.415	9.32	42.2	0.83
C216	0.323	2.46	0.164	0.88	4.18	<0.005	0.014	3.77	0.0128	0.0865	0.421	38.5	0.526	5.16	38.2	2.7
C220	0.206	1.38	0.835	2.53	2.67	0.005	0.038	3.53	0.023	0.1355	0.794	33.2	0.308	3.67	107.5	12.45
N048	0.118	2.67	0.314	0.41	2.38	-0.005	0.011	3.5	0.0016	0.1245	0.289	31.7	0.024	2.81	101	2.84
N101	0.177	2.9	0.493	0.4	2	-0.005	0.013	3.22	0.0118	0.1165	0.343	32.1	0.052	2.71	96	3.2
N211	0.199	2.21	0.531	0.71	2.41	-0.005	0.025	3.02	0.0024	0.0996	0.349	47.3	0.041	2.91	50.6	2.95
C204	0.299	1.75	0.083	0.98	6.71	-0.005	0.011	3.49	0.0127	0.0866	0.472	31.6	0.471	6.07	48.7	1.28
B281	0.423	1.94	0.544	0.45	2.41	<0.005	0.013	1.725	0.0203	0.163	0.812	25.1	0.149	6.35	80.8	3.41
B275	0.327	4.55	0.586	0.74	7.17	0.02	0.012	0.948	0.163	0.111	0.695	59.2	0.093	7.91	78.8	5.47
C341	0.16	2.06	0.069	0.98	4.62	<0.005	0.005	3.75	0.0058	0.1015	0.377	26.2	0.402	11.95	24.8	0.54
N076	0.189	4.02	0.487	0.69	4.38	-0.005	0.011	1.815	0.0515	0.0885	0.313	70.6	0.043	3.35	64.7	4.76
C081	0.237	2.75	0.44	0.99	2.67	<0.005	0.015	5.08	0.0029	0.113	0.458	42.5	0.464	3.45	62.8	6.22
B065	0.425	5.29	0.571	0.98	3.86	-0.005	0.022	2.78	0.0449	0.133	0.67	65.2	0.055	4.95	61.8	9.23
N029	0.16	1.695	0.254	0.51	8.08	-0.005	0.015	0.691	0.0109	0.0754	0.292	41.8	0.026	2.12	60.5	1.42
C177	0.236	2.84	0.383	0.98	2.72	-0.005	0.011	4.09	0.0041	0.1455	0.474	41.5	0.4	4.28	56.1	3.65
B185	0.221	3.66	0.143	0.98	5.35	-0.005	0.008	2.17	0.112	0.0864	0.49	56.4	0.002	2.53	49.6	5.87
B050	0.302	4.28	0.325	0.95	7.38	-0.005	0.014	2.04	0.157	0.111	0.61	68.5	0.076	6.54	46.2	3.06
C403	0.307	1.655	0.053	0.48	7.59	<0.005	0.007	1.345	0.0132	0.0552	0.573	25.9	0.236	4.54	45.4	0.22
N110	0.18	2.74	0.272	0.61	10.95	-0.005	0.017	1.205	0.0352	0.0639	0.438	67	0.041	8.38	35.3	1.14
C031	0.254	1.37	0.044	0.9	3.72	<0.005	0.006	2.24	0.0108	0.0772	0.295	32.2	0.72	4.45	25.1	0.44
C241	0.238	2.33	0.286	1.06	4.53	<0.005	0.009	3.7	0.0071	0.0936	0.539	25.8	0.37	5.07	142	6.57
B294	0.335	2.89	0.549	1.3	20.1	-0.005	0.022	0.345	0.087	0.152	0.687	77.5	0.06	6.62	69.6	0.87
N093	0.28	4.29	0.503	1.24	13.9	-0.005	0.03	1.52	0.404	0.105	0.507	152	0.045	5.04	37.7	2.66
C117	0.177	2.13	0.22	1.18	3.13	<0.005	0.011	3.35	0.0026	0.1105	0.422	44.4	0.471	4.25	28.5	2.42
B124	0.258	3	0.493	0.89	7.28	-0.005	0.017	1.23	0.068	0.1145	0.558	60.4	0.022	3.95	55.9	2.46
C098	0.214	2.15	0.21	1.21	3.75	<0.005	0.012	4.77	0.0048	0.102	0.709	52.9	0.723	9.87	30.7	2.69
C356	0.29	0.981	0.046	0.75	3.21	-0.005	0.004	0.945	0.0178	0.1235	0.332	18.05	0.185	2.33	21.1	0.12
C426	0.379	0.997	0.058	0.8	3.98	<0.005	0.005	1.325	0.0196	0.0988	0.349	20.9	0.142	2.17	20.2	0.29
C063	0.387	1.035	0.159	1.46	1.64	-0.005	0.01	2.9	0.0023	0.1155	0.292	35.4	1.27	3.66	11.7	0.35
B091	0.262	3.83	0.334	1.18	3.91	-0.005	0.008	2.55	0.0973	0.0863	0.538	42.8	0.07	4.66	63.1	11
B093	0.284	3.58	0.21	0.75	5.18	-0.005	0.012	2.82	0.0576	0.1125	0.551	47.1	0.049	4.59	62.1	4.08
C652	0.215	5.72	0.717	1.11	9.61	<0.005	0.015	1.675	0.413	0.0879	0.599	158	0.101	3.81	49.4	11.8
C330	0.196	1.595	0.054	0.64	4.71	-0.005	0.006	1.33	0.0119	0.0797	0.312	34.1	0.16	2.51	36.9	0.33
N096	0.166	3.85	0.304	0.88	6.46	-0.005	0.013	1.46	0.155	0.0918	0.335	75.8	0.026	3.81	51.1	2.02
B181	0.368	2.31	0.371	0.64	4.17	-0.005	0.021	1.155	0.0221	0.1325	0.604	43.4	0.046	4.55	75	1.81
B258	0.134	3.7	0.181	0.34	15.6	<0.005	0.013	1.575	0.0318	0.0334	0.523	38.5	0.025	11.85	57.7	1.04
C133	0.262	1.805	0.112	0.77	6.23	-0.005	0.021	2.07	0.0122	0.076	0.477	40.1	0.263	9.48	26	0.85
B211	0.371	3.78	0.271	0.75	17.5	<0.005	0.021	1.995	0.0804	0.0821	0.729	63.6	0.039	9.38	59.2	1.58
C420	0.318	4.34	0.54	0.63	6.28	<0.005	0.013	2.98	0.0948	0.1285	0.697	50.8	0.083	4.13	118	7.32
N104	0.227	2.89	0.269	0.85	11.1	-0.005	0.013	0.822	0.066	0.099	0.416	70.5	0.058	4.09	42.5	0.77
N198	0.221	2.75	0.661	0.58	1.97	-0.005	0.02	2.82	0.0032	0.149	0.423	35.7	0.038	3.43	74.5	2.56
C577	0.247	3.12	0.56	0.74	3.88	<0.005	0.012	3.02	0.0282	0.14	0.622	34.2	0.067	3.14	90.7	8.64
N163	0.228	4.32	0.82	0.53	2.89	-0.005	0.018	2.65	0.012	0.121	0.51	45.4	0.054	3.59	100.5	2.69
B213	0.357	2.07	0.383	0.83	5.53	<0.005	0.014	0.768	0.0366	0.137	0.638	39.9	0.061	4.12	68.6	0.45
B210	0.276	4.24	0.747	1.23	6.37	0.006	0.017	1.385	0.106	0.119	0.83	72.2	0.043	5.87	54.7	2.78
N138	0.228	5.48	0.712	1.13	4.68	-0.005	0.023	1.29	0.397	0.0963	0.5	156	0.056	5.65	62.1	5.75
B012	0.371	4.66	0.592	1.02	10.3	<0.005	0.018	1.285	0.1255	0.13	0.657	69.6	0.079	9.18	62	1.98
B187	0.274	2.99	0.261	0.44	3.56	-0.005	0.015	2.3	0.0304	0.0645	0.535	42.3	0.02	3.94	44.2	3.76

Appendix 1. Description, localization and analytical data for the soil samples collected during the 2024 exploration campaign conducted by GeoExplore Survey on the Riley Brook property.

Sample_no.	Sb (ppm)	Sc	Se	Sn	Sr	Ta	Te	Th	Ti (wt. %)	Tl (ppm)	U	V	W	Y	Zn	Zr
C381	0.354	2.78	0.539	0.73	5.08	<0.005	0.02	1.545	0.0243	0.1295	0.677	40.2	0.119	3.78	122	3.27
C054	0.272	5.28	0.427	1.64	4.43	-0.005	0.011	4.65	0.019	0.167	0.776	53.7	1.305	3.68	64.7	3.8
N152	0.161	2.43	0.399	0.29	1.6	-0.005	0.013	2.89	0.0036	0.0882	0.363	27.9	0.051	2.64	85.5	5.09
C541	0.28	3.33	0.656	0.79	5.02	<0.005	0.017	1.54	0.0537	0.1185	0.628	51.5	0.083	5.76	49	2.86
C233	0.201	2.35	0.563	0.78	3.4	<0.005	0.015	4.05	0.0078	0.1175	0.44	37.6	0.325	3.1	75.2	5.49
N099	0.147	5.21	0.287	0.61	8.9	-0.005	0.009	0.54	0.0489	0.0714	0.396	62.8	0.036	8.17	69.7	1.21
C020	0.233	4.91	0.439	1.26	8.27	<0.005	0.021	1.625	0.1735	0.0503	0.48	78.7	0.196	3	56.1	7.15
B249	0.36	9.49	0.445	0.63	6.61	-0.005	0.019	2.87	0.1525	0.0898	0.75	68.3	0.042	7.37	50.2	12.5
C046	0.255	3.77	0.365	2.2	7.69	0.005	0.012	1.99	0.0833	0.0851	0.961	66.2	0.11	9.22	41	3.77
B053	0.207	2.06	0.393	0.76	3.53	-0.005	0.011	0.777	0.0525	0.0913	0.602	53.4	0.029	3.93	31.6	1.07
C015	0.251	1.175	0.162	4.28	2.3	<0.005	0.009	3.95	0.0218	0.1135	0.697	20.3	0.131	3.95	66	11.8
C167	0.166	1.87	0.504	0.94	3.8	<0.005	0.013	2.91	0.0122	0.1135	0.423	36.2	0.327	3.45	54.9	5.34
C234	0.302	2.5	0.355	0.67	3.63	<0.005	0.015	4.05	0.0091	0.0987	0.447	33.9	0.459	4.5	45.7	4.19
N011	0.534	3.02	0.539	0.72	2.49	-0.005	0.022	1.69	0.0289	0.341	0.388	85.6	0.051	3.21	45.5	1.17
N123	0.224	5.04	0.214	0.51	11.7	-0.005	0.015	1.815	0.0213	0.0841	1.03	40.8	0.031	22.9	96.5	1.23
N200	0.253	2.74	0.554	0.66	24.4	-0.005	0.037	2.02	0.0125	0.1235	0.529	46.4	0.064	5.23	73.4	2.71
B003	0.199	4	0.897	1.09	6.12	0.015	0.022	1.405	0.068	0.163	0.704	85	0.085	5.7	70.6	2.34
B081	0.185	2.53	0.517	0.8	4.84	-0.005	0.022	2.03	0.0131	0.103	0.486	53.2	0.026	3.44	50.3	4.47
C164	0.247	2.45	0.583	1.09	5.72	<0.005	0.022	1.4	0.0861	0.0764	0.551	62.5	0.305	3.92	48	1.86
N137	0.141	2.6	0.431	0.93	3.53	-0.005	0.018	1.535	0.037	0.0897	0.347	75.6	0.034	2.52	34.7	3.84
C296	0.261	3.4	0.062	1.68	20.7	<0.005	0.007	1.215	0.0084	0.0728	0.4	30.1	0.384	4.04	61.9	0.72
C635	0.378	2.4	0.282	1.5	2.63	<0.005	0.011	1.52	0.0373	0.109	0.533	62.4	0.034	3.21	41.6	2.1
B275-A	0.328	5.29	0.655	0.78	7	0.022	0.013	0.941	0.175	0.112	0.712	61	0.101	8.84	82.4	5.71
B263	0.264	1.685	0.441	0.83	3.13	<0.005	0.03	1.44	0.0057	0.189	0.7	44.7	0.046	4.41	46.2	2.65
N102	0.248	3.83	0.248	0.91	13.1	-0.005	0.027	1.86	0.012	0.136	0.569	55.2	0.067	11	84.7	0.78
N218	0.176	3.32	0.2	0.77	11.3	-0.005	0.019	1.225	0.0351	0.0908	0.397	75.4	0.02	4.88	43.8	0.9
C179	0.354	1.305	0.218	1.51	3.45	<0.005	0.009	2.56	0.0049	0.0695	0.42	27.4	0.734	4.86	37.7	3.29
C108	0.207	1.645	0.13	0.81	10.25	<0.005	0.014	1.905	0.0046	0.0699	0.893	43.6	0.603	14.15	27.7	1.03
C309	0.234	2.83	0.197	1.39	4.84	-0.005	0.005	2.26	0.051	0.138	0.526	47.8	0.438	3.36	23.7	0.85
B190	0.293	0.72	0.219	1.34	5.61	-0.005	0.019	0.348	0.0197	0.127	0.492	28.1	0.022	3.76	31.4	0.57
B013	0.305	4.11	0.468	1.45	7.49	0.017	0.013	1.575	0.107	0.098	0.501	51.9	0.067	4.52	82.1	1.85
C018	0.235	1.975	0.133	1.78	3.28	<0.005	0.01	4.07	0.0156	0.0855	0.554	25	0.164	3.89	96.4	7.06
B288	0.2	2.07	0.246	0.75	4.28	-0.005	0.017	1.595	0.023	0.119	0.833	41.7	0.05	6.34	72.6	1.02
N165	0.165	3.68	0.532	0.66	6.33	-0.005	0.021	1.955	0.0327	0.1255	0.429	59.1	0.063	3.45	59.1	2.41
C243	0.256	2.03	0.096	1.29	4.38	-0.005	0.004	2.36	0.015	0.085	0.397	28.5	1.335	5.88	39.5	1.62
C026	0.203	1.66	0.025	1.14	1.66	<0.005	0.002	1.94	0.0087	0.1975	0.225	16.75	0.362	2.11	38.9	0.31
C644	0.32	3.94	0.111	0.67	4.36	<0.005	0.009	3.23	0.055	0.0698	0.61	40.6	0.048	6.4	45.9	2.12
C057	0.362	1.885	0.386	1.46	2.62	-0.005	0.012	4.4	0.0055	0.149	0.426	45.8	0.998	3.57	35	4.08
C334	0.264	0.719	0.114	1.05	2.38	-0.005	0.004	1.195	0.0104	0.086	0.298	15.05	0.231	2.43	24.9	0.78
C223	0.182	2.25	0.738	0.86	3.54	<0.005	0.018	3.04	0.0213	0.09	0.425	59.9	0.426	2.84	32.6	8.04
B052	0.263	3.44	0.672	1.15	4.74	0.014	0.013	1.415	0.139	0.162	0.638	71.2	0.078	3.18	51	3.19
C255	0.366	4.43	0.31	0.85	10.6	-0.005	0.014	1.355	0.083	0.073	0.526	67.6	0.21	11.6	46.2	1.4
B295	0.35	3.01	0.697	1.32	4.06	-0.005	0.032	0.787	0.098	0.204	0.807	60.3	0.182	7.55	103.5	1.02
B049	1.23	6.39	0.369	0.57	5.2	-0.005	0.016	2.74	0.079	0.43	0.555	52	0.027	4.29	59.7	6.38
N178	0.217	2.17	0.845	0.81	3.42	-0.005	0.023	1.71	0.0081	0.102	0.423	67.6	0.065	2.49	57.5	2.71
N053	0.25	5.55	0.44	0.79	6.99	-0.005	0.016	1.69	0.0553	0.1055	0.372	94.1	0.036	4.63	68.3	8.8
C398	0.38	2.01	0.173	0.79	6.38	<0.005	0.008	0.687	0.0156	0.129	0.481	40.6	0.31	6.56	50.4	0.21
B090	0.223	3.48	0.758	0.87	4.5	-0.005	0.013	2.45	0.0513	0.174	0.567	40.3	0.055	4.04	112	10.4
B108	0.276	2.65	0.838	0.62	3.41	-0.005	0.02	2.36	0.0202	0.1285	0.694	43.4	0.056	3.52	86.6	6.92
C585	0.24	3	0.504	1.16	3.58	<0.005	0.016	3.4	0.0183	0.145	0.638	36.7	0.101	3.52	37.8	5.32
C440-B	0.165	5.86	0.842	1.22	12.35	0.005	0.018	1.82	0.352	0.0913	0.856	104.5	0.143	11.85	24.5	4.78
C578	0.538	3.89	0.743	1.14	4.25	<0.005	0.014	3.26	0.022	0.153	0.726	43.7	0.135	5.55	120.5	7.75
C475	0.303	3.47	0.756	1.12	5.54	<0.005	0.021	2.15	0.1465	0.1515	0.819	72.4	0.079	4.45	110.5	3.53

Appendix 1. Description, localization and analytical data for the soil samples collected during the 2024 exploration campaign conducted by GeoExplore Survey on the Riley Brook property.

Sample_no.	Sb (ppm)	Sc	Se	Sn	Sr	Ta	Te	Th	Ti (wt. %)	Tl (ppm)	U	V	W	Y	Zn	Zr
C162	0.173	3.43	0.363	1.03	5.71	<0.005	0.016	2.67	0.0468	0.0797	0.577	47.9	0.061	3.13	77.3	8.23
N173	0.227	2.25	0.354	0.44	2.87	-0.005	0.016	1.935	0.0043	0.0967	0.348	36.2	0.037	2.62	50.2	3.45
B205	0.541	0.948	0.212	1.5	2.89	-0.005	0.012	0.583	0.03	0.221	0.445	24	0.04	3.54	30.6	0.74
N046	0.483	6.47	0.236	0.52	5.51	-0.005	0.018	2.47	0.0836	0.0935	0.387	84.9	0.017	4.51	75.4	3.48
B158	0.215	2.66	0.538	0.54	4.1	0.005	0.012	0.967	0.049	0.099	0.655	50	0.043	4.6	57.3	1.03
C052	0.261	1.35	0.505	2.55	2.78	0.01	0.025	3.12	0.0295	0.125	0.448	33.4	0.371	3.09	31.8	2.91
B031	0.274	5.9	0.276	0.96	6.67	<0.005	0.013	2.96	0.1445	0.125	0.635	65	0.015	5.42	53.8	7.46
C344	0.269	2.2	0.504	0.92	7.44	<0.005	0.016	0.985	0.0374	0.0885	0.453	66.3	0.151	2.71	34.8	2.39
C195	0.212	1.765	0.428	0.94	1.75	-0.005	0.011	3.7	0.0316	0.147	0.348	34.6	0.771	3.1	38.8	1.55
N160	0.195	2.82	0.199	0.33	2.96	-0.005	0.015	3.2	0.0161	0.071	0.427	31.2	0.043	3.89	63.4	5.16
C589	0.21	3.28	0.51	0.98	3.57	<0.005	0.018	1.52	0.0511	0.0969	0.461	65.3	0.064	3.05	36	2.91
B248	0.278	4.77	0.263	1.18	6.31	-0.005	0.015	1.335	0.204	0.0703	0.48	102	0.014	4.45	29.1	7.19
	0.145	3.59	0.544	0.51	2.24	-0.005	0.019	3.75	0.0026	0.0899	0.326	40.1	0.048	3.58	78.1	5.69
C014	0.183	2.06	0.301	1.42	2.15	<0.005	0.012	4.95	0.0068	0.112	0.435	31.9	0.213	3.68	143.5	6.96
B105	0.246	3.51	0.823	1.46	2.42	0.005	0.013	2.75	0.0358	0.121	0.738	59.7	0.109	7.84	41.7	16.2
C360	0.308	5.15	0.476	0.99	9.71	-0.005	0.011	2.82	0.233	0.1105	0.609	86.1	0.235	5.35	101	12.5
B159	0.227	4.87	0.234	0.62	11.35	<0.005	0.01	1.915	0.105	0.0731	0.65	64.7	0.018	9.18	52.4	1.84
C327	0.454	2.75	0.61	1.09	6.2	-0.005	0.012	1.27	0.171	0.0971	0.434	98	0.243	5.28	80.8	8.6
C308	0.223	2.05	0.389	1.17	2.97	-0.005	0.006	1.08	0.032	0.176	0.625	40.8	0.695	6.48	63.6	0.46
C354	0.202	1.64	0.06	0.76	8.18	<0.005	0.004	1.145	0.0157	0.0759	0.42	23.8	0.171	2.91	44.3	0.22
C642	0.284	1.67	0.462	1.37	4.21	<0.005	0.019	1.41	0.0208	0.0949	0.5	61.9	0.038	2.51	34.8	2.29
C588	0.2	3.95	0.45	1.16	8.43	<0.005	0.018	1.25	0.295	0.0486	0.456	108.5	0.028	3.33	26.2	5.82
B282	0.258	2.77	0.277	0.47	2.02	<0.005	0.025	2.29	0.0223	0.114	0.804	34	0.025	4.96	64.1	2.15
C036	0.188	1.365	0.037	0.93	2.54	-0.005	0.005	1.875	0.011	0.109	0.271	35.2	0.896	2.85	27.1	0.25
C355	0.258	0.885	0.061	0.76	3.56	<0.005	0.005	0.783	0.0091	0.0702	0.29	19.4	0.327	2.26	21.9	0.16
C332	0.201	2.85	0.324	0.51	8.1	-0.005	0.012	2.49	0.023	0.0895	0.477	35.7	0.13	3.47	86.2	3.23
N220	0.14	3.85	0.321	0.54	4.3	-0.005	0.015	3.42	0.0053	0.1365	0.378	55.2	0.037	4.21	105.5	4.8
B267	0.36	1.35	0.402	0.6	4.16	-0.005	0.015	0.631	0.0438	0.1005	0.558	44.3	0.035	4.93	30.8	1.46
C570	0.189	2.62	0.507	0.85	5.72	<0.005	0.014	1.195	0.0678	0.0991	0.595	62.3	0.044	3.29	42.5	3.17
C629	0.267	2.04	0.326	1.03	7.97	<0.005	0.017	1.075	0.109	0.0729	0.611	69.8	0.036	4.06	25.9	3.38
B092	0.256	4.44	0.375	0.69	5.92	-0.005	0.012	2.57	0.0656	0.0853	0.523	49.6	0.041	3.81	110.5	10.7
C322	0.206	2.54	0.193	0.96	3.49	<0.005	0.01	2.1	0.0238	0.132	0.413	40.8	0.617	3.12	35.8	0.92
B109	0.235	2.44	0.449	0.61	4.01	-0.005	0.014	1.755	0.016	0.115	0.626	36.8	0.029	3.05	75	4.94
C549	1.21	5.82	0.401	1.06	10.5	<0.005	0.014	1.73	0.28	0.1145	0.493	108.5	0.078	4.31	73.4	5.09
C333	0.257	2.15	0.152	0.76	5.87	-0.005	0.007	1.085	0.0314	0.0972	0.417	39.6	0.129	3.73	27.9	0.53
N197	0.368	7.11	0.564	0.86	12.6	0.007	0.017	1.03	0.1655	0.105	0.526	110	0.071	9.4	62.1	1.71
B224	0.271	4.7	0.401	0.63	6.5	<0.005	0.01	2.21	0.141	0.1055	0.601	55.2	0.072	5.86	49.7	3.72
N175	0.206	3.1	0.373	0.33	2.13	-0.005	0.019	3.28	0.0032	0.114	0.38	30.9	0.032	3.03	101	5.33
C610	0.303	2.71	0.694	0.91	3.74	<0.005	0.02	1.64	0.0273	0.1395	0.71	49.5	0.077	5.64	61	6.34
C537	0.273	2.64	0.428	0.86	4.08	<0.005	0.011	1.735	0.0525	0.0989	0.529	56.8	0.051	3.36	39.1	3.95
C632	0.351	0.918	0.834	2.45	1.33	0.008	0.028	2.1	0.0128	0.0573	0.713	19.3	0.153	2.63	29	12.35
C251	0.253	2.96	0.437	0.87	4.2	0.015	0.011	3.37	0.031	0.117	0.485	42.2	0.419	3.12	80.9	2.43
C042	0.211	1.93	0.198	1.74	3.29	<0.005	0.01	2.64	0.0385	0.1035	0.531	45.3	0.078	3.91	35.8	1.52
B146	0.199	2.68	0.345	0.77	5.66	-0.005	0.012	0.562	0.0503	0.111	0.611	54.8	0.015	5.11	52.4	0.73
N045	0.338	4.98	0.282	0.63	12.5	-0.005	0.016	1.425	0.0861	0.105	0.421	79.5	0.012	4.33	96	1.62
C673	0.217	4.48	0.272	0.96	9.95	<0.005	0.009	1.595	0.22	0.0568	0.563	54	0.055	4.95	50.3	5.84
N216	0.17	2.36	0.348	0.79	4.68	-0.005	0.023	1.23	0.0167	0.1355	0.344	62.3	0.038	2.87	42.2	0.92
N157	0.175	3.59	0.393	0.48	3.18	-0.005	0.016	3.3	0.0114	0.0808	0.452	46	0.062	3.54	60.9	5.87
C264	0.184	1.675	0.056	0.79	7.23	<0.005	0.006	1.88	0.0203	0.0658	0.751	26.1	0.44	6.3	35.6	0.32
N188	0.15	2.75	0.742	0.53	5.48	-0.005	0.016	2.23	0.0087	0.0962	0.417	59.7	0.038	3.11	68.1	4.85
C290	0.251	2.72	0.417	0.45	2.91	-0.005	0.029	2.81	0.0048	0.0962	0.418	39.8	0.247	2.94	45.9	6.14
N187	0.174	3.99	0.885	0.75	3.77	-0.005	0.03	2.62	0.0179	0.1525	0.43	64.1	0.041	3.86	96.8	5.05
C559	0.148	3.39	0.437	0.63	5.12	<0.005	0.011	1.695	0.07	0.0939	0.464	48	0.044	3.87	58.8	6.48

Appendix 1. Description, localization and analytical data for the soil samples collected during the 2024 exploration campaign conducted by GeoExplore Survey on the Riley Brook property.

Sample_no.	Sb (ppm)	Sc	Se	Sn	Sr	Ta	Te	Th	Ti (wt. %)	Tl (ppm)	U	V	W	Y	Zn	Zr
N194	0.168	4.84	0.415	0.35	16.15	-0.005	0.015	1.81	0.0029	0.0643	2.23	29.8	0.024	44.4	54.9	3.14
C284	0.426	3.01	0.384	0.86	4.49	-0.005	0.017	2.7	0.059	0.1325	0.516	45.1	0.563	4.22	49	0.89
C297	0.243	0.482	0.07	2.68	2.26	<0.005	0.006	1.56	0.0034	0.1045	0.272	17.65	0.134	4.8	28.1	0.77
C252	0.155	2.44	0.046	0.6	7.79	-0.005	0.007	2.67	0.049	0.058	0.407	32.1	0.242	5.31	43.1	0.84
C651	0.119	1.465	0.165	0.92	1.67	<0.005	0.009	0.726	0.0392	0.15	0.443	30.7	0.025	1.705	25.3	0.59
C268	0.189	1.805	0.129	1.01	2.84	<0.005	0.005	2.28	0.007	0.13	0.408	26.7	0.55	3.85	40.4	0.98
B269	0.392	2.02	0.202	0.83	4.37	-0.005	0.015	1.475	0.0351	0.1005	0.534	51.8	0.028	4.88	39.7	1.1
C654	0.178	3.88	0.456	0.81	3.71	<0.005	0.013	1.4	0.0901	0.117	0.699	55	0.07	6.41	60.2	3.43
N129	0.133	2.34	0.258	0.26	1.84	-0.005	0.011	3.39	0.0049	0.067	0.403	23.2	0.033	3.4	56.8	4.06
B183	0.179	2.82	0.143	0.51	8.87	-0.005	0.007	1.47	0.0669	0.0457	0.474	40.2	0.009	5.65	51.1	0.9
C248	0.193	2.17	0.387	0.9	2.93	0.011	0.007	3.4	0.016	0.117	0.477	28.7	0.38	2.86	39.5	2.04
N004	0.237	4.79	0.394	0.5	5.05	-0.005	0.018	3.02	0.0142	0.0918	0.453	52.8	0.058	4.01	88.8	7.26
C244	0.173	1.8	0.038	0.78	4.45	<0.005	0.003	1.91	0.0253	0.0905	0.296	31.9	0.519	2.72	27.7	0.15
B167	0.436	6	0.291	0.57	22.7	<0.005	0.014	1.565	0.1465	0.113	1.09	68.5	0.086	14.5	58.7	1.05
C020-A	0.267	4.37	0.441	1.26	7.94	0.005	0.021	1.675	0.157	0.0428	0.479	77.6	0.229	2.8	53.1	7.81
C129	0.197	2.01	0.033	1.42	6.7	-0.005	0.004	2.33	0.0146	0.1385	0.531	36.5	1.4	7.91	32.4	0.51
C299	0.168	1.155	0.067	0.68	6.29	<0.005	0.005	1.275	0.0097	0.0723	0.462	40.2	0.435	2.74	27.6	0.79
C214	0.299	2.27	0.201	0.81	5.05	<0.005	0.013	2.87	0.0069	0.0699	0.383	38.6	0.575	3.59	37.7	2.63
B061	0.206	4.9	0.32	0.48	9.16	-0.005	0.014	2.69	0.1665	0.0562	0.486	54.4	0.06	6.26	44.5	12.45
C369	0.299	1.72	0.228	0.97	5.67	<0.005	0.008	0.86	0.0216	0.1525	0.453	47.8	0.12	2.78	66.1	0.91
C599	0.189	1.55	0.057	0.87	6	<0.005	0.011	1.63	0.0882	0.0662	0.344	54.8	0.017	3.04	11	1.3
B238	0.298	2.74	0.497	0.62	2.89	-0.005	0.018	2.56	0.0061	0.1345	0.648	32.9	0.046	4.13	79	5.57
B082	0.236	4.44	0.57	0.83	4.42	-0.005	0.013	2.38	0.0582	0.0971	0.606	61	0.037	3.87	64.8	8.57
C316	0.325	2.29	0.208	0.87	12.1	<0.005	0.012	1.03	0.0197	0.0841	0.699	69.9	0.168	3	45.6	1.2
C203	0.292	1.1	0.331	1.94	2.82	-0.005	0.014	2.86	0.0163	0.0867	0.418	40.6	0.213	2.73	27.7	3.83
B041	0.278	5.23	0.325	0.67	8.76	0.008	0.009	2.68	0.14	0.102	0.663	58	0.09	6.32	61.4	4.1
C603	0.204	3.5	0.951	1.13	2.88	<0.005	0.018	4.06	0.0339	0.0762	0.613	30.9	0.094	4.3	57	19.9
B221	0.32	4.04	0.413	0.56	6.31	0.005	0.012	1.975	0.113	0.096	0.594	48.7	0.062	4.95	56	3.24
N026	0.288	3.07	0.392	0.48	6.06	-0.005	0.012	0.825	0.0196	0.101	0.295	64.5	0.021	4.36	116	2.06
C637	0.728	2.27	0.37	0.75	2.39	<0.005	0.029	2.31	0.0106	0.151	0.582	49.5	0.06	4.44	40.7	2.51
N033	0.214	2.79	0.314	0.33	2.21	-0.005	0.015	3.45	0.0076	0.0742	0.437	30.3	0.039	3.33	48.5	5.54
B007	0.275	2.89	0.392	0.8	8.15	0.009	0.012	0.869	0.109	0.104	0.566	51.3	0.08	5.19	46.8	1.91
C621	0.133	2.46	0.223	1.27	7.13	<0.005	0.016	1.565	0.286	0.109	0.474	93.9	0.042	2.8	39.5	2.6
C639	0.281	2.65	0.603	1.49	3.11	<0.005	0.011	3.32	0.0127	0.0991	0.937	20.1	0.115	8.41	165	18.65
B223	0.251	4.26	0.475	1.06	7.29	<0.005	0.015	1.715	0.1695	0.13	0.585	93.5	0.082	4.91	60.6	2.03
N128	0.214	3.03	0.721	0.93	5.91	-0.005	0.023	1.59	0.0382	0.101	0.379	84.7	0.032	3.12	52.9	1.75
C630	0.223	2.46	0.367	0.57	3.29	<0.005	0.013	3.52	0.0248	0.074	0.544	24.4	0.059	3.76	81.1	11
C544	0.245	1.975	0.571	1.22	4.22	<0.005	0.011	0.501	0.0501	0.142	0.794	59.6	0.037	5.68	113.5	1.4
C650	0.208	2.66	0.543	0.71	4.85	<0.005	0.015	2.3	0.0725	0.0868	0.55	49.1	0.064	2.74	57	7.11
N003	0.435	2.84	0.195	0.41	4.93	-0.005	0.014	1.02	0.004	0.0662	0.291	41.5	0.035	3.84	63	1
C213	0.4	2.56	0.569	0.81	5.18	<0.005	0.032	3.04	0.0152	0.112	0.489	44.8	0.292	3.45	99.5	2.54
C550	0.61	5.62	1.08	1.23	8.55	0.006	0.031	1.005	0.481	0.0859	0.661	169.5	0.135	5.9	78.7	5.99
N113	0.213	4.62	0.424	0.63	3.94	-0.005	0.022	3.24	0.0119	0.1195	0.518	63.3	0.056	4.19	98.9	3.27
B022	0.318	2.02	0.717	1.31	6.6	<0.005	0.019	0.261	0.0471	0.208	0.683	56.4	0.054	4.08	67.3	0.35
C534	0.166	3.73	0.282	1.28	12.05	<0.005	0.015	0.716	0.38	0.0459	0.323	131	0.005	4.97	41.9	10.75
C134	0.218	2.36	0.09	0.78	7.31	-0.005	0.008	2.07	0.0075	0.107	0.486	32.4	0.428	8.54	29.2	0.88
B276	0.269	1.2	0.125	0.61	7.15	-0.005	0.008	0.503	0.037	0.081	0.456	35.4	0.046	3.62	31	0.71
C155	0.249	1.08	0.035	0.91	4.28	<0.005	0.006	1.965	0.0104	0.0915	0.251	26.3	0.815	2.44	16	0.24
C606	0.342	4.9	0.953	1.06	3.64	<0.005	0.019	2.64	0.0915	0.129	0.798	49.5	0.129	6.79	77.3	11.7
B219	0.273	3.78	0.551	0.77	4.73	0.008	0.012	1.765	0.087	0.136	0.583	56.8	0.055	3.66	71.2	1.59
C532	0.267	3.87	0.555	0.62	5.51	<0.005	0.012	1.395	0.0936	0.0842	0.45	55.1	0.094	3	54.9	4.8
B099	0.26	3.18	0.307	0.6	5.64	-0.005	0.015	2.4	0.0837	0.0698	0.568	44.8	0.033	4.08	46	4.32
C538	0.199	3.5	0.345	0.62	5.66	<0.005	0.01	2.33	0.0632	0.0963	0.532	52	0.046	3.67	45.1	5.07
N054	0.255	5.17	0.301	0.58	8.56	-0.005	0.013	2	0.0686	0.115	0.386	69.8	0.031	4.29	83.1	7.95

Appendix 1. Description, localization and analytical data for the soil samples collected during the 2024 exploration campaign conducted by GeoExplore Survey on the Riley Brook property.

Sample_no.	Sb (ppm)	Sc	Se	Sn	Sr	Ta	Te	Th	Ti (wt. %)	Tl (ppm)	U	V	W	Y	Zn	Zr
B237	0.338	2.1	0.356	0.35	4.4	-0.005	0.012	0.914	0.0325	0.0725	0.595	34.2	0.025	4.27	47.5	1.03
C345	0.26	2.34	0.326	0.95	9.06	<0.005	0.01	0.544	0.0361	0.0873	0.425	61.3	0.062	5.25	33.3	0.73
C111	0.297	3.55	0.039	1.44	2.93	<0.005	0.004	1.79	0.0112	0.211	0.316	67.5	1.115	5.28	43	0.45
C543	0.228	1.885	0.732	0.93	4.91	<0.005	0.015	2.46	0.0175	0.0948	0.588	29.4	0.067	3.9	75.3	9.78
C224	0.165	1.765	0.039	1.11	2.5	<0.005	0.006	2.63	0.016	0.127	0.266	28	0.484	2.75	22.6	0.37
B272	0.36	3.66	0.692	0.72	7.03	-0.005	0.017	1.74	0.1875	0.1125	0.629	69.3	0.058	4.37	79	16.5
C099	0.116	3.14	0.059	1.06	6.38	<0.005	0.005	3.17	0.005	0.124	0.623	39.2	0.289	8.52	54.8	0.97
C107	0.221	2.33	0.242	0.65	3.6	<0.005	0.011	3.92	0.0105	0.0756	0.408	40.5	0.481	4.07	43.9	3.64
N229	0.192	8.47	0.37	0.65	4.8	-0.005	0.01	1.33	0.157	0.0717	0.32	126.5	0.01	4.51	82.7	4.43
C295	0.222	1.29	0.189	1.07	3	<0.005	0.007	2.33	0.0088	0.1185	0.343	30.8	0.258	3.57	31.1	1.16
C114	0.157	1.605	0.148	0.85	2.19	<0.005	0.004	2.35	0.0043	0.0965	0.388	35.5	0.665	3.01	21.5	0.99
C182	0.19	1.22	0.077	1.19	3.02	<0.005	0.004	1.775	0.007	0.071	0.319	20.3	0.464	4	31.3	0.95
B057	0.19	3.28	0.393	0.73	5.24	-0.005	0.014	1.74	0.0387	0.1055	0.555	54.4	0.041	4.62	60.9	4.85
C027	0.236	1.57	0.238	0.93	1.4	<0.005	0.01	4.52	0.0084	0.1005	0.31	31.2	0.97	2.86	21.9	3.9
B046	0.197	3.22	0.506	1.11	6.11	-0.005	0.013	0.794	0.117	0.161	0.707	73.8	0.072	4.3	71.6	2.08
B056	0.195	2.5	0.342	1.14	5.34	-0.005	0.017	0.545	0.0514	0.14	0.581	62.1	0.041	4.81	46.1	0.75
B133	0.285	2.46	0.259	0.42	5.68	-0.005	0.016	2.08	0.0658	0.0996	0.619	42	0.02	4.74	51.3	1.74
C594	0.192	4.31	0.517	0.9	7.3	<0.005	0.017	1.165	0.1695	0.0536	0.402	88.4	0.021	3.72	36.2	12.05
C016	0.187	1.525	0.383	1.66	2.6	<0.005	0.011	3.69	0.0043	0.1045	0.547	25.4	0.205	3.63	166	6.04
C556	0.235	1.655	0.645	1.62	3.44	<0.005	0.01	2.14	0.0245	0.122	0.489	28.6	0.054	3.02	72.2	3.41
N153	0.195	3.02	0.828	0.7	2.53	-0.005	0.026	1.705	0.0257	0.0806	0.393	72.8	0.057	2.53	63.6	5.68
C393	0.317	3.36	0.392	0.97	8.02	<0.005	0.007	1.305	0.194	0.0733	0.386	76.8	0.167	4.18	39	4.25
C286	0.224	4.23	0.044	0.42	9.92	-0.005	0.012	4.61	0.0662	0.0349	0.536	35.3	0.066	9.79	36.6	6.76
B027	0.643	4.13	0.441	1.04	10.15	<0.005	0.013	1.155	0.115	0.794	0.621	82.2	0.038	4.1	79.8	1.5
C229	0.262	1.405	0.06	0.94	5.13	-0.005	0.007	2.08	0.021	0.084	0.328	28.4	0.563	4.65	22.8	0.33
B095	0.415	5.08	0.368	0.87	6.88	-0.005	0.012	1.93	0.17	0.0985	0.512	73.6	0.058	4.89	57.8	3.83
C139	0.217	3.1	0.168	1.87	5.12	<0.005	0.005	1.475	0.0252	0.0554	0.542	32.1	0.218	3.47	36.9	1.21
B032	0.215	2.07	0.448	0.87	6.52	<0.005	0.018	0.454	0.064	0.1215	0.533	52.3	0.025	3.36	87	1.72
C576	0.488	2.78	1.04	1.34	4.67	<0.005	0.014	2.52	0.0577	0.162	0.823	37.6	0.133	5.67	69	3.63
C615	0.256	4.61	0.688	1.24	5.76	<0.005	0.021	1.815	0.21	0.125	0.797	112	0.091	5.29	35.6	5.84
C172	0.214	0.779	0.188	1.83	1.76	<0.005	0.009	3.1	0.0113	0.0838	0.32	34.1	0.504	2.12	29	4.85
C565	0.199	2.23	0.402	0.98	4.15	<0.005	0.024	1.675	0.0821	0.117	0.65	61.5	0.046	2.18	61.4	2.42
C616	0.175	5.24	0.743	0.63	5.61	<0.005	0.02	2.59	0.0704	0.079	0.67	58.3	0.058	5.41	54.5	16.9
B287	0.164	9.44	0.288	0.82	16.75	<0.005	0.017	1.445	0.26	0.0665	0.536	89.7	0.023	7.59	62.2	3.72
B228	0.25	7.39	1.14	0.84	7.86	0.024	0.011	1.055	0.268	0.129	1.485	77.5	0.166	13.95	35.5	14
N092	0.178	4.09	0.176	0.81	8.28	-0.005	0.01	1.585	0.0678	0.0866	0.285	78.2	0.023	2.74	81.6	6.87
C145	0.218	0.793	0.054	0.95	2.7	<0.005	0.005	1.995	0.0055	0.09	0.236	24.7	0.85	1.915	13.4	0.2
B127	0.203	3.11	0.591	0.54	6.13	-0.005	0.017	1.525	0.056	0.0858	0.589	51.3	0.052	4.91	76.8	6.17
B096	0.351	4.64	0.341	1.17	6.53	-0.005	0.015	1.99	0.217	0.1005	0.528	72.4	0.081	5.2	57.7	3.08
N177	0.198	2.12	0.644	0.78	4.93	-0.005	0.021	0.833	0.0409	0.1165	0.45	58.5	0.07	2.59	107.5	0.71
C661	0.321	0.715	1.095	3.38	2.87	-0.005	0.015	0.685	0.0099	0.088	0.967	10.5	0.103	4.6	55.8	2.47
B122	0.224	2.34	0.674	0.97	3.81	-0.005	0.014	2.12	0.0649	0.0875	0.599	62.9	0.046	2.91	40.8	12.65
C674	0.185	5.64	0.551	1.39	5.98	<0.005	0.014	1.8	0.313	0.0784	0.633	142	0.039	5.76	31.5	10.05
B028	0.523	6.14	0.419	0.76	13.55	<0.005	0.013	2.46	0.236	0.189	0.603	81.8	0.045	7.61	57.4	6.28
B250	0.345	6.46	0.461	0.69	7.81	-0.005	0.015	1.335	0.1385	0.0865	0.691	77.1	0.043	5.82	53.3	9.38
N089	0.109	1.495	0.25	0.72	2.88	-0.005	0.02	2.52	0.0048	0.0859	0.267	35.5	0.035	1.87	36.2	2.78
N207	0.275	2.72	0.446	0.68	2.42	-0.005	0.021	3.33	0.0055	0.0961	0.485	50	0.048	3.98	45.8	5.22
C326	0.168	0.302	0.036	2.75	5.48	-0.005	0.003	0.73	0.0044	0.0618	0.292	8.24	0.116	7.41	26.8	0.19
C280	0.272	1.86	0.061	0.85	3	-0.005	0.009	2.81	0.0047	0.109	0.284	29.5	0.251	2.7	27.1	0.83
C165	0.275	4.82	0.701	0.93	7.5	0.007	0.026	2.04	0.0877	0.1145	0.628	66.2	0.155	2.83	78.4	5.29
C236	0.256	1.855	0.433	0.82	3.83	<0.005	0.017	2.22	0.0127	0.0996	0.412	44.3	0.361	3.38	57.7	1.72

Appendix 1. Description, localization and analytical data for the soil samples collected during the 2024 exploration campaign conducted by GeoExplore Survey on the Riley Brook property.

Sample_no.	Sb (ppm)	Sc	Se	Sn	Sr	Ta	Te	Th	Ti (wt. %)	Tl (ppm)	U	V	W	Y	Zn	Zr
N221	0.148	5.02	0.349	0.72	3.36	-0.005	0.017	3.39	0.0074	0.1465	0.754	55.1	0.048	13.5	90.6	3.81
N141	0.143	2.81	0.669	0.5	3.92	-0.005	0.024	2.98	0.0062	0.117	0.389	47.5	0.042	3.15	51.2	4.65
C602	0.316	3.59	1.29	1.17	2.76	<0.005	0.018	4.22	0.0568	0.1085	0.891	33	0.093	5.99	61.2	14.45
C269	0.241	1.195	0.624	1.78	2.38	<0.005	0.008	3.48	0.0073	0.103	0.577	19.2	0.483	4.75	95.2	6.81
C647	0.172	6.1	0.943	0.8	10.15	0.034	0.015	1.195	0.236	0.101	0.84	73.1	0.101	5.37	49	9.03
B074	0.294	5.68	0.203	0.69	7.9	-0.005	0.007	1.76	0.1995	0.0802	0.432	54.7	0.041	4.67	38.4	9.83
B202	0.303	4.86	0.566	0.91	4.34	0.009	0.021	2.13	0.072	0.192	0.693	57.7	0.077	5.09	98.8	1.78
C613	0.268	4.7	0.445	0.88	4.47	<0.005	0.022	2.67	0.105	0.136	0.746	61.5	0.062	6.41	94.8	2.66
C607	0.217	2.67	0.732	0.67	6.53	<0.005	0.022	1.56	0.0346	0.1195	0.533	41.4	0.083	3.12	89.3	2.4
B155	0.238	5.93	0.734	0.85	5.26	<0.005	0.017	1.25	0.156	0.157	0.809	88.5	0.085	9.34	67.7	2.3
C579	0.376	2.56	0.766	1.29	2.48	0.006	0.021	1.245	0.0694	0.187	0.562	65.3	0.094	3.06	67.5	1.65
B059	0.228	2.84	0.399	0.46	3.46	-0.005	0.011	1.995	0.0332	0.0744	0.374	41.7	0.028	2.52	51.6	5.61
N124	0.144	3.39	0.18	0.4	9.33	-0.005	0.012	1.285	0.0127	0.0589	0.451	32.1	0.032	9.59	61.9	1.54
C546	0.218	3.76	0.521	0.66	7.79	<0.005	0.013	1.605	0.1315	0.0698	0.6	51.1	0.094	4.79	77.9	5.4
C552	0.189	4.59	0.853	0.82	6.78	<0.005	0.028	2.34	0.13	0.111	0.727	79.5	0.093	4.49	64.5	6.03
B177	0.312	3.44	0.459	0.73	4.61	-0.005	0.015	0.72	0.065	0.0994	0.553	60.6	0.043	5.55	69.1	2.35
B037	0.325	5.2	0.164	0.93	18.45	<0.005	0.013	1.13	0.141	0.0979	0.57	70.3	0.017	6.87	57	1.31
C535	0.238	4.55	0.804	1.13	6.47	<0.005	0.017	1.71	0.1865	0.0886	0.704	98.1	0.047	4.07	48.6	5.83
C154	0.21	1.85	0.122	0.93	2.83	-0.005	0.008	2.52	0.0061	0.107	0.293	33.9	0.568	2.6	46.5	1.43
B033	0.209	0.277	0.032	2.59	3.01	<0.005	0.007	0.198	0.0526	0.0176	0.235	6.99	0.006	1.735	3	3.24
C551	0.216	4.2	0.809	0.87	4.12	<0.005	0.009	4.03	0.0847	0.1145	0.695	43.9	0.077	3.4	56.6	11.55
C119	0.232	1.375	0.026	0.93	3.72	-0.005	0.004	2.03	0.0149	0.127	0.338	25.5	0.884	3.6	27.4	0.19
B163	0.251	3.21	0.338	0.5	7.14	<0.005	0.014	1.345	0.0549	0.0925	0.666	45.4	0.049	7.04	43.2	0.69
C113	0.206	1.7	0.061	0.92	3.09	<0.005	0.005	3.51	0.014	0.0862	0.407	33.5	0.682	4.52	29.4	0.88
C596	0.213	3.14	0.749	0.79	6.62	<0.005	0.017	1.33	0.149	0.0672	0.457	75.2	0.046	2.99	26.3	5.81
B014	0.252	5.83	0.381	0.79	9.82	0.01	0.012	2.85	0.109	0.125	0.587	56.3	0.074	6.19	108	5
B252	0.275	2.1	0.25	0.83	10.2	-0.005	0.015	1.22	0.013	0.0965	0.648	34.5	0.028	6.03	62.1	1.52
C067	0.191	2.46	0.07	0.78	3.98	<0.005	0.007	3.31	0.02	0.0951	0.377	32	0.246	3.53	30.8	1.19
N050	0.209	3.86	0.303	0.49	10.65	-0.005	0.014	1.43	0.0479	0.0911	0.284	64.8	0.017	3.1	70.1	3.35
C314	0.264	6.21	0.226	0.65	10.55	-0.005	0.015	3.39	0.0939	0.063	0.545	63	0.172	5.19	48.4	4.84
C432	0.23	2.16	0.495	0.54	2.86	<0.005	0.009	3.24	0.0061	0.109	0.41	24.1	0.253	2.66	54.7	5.2
B131	0.182	1.56	1.135	1.38	3.28	0.007	0.012	0.818	0.0721	0.1805	0.947	39.6	0.025	6.7	48.6	3.76
N147	0.17	1.515	0.218	0.63	7.27	-0.005	0.016	0.551	0.018	0.0678	0.286	41.7	0.022	2.83	47.2	0.29
B186	0.154	3.32	0.159	0.96	7.01	-0.005	0.007	1.72	0.0832	0.0858	0.539	45.5	0.009	3.45	43.9	1.66
C041	0.19	2.51	0.12	0.56	6.66	<0.005	0.01	1.86	0.0202	0.0654	0.573	37	0.202	11.3	41	0.61
C553	0.239	2.05	1.275	0.76	3.7	<0.005	0.011	0.903	0.0565	0.1165	0.933	35.6	0.074	6.33	90.8	3.39
N122	0.511	2.7	0.276	0.41	4.13	-0.005	0.012	1.19	0.0183	0.0772	0.296	52.6	0.035	3.85	76.2	1.3
B097	0.358	4.33	0.363	0.77	5.83	-0.005	0.01	2.11	0.135	0.0931	0.536	57.8	0.075	5.02	51.7	6.12
N119	0.343	7.8	0.644	0.77	16.1	-0.005	0.025	0.993	0.1725	0.139	0.658	104	0.05	23.8	89.3	1.93
C554	0.241	2.21	0.831	0.94	4.35	<0.005	0.012	1.85	0.0434	0.1205	0.586	34	0.057	3.49	84.4	5.43
C138	0.151	5.05	0.163	1.4	10.75	<0.005	0.01	2.79	0.1205	0.0548	0.744	66.7	0.044	4.1	54.4	10.5
N016	0.197	4.03	0.259	0.4	5.9	-0.005	0.012	2.16	0.0225	0.0603	0.457	40.2	0.038	8.11	51	2.26
C083	0.253	3.05	0.463	0.77	3.63	<0.005	0.023	3.44	0.0046	0.0894	0.368	42.6	0.2	3.49	56.5	4.93
C592	0.213	2.67	0.897	0.8	5.12	0.005	0.028	1.105	0.0894	0.0843	0.586	58	0.116	3.57	54	3.17
N062	0.244	2.15	0.488	0.55	2.03	-0.005	0.012	2.64	0.0032	0.128	0.382	29.6	0.051	2.35	51.5	3.29
B117	0.194	4.92	0.379	1.04	4.02	-0.005	0.01	0.815	0.0466	0.0696	0.627	48.8	0.011	2.9	21.3	2.33
N031	0.148	3	0.174	0.44	6.5	-0.005	0.011	1.675	0.016	0.0772	0.338	50.9	0.032	2.69	58	2.89
B051	0.313	4.11	0.448	0.76	6.15	0.01	0.012	1.855	0.113	0.132	0.554	49.4	0.099	3.91	88.2	2.47
C555	0.218	4.3	0.611	0.64	4.63	<0.005	0.013	2.45	0.0877	0.111	0.517	62.5	0.056	4.07	125	13.05
N021	0.429	5.14	0.24	0.56	6.1	-0.005	0.014	1.39	0.0747	0.1	0.436	79.7	0.02	4.78	87.6	1.38
N148	0.223	3.52	0.483	0.66	5.48	-0.005	0.015	2.18	0.0238	0.137	0.376	48.4	0.042	3.11	86.6	4.27
C670	0.163	1.395	0.433	0.9	2.84	<0.005	0.009	1.45	0.0204	0.0907	0.515	24.1	0.061	3.68	57	4.14
C131	0.197	1.68	0.297	1.16	2.65	-0.005	0.006	3.29	0.0164	0.1475	0.461	25.3	0.712	3.6	42.7	1.78
N112	0.119	3.68	0.44	0.56	4.2	-0.005	0.017	2.88	0.0051	0.1105	0.436	56.3	0.033	3.02	90.5	4.16
C168	0.157	2.84	0.331	1.1	3.94	<0.005	0.013	3.08	0.037	0.0856	0.666	34.2	0.069	3.16	66.1	6.91
C677	0.244	5.36	0.651	1.12	14.9	-0.005	0.012	0.903	0.342	0.081	0.546	118.5	0.057	5.52	34.3	9.01
C023	0.173	3.04	0.131	1.03	4.71	<0.005	0.008	4.16	0.0209	0.0832	0.411	44.3	0.238	4.1	50.9	3.21
C231	0.282	3.69	0.661	0.93	2.41	0.012	0.014	3.58	0.016	0.122	0.489	40.6	0.313	3.54	193.5	2.97

Appendix 1. Description, localization and analytical data for the soil samples collected during the 2024 exploration campaign conducted by GeoExplore Survey on the Riley Brook property.

Sample_no.	Sb (ppm)	Sc	Se	Sn	Sr	Ta	Te	Th	Ti (wt. %)	Tl (ppm)	U	V	W	Y	Zn	Zr
C623	0.264	2.89	0.709	0.74	3.6	<0.005	0.022	2.08	0.0768	0.1205	0.482	52.2	0.142	3.18	102	2.02
B176	0.323	7.69	1.015	0.91	7.76	-0.005	0.028	1.18	0.304	0.0875	0.489	91.4	0.073	6.79	61.6	5.31
B008	0.265	6.49	0.495	0.78	8.66	0.03	0.013	2.53	0.223	0.105	0.59	70	0.106	6.52	57.1	7.44
N186	0.106	1.195	0.476	0.52	1.92	-0.005	0.015	1.585	0.0028	0.0863	0.275	30.8	0.033	1.905	29.3	1.2
N044	0.252	4.75	0.371	0.74	7.41	-0.005	0.013	1.025	0.0788	0.0875	0.335	87.1	0.033	2.95	72.1	3.12
C617	0.202	7.29	0.975	1.19	11.35	<0.005	0.029	0.67	0.445	0.0556	0.652	122.5	0.048	7.74	54.3	5.75
C405	0.199	1.41	0.125	0.54	3.21	<0.005	0.007	1.625	0.0076	0.0597	0.371	23.4	0.242	3.04	33.7	0.9
B017	0.269	3.16	0.424	0.95	6.03	-0.005	0.015	1.125	0.07	0.119	0.459	54.7	0.047	4.13	51.2	0.82
C183	0.164	1.3	0.035	0.93	5.33	-0.005	0.005	1.39	0.0127	0.0908	0.462	24.7	0.368	2.81	23.8	0.16
C433	0.305	1.365	0.278	0.67	2.1	<0.005	0.005	2.12	0.0069	0.117	0.389	25.6	0.321	3.29	58.4	2.58
B029	0.849	5.1	0.354	0.87	5.84	0.021	0.009	2.46	0.144	0.347	0.534	61.3	0.075	4.08	39	4.41
C386	0.195	0.742	0.032	0.65	3.01	<0.005	0.004	1.035	0.0119	0.106	0.269	17.35	0.113	2.43	22.1	0.11
C115	0.15	1.91	0.16	0.85	2.14	<0.005	0.007	3.73	0.0032	0.1125	0.37	34.8	0.484	2.69	35.2	2.23
B125-A	0.229	4.58	0.62	0.51	4.66	-0.005	0.016	1.625	0.068	0.0971	0.642	55.9	0.03	6.36	62.5	4.22
B148	0.25	4.91	0.319	0.54	5.58	-0.005	0.016	1.11	0.0734	0.0709	0.557	50.7	0.021	4.98	65.1	1.4
C058	0.225	1.445	0.176	0.96	2.76	-0.005	0.008	2.99	0.0042	0.112	0.267	27.9	0.328	2.22	25.5	1.14
C346	0.258	2.87	0.126	0.7	8.26	<0.005	0.012	1.69	0.0251	0.0702	0.588	38.7	0.178	11.65	37.5	0.39
C238	0.518	0.337	0.088	2.76	1.56	<0.005	0.004	1.445	0.0138	0.042	0.322	8.65	0.374	3.96	8.1	0.78
N047	0.147	2.99	0.34	0.38	1.96	-0.005	0.019	2.61	0.0009	0.1145	0.335	31	0.031	3.11	105	3.07
N227	0.109	2.2	0.389	0.6	2.33	-0.005	0.013	2.64	0.0041	0.1305	0.394	32.4	0.045	2.96	98.5	3.53
C649	0.226	3.61	0.654	0.91	3.79	0.006	0.018	1.415	0.1445	0.121	0.522	64.9	0.136	4.43	64.7	0.96
N014	0.22	1.95	0.564	0.56	1.88	-0.005	0.031	3.06	0.0029	0.103	0.336	29.6	0.049	2.41	30.6	2.68
N226	0.179	1.71	0.465	0.76	1.48	-0.005	0.022	1.885	0.0182	0.123	0.403	42.3	0.034	2.01	48.9	2.36
B075-A	0.701	11.15	0.335	0.78	14.3	-0.005	0.016	1.71	0.315	0.0915	0.452	112.5	0.134	10.7	71.1	10.9
C643	0.268	2.7	0.592	0.87	4.6	<0.005	0.015	1.215	0.0461	0.0988	0.635	62	0.065	4.33	44.8	3.48
N139	0.152	3.07	0.427	0.48	2.48	-0.005	0.018	3.02	0.0054	0.1035	0.376	37.3	0.04	2.26	79	4.96
C564	0.198	4.81	0.469	0.87	7.41	<0.005	0.017	1.73	0.0486	0.1125	0.507	79.5	0.021	4.59	59.2	6.25
C539	0.179	3.35	0.504	0.73	6.25	<0.005	0.013	1.095	0.1025	0.0877	0.554	69.3	0.04	4.15	87.4	4.64
C136	0.211	3.12	0.28	0.57	7.55	<0.005	0.016	2.44	0.0332	0.0564	0.512	43.3	0.093	3.54	60.9	6.08
B038	0.242	3.95	0.393	0.69	11.65	<0.005	0.015	1.195	0.0948	0.0969	0.742	55.9	0.043	4.34	44.9	1.89
N120	0.484	6.48	0.297	0.55	4.46	-0.005	0.015	1.905	0.0284	0.0916	0.373	77.5	0.024	4.91	54.2	2.81
B021	0.239	5.12	0.509	1.16	6.42	<0.005	0.013	1.055	0.0869	0.1575	0.728	84.4	0.027	4.85	63.9	1.68
C292	0.194	2.21	0.481	1.25	5.56	-0.005	0.013	3.1	0.0278	0.134	0.673	39.7	0.223	4.14	124	7.86
B016	0.253	4.09	0.504	0.97	4.84	-0.005	0.013	1.43	0.058	0.165	0.715	53.8	0.044	4.19	72.1	0.92
C118	0.181	0.614	0.051	1.03	1.84	-0.005	0.004	1.78	0.0025	0.0843	0.206	26.8	0.932	3.43	25.2	0.29
C527	0.222	2.82	0.932	0.53	6.08	0.005	0.015	2.42	0.0672	0.0732	0.574	42.6	0.094	3.29	68.9	13.1
C256	0.273	2.7	0.216	0.47	3.93	-0.005	0.014	3.07	0.0382	0.0821	0.492	33.1	0.124	2.97	55.5	3.73
C085	0.218	1.955	0.216	1.06	2.76	<0.005	0.01	3.08	0.0068	0.122	0.406	44.7	0.387	3.02	42	2.17
C568	0.117	2.92	0.099	0.75	9	<0.005	0.006	1.89	0.0764	0.0815	0.447	44.9	0.009	3.31	31.4	1.88
C545	0.213	2.78	0.532	1.33	6.5	<0.005	0.013	0.85	0.1825	0.115	0.586	88.6	0.037	3.77	79	2.09
C584	0.35	2.07	1.18	2.23	1.66	<0.005	0.015	6.42	0.0135	0.0985	0.721	8.06	0.122	4.64	44.5	8.05
C197	0.192	3.61	0.509	1.09	4.13	<0.005	0.015	2.98	0.0244	0.13	0.645	42.3	0.063	3.74	65.7	7.78
N189	0.119	2.76	0.577	0.39	2.56	-0.005	0.013	2.7	0.0022	0.1015	0.338	38.2	0.034	2.92	64.5	3.35
B015	0.276	5.22	0.602	0.69	10.55	0.007	0.011	2.04	0.117	0.124	0.549	60.8	0.072	4.88	83.1	2.97
B019	0.285	3.55	0.228	0.48	6.61	<0.005	0.013	2.5	0.0803	0.0677	0.668	49	0.027	4.31	55.6	2.74
N185	0.155	1.63	0.358	0.51	18	-0.005	0.021	1.175	0.0086	0.0803	0.616	33.1	0.052	7.46	39.6	1.26
B023	0.21	2.03	0.537	1.01	5.16	<0.005	0.014	0.543	0.0375	0.1365	0.507	50.8	0.035	3.33	47.2	1.22
B110	0.206	2.72	0.245	0.46	3.99	-0.005	0.01	1.52	0.028	0.0826	0.781	39.7	0.017	4.37	43.7	2
C222	0.247	4	0.755	1.04	5.48	<0.005	0.024	2	0.102	0.131	0.772	65.9	0.163	4.07	107	3.01
C529	0.217	3.93	0.522	0.71	8.01	<0.005	0.01	0.889	0.0806	0.109	0.496	75.8	0.035	4.69	75.4	4.47
B193	0.279	3.78	0.495	0.61	3.43	-0.005	0.02	2.16	0.0437	0.0931	0.494	49.8	0.041	3.88	72.3	6.5
B135	0.201	1.35	0.316	0.6	3.33	-0.005	0.014	1.185	0.0142	0.1155	0.459	39.4	0.009	2.77	43	1.34
C583	0.379	3.05	1.045	1.17	4.62	<0.005	0.014	4.63	0.0602	0.1325	0.649	35.5	0.104	4.07	73.7	11.65
B087	0.19	3.9	0.383	0.74	3.83	-0.005	0.008	1.95	0.0258	0.093	0.383	49	0.027	3.23	73.1	4.7
B206	0.205	1.55	0.293	0.84	4.24	<0.005	0.009	0.968	0.0131	0.1985	0.563	27.1	0.027	4.49	72.4	1.12
C343	0.299	2.87	0.446	0.69	9.7	<0.005	0.011	2.36	0.0263	0.0952	0.439	55.6	0.157	2.93	51	5.5
B030	5.79	5.58	0.301	0.86	19.8	<0.005	0.008	0.576	0.1445	3.22	0.405	86.9	0.022	8.93	62	2.44
N075-A	0.198	3.22	0.351	0.47	9.8	-0.005	0.012	0.78	0.0557	0.0995	0.436	56.5	0.065	4.17	54.9	1.3
B098	0.226	3.7	0.417	0.9	3.89	-0.005	0.011	1.37	0.0488	0.1	0.472	53.8	0.035	4.93	50.9	4.08
C312	0.23	4.94	0.379	0.81	9.82	-0.005	0.014	1.59	0.1685	0.0692	0.795	70	0.093	11.55	46.5	3.97

Appendix 1. Description, localization and analytical data for the soil samples collected during the 2024 exploration campaign conducted by GeoExplore Survey on the Riley Brook property.

Sample_no.	Sb (ppm)	Sc	Se	Sn	Sr	Ta	Te	Th	Ti (wt. %)	Tl (ppm)	U	V	W	Y	Zn	Zr
B246	0.253	4.11	0.212	0.66	8.52	<0.005	0.009	1.945	0.0759	0.124	0.574	50.9	0.037	6.93	42.9	1.8
C595	0.223	4.99	1.055	1.1	14.55	0.008	0.029	0.369	0.462	0.0471	0.547	142	0.071	5.92	46.3	3.64
C019	0.197	1.99	0.3	0.96	5.7	<0.005	0.01	2.01	0.0111	0.1085	0.467	33	0.224	3.48	52.7	1.08
B284	0.138	2.7	0.202	0.56	3.08	-0.005	0.011	2.88	0.044	0.061	0.838	32.6	0.01	5.88	50.9	2.66
B025-A	0.35	3.02	0.623	0.82	9.61	<0.005	0.023	1.09	0.102	0.1015	0.547	54	0.069	3.96	52.9	1.29
N015	0.187	3.23	0.221	1.37	13.2	-0.005	0.02	0.864	0.317	0.0551	0.366	126	0.024	4.95	27.3	4.31
B188	0.261	3.02	0.446	0.79	6.15	-0.005	0.018	2.56	0.0092	0.1445	0.579	43.4	0.048	3.55	69.8	4.25
C147	0.223	0.909	0.027	0.83	4.4	-0.005	0.006	1.845	0.0078	0.0798	0.238	21.5	0.801	2.25	20.2	0.28
B047	0.298	4.23	0.986	0.74	11.95	0.015	0.013	0.791	0.144	0.103	0.531	80.6	0.102	4.35	76.7	4.34
N181	0.224	3.68	0.387	0.39	4.09	-0.005	0.014	1.745	0.0559	0.0815	0.421	61.5	0.044	2.76	68.4	6
B104	0.281	1.575	0.528	1.46	5.24	-0.005	0.018	0.587	0.0218	0.162	0.439	47.9	0.065	3.25	38.7	1.04
N075	0.194	3.08	0.352	0.52	10	-0.005	0.013	0.791	0.0423	0.0932	0.464	58.3	0.049	3.95	55.2	2.47
N018	0.172	6.6	0.55	0.55	6.46	-0.005	0.013	2.32	0.0152	0.0915	0.45	72.4	0.077	4.34	110.5	14.15
B006	0.267	3.26	0.758	0.93	10.05	0.018	0.011	0.859	0.081	0.154	0.589	50.9	0.084	3.69	54.6	1.79
B101	0.21	3.87	0.444	0.79	6.95	-0.005	0.012	1.41	0.1125	0.0902	0.481	64	0.038	4.24	94.4	5.47
B165	0.297	2.93	0.259	0.59	6.27	<0.005	0.012	1.245	0.0431	0.116	0.605	44.4	0.027	4.13	69.8	1.27
C600	0.218	3.89	0.448	1	5.43	0.007	0.014	2.16	0.0772	0.0908	0.615	65.8	0.047	3.87	49	9.37
C254	0.342	4.15	0.288	0.47	6.74	<0.005	0.014	2.59	0.0432	0.0591	0.537	47.5	0.111	4.66	41.3	3.2
C198	0.157	2.71	0.499	1.06	4.2	-0.005	0.015	1.495	0.0295	0.122	0.7	41.5	0.033	2.99	109	3.85
B004	0.247	5.45	0.671	0.79	7.18	0.029	0.011	2.13	0.115	0.111	0.618	59.8	0.089	5.8	93.6	4.77
N052	0.285	5.08	0.254	0.74	5.01	-0.005	0.008	1.55	0.0292	0.11	0.254	87.6	0.015	3.12	89.4	2.14
C159	0.129	1.005	0.046	1.55	4.12	<0.005	0.005	1.73	0.0166	0.0554	0.363	19.4	0.196	4.17	36.3	0.62
C646	0.178	2.61	0.605	1.05	6.96	<0.005	0.017	0.926	0.212	0.0726	0.401	95.7	0.074	2.62	32.6	1.28
N077	0.151	2.29	0.394	0.44	3.8	-0.005	0.015	2.37	0.0036	0.0819	0.313	32.3	0.042	2.61	90.3	3.06
N117	0.142	4.12	0.158	0.38	9.17	-0.005	0.011	0.885	0.0312	0.0471	0.53	43.7	0.019	11	63.3	0.58
C065	0.295	2.68	0.235	0.69	4.13	<0.005	0.01	3.62	0.0027	0.0992	0.331	29.6	0.239	3.59	82.4	3.19
B086	0.252	3.39	0.487	0.48	7.75	-0.005	0.012	0.722	0.077	0.0646	0.524	47.5	0.047	6.25	41.1	2.94
C270	0.191	1.245	0.034	0.63	3.62	<0.005	0.004	1.97	0.0128	0.0624	0.299	23.8	0.593	6.43	19.5	0.16
B161	0.163	5.04	0.116	0.57	16.75	<0.005	0.007	0.936	0.0755	0.0848	0.649	57.1	0.022	7.07	50.4	0.47
B162	0.171	5.03	0.055	0.43	13.5	<0.005	0.006	3.19	0.1265	0.0476	0.518	51.4	0.015	6.22	45	3.66
C153	0.421	0.626	0.045	1.05	1.41	-0.005	0.005	1.515	0.0085	0.0987	0.181	23.8	1.17	1.905	10.8	0.12
N025-A	0.132	2.28	0.341	0.55	2.91	-0.005	0.014	1.815	0.0041	0.143	0.275	37.3	0.017	2.54	61.5	1.46
B075	1.035	18.25	0.382	0.88	25.6	-0.005	0.009	1.57	0.56	0.1145	0.445	161.5	0.166	11.8	70.9	23.3
B025	0.323	2.72	0.509	0.74	8.71	<0.005	0.018	1.135	0.0924	0.0957	0.524	53.9	0.06	3.43	53.7	1.31
C593	0.145	4.73	0.99	0.57	4	0.006	0.021	1.965	0.0827	0.0697	0.642	63.6	0.084	4.93	36.6	15.65
C347	0.172	2.37	0.063	0.59	7.06	<0.005	0.006	1.225	0.0148	0.0605	0.638	29.1	0.145	6.15	34.2	0.25
C590	0.129	2.87	0.355	0.85	4.06	<0.005	0.013	0.953	0.0966	0.0901	0.526	57.2	0.04	4.26	24.7	0.79
N009	0.197	3.69	0.35	0.68	9.27	-0.005	0.019	1.855	0.0139	0.0832	0.404	59.7	0.046	5.62	114.5	2.95
C151	0.203	2.6	0.291	0.7	2.52	<0.005	0.009	4.13	0.0045	0.0863	0.372	31.2	0.331	3.73	55.3	3.22
B292	0.246	2.92	0.878	0.51	7.77	0.016	0.013	0.61	0.053	0.11	0.548	38.9	0.089	7.55	88.6	3.3
B184	0.178	2.77	0.106	0.58	5.67	-0.005	0.007	2.05	0.114	0.0443	0.374	50.3	0.006	2.58	32.3	3.27
C258	0.202	2.45	0.17	0.93	3.04	-0.005	0.007	2.2	0.0046	0.121	0.489	24.4	0.244	6	27.7	2.16
B195	0.259	4.58	0.456	0.69	5.15	-0.005	0.015	1.215	0.171	0.0728	0.564	68.3	0.036	5.93	50.4	7.32
B125	0.155	2.82	0.449	0.88	3.55	-0.005	0.014	0.791	0.0411	0.114	0.489	58	0.018	3.9	38.8	1.06
N085	0.213	3.68	0.417	0.66	11.4	-0.005	0.014	0.945	0.155	0.1265	0.37	83.9	0.069	3.08	143	1.36
C675	0.157	5	0.276	0.67	8.13	<0.005	0.009	2.35	0.1595	0.0578	0.451	64.5	0.022	4.42	49.4	7.54
B085	0.209	3.03	0.207	0.73	8.7	-0.005	0.014	0.794	0.0818	0.0547	0.397	71.6	0.035	5.81	23.5	2.29
B062	0.135	6.53	0.418	0.69	6.09	-0.005	0.014	2.12	0.0453	0.1405	0.531	54.7	0.024	6.09	95.6	4.79
B166	0.317	4.49	0.391	0.46	8.15	<0.005	0.014	1.625	0.131	0.0714	0.659	54.7	0.064	6.25	42.3	2.69
C282	0.237	2.49	0.251	0.8	3.43	-0.005	0.015	2.07	0.0393	0.1405	0.456	35.2	0.168	3.07	32.9	0.66
B296	0.327	5.4	0.95	0.88	7.82	0.007	0.017	0.675	0.138	0.122	0.625	78	0.1	5.18	84.3	2.47
N116	0.094	3.09	0.091	0.28	8.56	-0.005	0.006	2.37	0.045	0.0395	0.43	35.1	0.016	5.99	41.4	0.82
C660-A	0.179	2.1	0.578	0.78	2.38	-0.005	0.017	2.42	0.0196	0.1035	0.491	35.4	0.041	1.995	26.7	7.78
B261	0.144	1.675	0.264	0.81	3.3	<0.005	0.014	0.483	0.0255	0.112	0.661	43.6	0.009	4.02	56.8	0.29
C171	0.238	0.479	0.054	3.28	3.75	<0.005	0.008	1.76	0.1035	0.0578	0.334	30.8	0.092	2.31	11.8	9.54
B073	0.333	5.1	0.395	0.63	8.47	-0.005	0.014	1.7	0.1845	0.0794	0.596	66.7	0.046	5.14	47.6	10.85
C662	0.247	2.33	0.702	1.27	1.88	-0.005	0.008	2.98	0.01	0.103	0.778	17.4	0.082	7.36	121.5	13.2
B111	0.123	0.984	0.162	0.82	2.72	-0.005	0.014	0.403	0.022	0.0952	0.355	48.4	0.012	2.69	30.5	0.25
C536	0.304	1.24	0.23	1.06	2.11	<0.005	0.006	1.055	0.0141	0.0772	0.35	47.1	0.038	2.06	21.9	1.32

Appendix 1. Description, localization and analytical data for the soil samples collected during the 2024 exploration campaign conducted by GeoExplore Survey on the Riley Brook property.

Sample_no.	Sb (ppm)	Sc	Se	Sn	Sr	Ta	Te	Th	Ti (wt. %)	Tl (ppm)	U	V	W	Y	Zn	Zr
B121	0.303	5.12	0.353	0.67	7.21	-0.005	0.016	2.36	0.162	0.0772	0.556	57.3	0.065	4.48	79.5	11.3
N219	0.191	4.46	0.418	1.13	7.63	-0.005	0.026	1.185	0.1315	0.133	0.383	119	0.055	3.63	65	1.26
N012	0.897	11.3	0.513	0.65	3.97	-0.005	0.015	2.04	0.0142	0.659	0.38	120	0.031	6	125	5.77
N154	0.139	2.83	0.415	0.6	3.45	-0.005	0.022	3.1	0.0028	0.0847	0.383	45.3	0.052	3.21	87.6	4.64
B123	0.186	3.53	0.385	0.62	5.98	-0.005	0.012	1.14	0.0568	0.103	0.622	55.3	0.021	6.44	49.8	1.47
C366	0.186	1.225	0.046	0.72	5.01	<0.005	0.003	0.827	0.0165	0.0634	0.36	20.6	0.118	2.25	31	0.23
B144	0.186	3.02	0.341	0.58	5.22	-0.005	0.011	1.98	0.0436	0.0898	0.565	48	0.027	4.33	46.1	2.99
C598	0.186	3.39	0.259	0.51	4.16	<0.005	0.014	2.88	0.0684	0.0715	0.471	40.9	0.055	3.76	40.9	6.98
B197	0.248	4.93	0.543	0.63	5.46	-0.005	0.013	0.917	0.1235	0.0872	0.537	64.8	0.048	7.08	40.9	5.34
B042	0.248	5	0.317	0.75	7.46	0.011	0.009	1.565	0.123	0.102	0.525	57.4	0.065	5.34	92.2	2.28
B220	0.25	4.49	0.526	0.69	6.13	0.018	0.012	1.665	0.141	0.096	0.538	61	0.058	4.58	56.1	3.82
C130	0.199	1.22	0.033	1.08	3.32	-0.005	0.006	1.965	0.0227	0.1065	0.263	18.3	1.61	2.99	22.1	0.25
N143	0.37	5.33	0.409	1.06	6.19	-0.005	0.02	1.89	0.175	0.124	0.464	121.5	0.049	4.76	82	3.16
C678	0.319	4.04	0.651	0.82	5.53	<0.005	0.012	1.645	0.1625	0.0675	0.408	87.6	0.067	3.44	56.3	13.75
C193	0.209	6.28	0.667	0.97	6.67	<0.005	0.024	2.53	0.0903	0.0619	0.64	74.9	0.06	3.81	69.5	23.2
C034	0.301	0.545	0.046	1	2.5	<0.005	0.006	1.585	0.0088	0.1095	0.1925	22.7	0.838	2.5	26.5	0.14
C166	0.194	3.2	0.426	0.83	4.74	<0.005	0.011	1.775	0.0569	0.0978	0.509	49.8	0.124	3.22	85.4	3.35
B100	0.267	3.9	1.045	0.58	7.34	0.005	0.024	1.16	0.1145	0.0765	0.6	59.9	0.073	4.04	58.5	13.15
B035	0.183	3.59	0.263	0.59	14.25	<0.005	0.009	1.51	0.0986	0.0833	0.509	53.4	0.017	4.42	49.8	2
B286	0.151	2.45	0.177	0.46	3.31	<0.005	0.013	2.21	0.0264	0.0663	0.771	30.6	0.021	4.79	37.2	2.07
C367	0.178	1.355	0.036	0.69	6.45	<0.005	0.006	1.225	0.0217	0.0788	0.327	27.4	0.092	2.49	27.5	0.25
C611	0.212	3.11	0.376	0.64	4.49	<0.005	0.014	2.7	0.0413	0.0874	0.521	42.3	0.054	3.67	76.5	6.15
N066	0.248	3.22	0.285	0.65	4.43	-0.005	0.016	1.57	0.0379	0.0656	0.245	77	0.026	2.01	42.1	3.44
N115	0.138	2.65	0.371	0.51	5.16	-0.005	0.021	2.95	0.0024	0.0956	0.353	46.2	0.025	3.63	78.3	2.35
B201	0.281	3.3	0.353	0.61	6.7	-0.005	0.013	1.465	0.078	0.116	0.6	46.6	0.056	4.53	62.2	1.26
C127	0.181	1.575	0.078	0.83	3.64	-0.005	0.007	2.94	0.0073	0.1005	0.344	23.8	0.377	3.74	27.9	0.85
B094	0.318	5.6	0.701	0.7	13.05	-0.005	0.016	1.51	0.224	0.0976	0.508	69.9	0.083	4.73	61.2	7.15
C409	0.364	0.546	0.032	0.95	1.17	<0.005	0.003	1.535	0.0067	0.0945	0.32	12.7	0.142	2.33	9.2	0.25
B260	0.291	2.25	0.403	0.57	5.99	<0.005	0.012	0.659	0.0254	0.0951	0.636	48.1	0.016	4.24	135	0.76
C318	0.256	3.66	0.617	0.74	9.97	0.006	0.015	1.845	0.0486	0.0887	0.636	62.8	0.144	4.6	54.2	8.1
B170	0.23	4.94	0.491	1.05	11	<0.005	0.012	1.77	0.383	0.0864	0.505	111	0.059	4.13	27	3.33
C505	0.241	5.12	0.411	0.55	14.55	<0.005	0.01	1.285	0.163	0.0615	0.482	68.3	0.039	4.09	64.2	6.75
C671	0.25	1.49	0.744	0.88	3.6	<0.005	0.016	0.87	0.0339	0.125	0.548	35.5	0.072	3.07	53.3	1.73
N108	0.14	4.05	0.372	0.44	5.68	-0.005	0.009	2.01	0.0709	0.0679	0.381	60.5	0.023	3.93	61.7	6.64
B043	0.184	3.19	0.529	0.7	5.93	0.008	0.01	0.867	0.1	0.087	0.529	56.1	0.055	3.27	67.2	1.59
N118	0.157	4.62	0.341	0.57	5.77	-0.005	0.018	2.4	0.1115	0.0823	0.408	76.3	0.04	4.88	62.4	5.34
C660	0.157	2.14	0.53	0.83	2.26	-0.005	0.012	1.77	0.0175	0.102	0.497	38.1	0.032	2.05	23.8	4.45
C157	0.196	0.497	0.077	2.25	2.54	<0.005	0.006	1.785	0.0058	0.0751	0.31	13.85	0.775	3.77	21.7	1.07
C363	0.231	3.24	0.499	0.68	8.48	-0.005	0.01	1.58	0.109	0.119	0.374	59.2	0.055	3.89	80.2	8.15
B070	0.254	4.2	0.528	0.91	7.8	0.017	0.008	1.29	0.251	0.073	0.488	100	0.044	3.78	19.2	7.32
C669	0.128	1.115	0.309	0.75	5.38	<0.005	0.007	0.357	0.0463	0.0802	0.443	40.5	0.02	2.38	29.6	0.55
N168	0.159	4.18	0.448	0.58	5.36	-0.005	0.016	1.155	0.0834	0.0915	0.364	71	0.022	4.4	88.7	3.52
C221	0.158	2.37	0.301	1.22	2.27	<0.005	0.013	2.64	0.017	0.0936	0.667	30.8	0.087	3.75	59.1	6.31
B149	0.198	4.75	0.3	0.66	4.4	-0.005	0.014	1.86	0.0569	0.0835	0.515	56.7	0.015	3.36	41.5	3.64
B010	0.496	5.66	0.527	0.71	8.47	<0.005	0.015	1.895	0.1565	0.1915	0.54	69.7	0.055	4.99	75.6	8.9
B172	0.206	5.46	0.51	0.75	7.89	<0.005	0.011	1.755	0.2	0.103	0.615	67.4	0.068	6.02	51.8	3.7
B145	0.205	4.24	0.357	0.9	7.03	-0.005	0.011	1.64	0.0958	0.1175	0.597	69.3	0.021	4.33	70	2.69
N100	0.174	2.61	0.343	0.78	10.4	-0.005	0.013	1.255	0.0588	0.056	0.293	62.7	0.062	2.85	67.9	7.74
N172	0.186	6.26	0.293	0.59	8.47	-0.005	0.01	2.15	0.1195	0.0813	0.422	83.4	0.039	4.57	66.4	5.96
N162	0.155	2.22	0.586	0.41	3.57	-0.005	0.01	2.57	0.0078	0.0947	0.327	25.2	0.044	1.91	75.9	2.28
N074	0.248	5	0.341	0.53	10.3	-0.005	0.015	1.23	0.118	0.0652	0.449	85.3	0.029	4.22	53.8	4.26
C148	0.3	0.767	0.035	0.79	3.23	-0.005	0.005	3.11	0.0052	0.0628	0.234	20.9	1.225	2.79	8.7	0.43
B168	0.238	12.6	0.243	0.41	17.8	<0.005	0.009	1.745	0.1185	0.0826	0.61	59.9	0.046	20.2	42.5	1.66
C582	0.197	3.12	0.447	0.68	4.84	<0.005	0.01	1.695	0.0655	0.1125	0.559	45.5	0.048	3.7	77.9	3.47
N132	0.126	4.06	0.286	0.42	3.46	-0.005	0.009	2.55	0.0407	0.0653	0.342	49.7	0.024	4.3	44.4	2.79
C368	0.311	0.335	0.033	0.61	2.37	<0.005	0.004	0.39	0.012	0.0507	0.281	15.3	0.164	1.715	8.2	0.07

Appendix 1. Description, localization and analytical data for the soil samples collected during the 2024 exploration campaign conducted by GeoExplore Survey on the Riley Brook property.

Sample_no.	Sb (ppm)	Sc	Se	Sn	Sr	Ta	Te	Th	Ti (wt. %)	Tl (ppm)	U	V	W	Y	Zn	Zr
B209	0.162	3.3	0.054	0.49	13.1	<0.005	0.008	1.56	0.0541	0.0574	0.553	40.8	0.007	5.1	45.1	0.88
B119	0.256	8.78	0.381	1.36	9.41	-0.005	0.011	2.41	0.247	0.0781	0.594	80	0.034	6.43	72.3	17.4
C533	0.225	6.79	1.215	0.61	4.79	<0.005	0.014	2.01	0.0952	0.0777	0.657	63.3	0.098	6.2	60.9	17.4
C672	0.182	2.99	0.171	0.77	10.15	<0.005	0.008	1.36	0.1055	0.0568	0.412	56.4	0.037	4.22	57.7	2.43
C128	0.126	1.12	0.079	1.28	3.34	-0.005	0.005	1.79	0.0196	0.0996	0.36	16.3	0.83	3.43	20.6	0.31
N192	0.146	3.88	0.27	0.51	2.98	-0.005	0.015	1.88	0.0578	0.0899	0.423	62.4	0.038	3.99	59.7	2.25
B048	1.795	4.94	0.264	0.96	7.18	-0.005	0.008	1.48	0.235	0.795	0.352	102.5	0.004	3.21	62.4	6.22
N037	0.503	6.78	0.273	0.71	4.21	-0.005	0.01	1.125	0.0463	0.0867	0.348	98.3	0.027	5.15	92	1.56
C620 -A	0.154	5.02	0.79	0.72	6.37	<0.005	0.016	0.936	0.1335	0.052	0.27	85.2	0.033	5.02	54.1	8.28
C658	0.175	2.68	0.222	0.53	3.76	-0.005	0.009	2.2	0.0486	0.0809	0.393	41.6	0.037	3.14	41.6	2.98
C631	0.137	1.255	0.336	0.89	2.29	<0.005	0.013	1.28	0.0121	0.0657	0.336	42.5	0.018	1.44	21.1	2.22
N205	0.217	3.82	0.283	0.36	5.95	-0.005	0.013	3.01	0.0177	0.0726	0.365	48.2	0.035	3.12	72.9	6.05
C566	0.195	3.27	0.899	0.79	10.95	<0.005	0.014	0.132	0.1465	0.0749	0.311	72.3	0.056	5.93	72.7	0.65
B196	0.259	3.56	0.408	0.47	4	-0.005	0.014	1.52	0.0831	0.0742	0.465	47.5	0.053	3.42	77.9	7.31
N082	0.506	5.8	0.378	0.72	5.46	-0.005	0.008	1.59	0.0353	0.141	0.355	78.7	0.026	4.3	153	4.35
C679	0.308	5.41	0.777	0.83	6.68	0.005	0.015	1.165	0.382	0.0736	0.393	109	0.134	4.24	67.6	5.85
C641	0.287	3.04	0.808	1.05	3	<0.005	0.013	3.57	0.0123	0.113	0.597	26.4	0.054	5.12	125.5	14.75
C625	0.11	3.27	0.399	0.65	2.36	<0.005	0.009	2.68	0.0103	0.0709	0.345	35.6	0.048	3.19	30.2	6.19
N176	0.157	2.23	0.368	0.47	1.93	-0.005	0.013	2.76	0.0019	0.1215	0.285	31.7	0.033	1.89	89.9	2.47
N106	0.191	2.83	0.36	0.4	5.34	-0.005	0.007	1.26	0.0732	0.0696	0.342	45.6	0.051	2.84	63.8	2.34
N196	0.225	5.9	0.193	0.5	3.74	-0.005	0.011	1.935	0.0513	0.0703	0.328	89.7	0.032	4.4	51.7	1.67
B259	0.111	1.32	0.248	0.42	2.55	<0.005	0.01	0.805	0.0145	0.0887	0.578	26.6	0.015	3.78	47.8	0.53
B039	0.231	4.96	0.394	0.62	9.98	0.019	0.01	1.88	0.138	0.086	0.402	48.8	0.08	4.11	69.4	5.85
B153	0.212	4.22	0.302	0.83	10.8	<0.005	0.015	1.055	0.156	0.0994	0.525	78.7	0.041	12.9	49.4	1.5
N142	0.146	3.67	0.47	0.55	6.49	-0.005	0.012	1.955	0.0254	0.0985	0.339	59	0.044	2.86	90.2	8.27
N214	0.273	5.3	0.633	0.91	6.48	-0.005	0.02	0.933	0.208	0.0807	0.487	133.5	0.036	5.78	49.5	3.27
B194	0.225	4.22	0.373	0.66	5.74	-0.005	0.012	1.39	0.146	0.0831	0.436	69.5	0.023	4.26	72.9	7.16
C620	0.129	4.55	0.753	0.82	6.37	<0.005	0.015	0.872	0.1465	0.0437	0.283	104	0.029	4.33	50.9	5.83
N023	0.179	2.99	0.457	0.47	2.6	-0.005	0.012	2.79	0.0031	0.1445	0.373	34.4	0.038	2.54	98.4	3.91
B071	0.4	3.96	0.464	0.67	7.67	<0.005	0.015	1.755	0.174	0.0958	0.536	61.8	0.068	4.21	64.2	4.47
B175	0.285	7.22	0.369	0.49	9.29	-0.005	0.01	1.44	0.1645	0.0546	0.534	65.3	0.02	6.61	48.3	4.72
B175-B	0.289	8.27	0.32	0.49	8.92	-0.005	0.013	1.57	0.1615	0.0571	0.545	61.4	0.025	6.46	47.3	4.5
C591	0.16	2.99	0.571	0.57	7.61	<0.005	0.016	1.48	0.0636	0.0739	0.484	51.2	0.071	2.99	52	7.51
B142	0.204	3.25	0.431	0.42	5.15	-0.005	0.012	2.2	0.046	0.0858	0.468	36.1	0.034	3.42	61.3	7.86
B141	0.209	2.87	0.431	0.52	4.25	-0.005	0.014	1.77	0.0714	0.0981	0.495	44.3	0.036	4.13	54.2	4.53
N020	0.096	1.185	0.178	0.63	1.94	-0.005	0.015	0.572	0.0071	0.0972	0.25	33.5	0.035	2.35	41.1	0.79
C653	0.157	4.47	0.697	0.73	4.16	0.007	0.011	1.395	0.1005	0.078	0.483	63.2	0.059	3.57	94.4	11
N135	0.127	2.79	0.402	0.41	1.89	-0.005	0.013	3.5	0.0016	0.0873	0.345	27.4	0.038	2.83	105.5	3.53
N167	0.19	5.01	0.444	0.55	4.04	-0.005	0.015	1.33	0.107	0.082	0.504	76.2	0.039	5.81	45.5	3.12
B001	0.241	4.45	0.246	0.55	8.32	<0.005	0.01	2.41	0.122	0.0557	0.43	57.9	0.061	5.4	41.3	2.64
N086	0.209	2.62	0.105	0.99	6.04	-0.005	0.006	1.115	0.102	0.0743	0.311	80.1	0.008	2.73	25.1	1.82
C655	0.144	4.39	0.407	0.64	6.52	<0.005	0.011	1.46	0.151	0.0861	0.457	71.5	0.027	4.42	59.8	6.83
B152	0.267	8.43	0.368	0.56	8.46	-0.005	0.013	1.205	0.1445	0.0558	0.551	71.1	0.038	7.54	37.5	9.72
C033	0.129	1.29	0.028	0.79	2.28	<0.005	0.004	3.48	0.0219	0.0961	0.25	20.2	0.448	2.63	21.1	0.54
B151	0.237	10.6	0.612	0.83	26	-0.005	0.022	0.829	0.268	0.0481	0.622	125	0.052	16.25	60.6	7.58
C659	0.167	2.14	0.634	0.73	3.3	-0.005	0.009	1.615	0.0216	0.1195	0.534	34.1	0.039	2.78	65.1	4.53
B164	0.201	3.13	0.371	0.55	8.8	<0.005	0.011	1.305	0.0737	0.0947	0.519	47	0.051	4.64	52.5	1.06
N206	0.264	4.5	0.587	0.45	3.02	-0.005	0.018	2.83	0.0151	0.0891	0.44	52.4	0.039	4.4	61.8	5.7
C219	0.187	0.331	0.039	1.45	1.95	<0.005	0.006	0.712	0.0081	0.0549	0.237	12.7	0.211	1.8	7.2	0.06
N215	0.319	5.47	0.462	1.11	13.85	0.005	0.019	1.665	0.392	0.0845	0.413	162.5	0.062	3.03	66.8	7.04
B020	0.171	3.33	0.23	0.5	5.24	<0.005	0.007	2.37	0.065	0.0692	0.471	40	0.037	3.26	66.1	3.57
C066	0.21	2.02	0.164	0.66	2.26	<0.005	0.011	3.04	0.0025	0.0971	0.304	27.3	0.103	3.24	38.4	1.89
B173	0.219	6.01	0.436	0.52	5.25	-0.005	0.012	1.205	0.1185	0.0694	0.465	55.7	0.037	3.93	42.6	7.42
C580-A	0.301	1.15	0.255	1.42	2.35	<0.005	0.015	0.641	0.0472	0.0834	0.304	29.6	0.02	1.855	10.4	0.5
C257	0.45	2.83	0.463	0.7	8.68	-0.005	0.013	1.225	0.0774	0.1265	0.496	47.3	0.232	2.47	90.7	1.22
N193	0.157	4.03	0.344	0.6	3.48	-0.005	0.013	1.005	0.0471	0.0924	0.377	72.6	0.018	4.21	71.7	1.18

Appendix 1. Description, localization and analytical data for the soil samples collected during the 2024 exploration campaign conducted by GeoExplore Survey on the Riley Brook property.

Sample_no.	Sb (ppm)	Sc	Se	Sn	Sr	Ta	Te	Th	Ti (wt. %)	Tl (ppm)	U	V	W	Y	Zn	Zr
N213	0.196	1.365	0.221	0.7	2.13	-0.005	0.017	1.895	0.0103	0.102	0.26	44.2	0.026	2.15	18.9	0.64
N084	0.184	2.36	0.221	0.33	2.98	-0.005	0.013	3.33	0.0062	0.0978	0.378	30.6	0.037	3.35	89.9	3.66
N204	0.268	7.46	0.813	0.42	7.52	-0.005	0.014	2.19	0.0148	0.0994	0.31	78.3	0.035	4.8	65.5	10.45
B150	0.202	5.22	0.529	0.5	6.37	-0.005	0.013	1.28	0.0829	0.0738	0.576	56.6	0.029	4.11	52.3	6.16
N024	0.082	2.88	0.28	0.45	5.12	-0.005	0.013	2.6	0.0013	0.0849	0.535	29.4	0.019	5.21	100	2.5
B285	0.121	1.86	0.115	0.67	3.92	-0.005	0.004	0.74	0.033	0.087	0.579	31.7	0.008	2.77	40.8	0.46
N180	0.134	0.488	0.127	0.46	1.66	-0.005	0.014	0.346	0.0022	0.058	0.182	22.1	0.023	2.32	13.6	0.13
C668	0.144	2.68	0.433	0.62	4.19	<0.005	0.009	1.905	0.0321	0.0905	0.471	46.2	0.029	3.35	84.7	3.76
N030	0.14	3.23	0.268	0.55	4.31	-0.005	0.014	1.835	0.0086	0.0942	0.389	45.5	0.036	3.57	67	4.54
N125	0.102	1.95	0.239	0.66	3.83	-0.005	0.01	2.02	0.0033	0.119	0.3	27.8	0.029	3.03	51.2	1.21
N005	0.285	4.76	0.741	0.78	8.92	-0.005	0.026	0.929	0.0812	0.107	0.437	85.1	0.069	5.04	90.8	1.92
N017	0.169	8.35	0.601	0.89	7.49	0.006	0.015	1.58	0.0743	0.0829	0.606	85.3	0.068	9.59	74.5	11.1
N095	0.141	2.12	0.249	0.52	5.37	-0.005	0.018	1.775	0.0029	0.103	0.235	29.3	0.036	2.43	64	1.19
N097	0.186	3.57	0.272	0.76	5.68	-0.005	0.011	1.325	0.0883	0.0845	0.341	77.4	0.028	2.98	51.9	2.28
C569	0.135	1.775	0.175	0.88	3.05	<0.005	0.009	1.265	0.0359	0.0743	0.364	49	0.016	2.57	13	0.99
B018	0.207	5.12	0.445	0.64	8.56	<0.005	0.008	1.405	0.1225	0.0769	0.632	57.5	0.043	4.75	65	2.64
C287	0.165	3.53	0.501	0.62	8.23	-0.005	0.012	1.675	0.0628	0.0667	0.489	56.1	0.135	3.86	58.6	9.02
B169	0.243	4.15	0.335	0.48	9.74	<0.005	0.009	1.34	0.1355	0.0791	0.518	55.1	0.062	5.24	53.3	2.57
N170	0.118	4.13	0.402	0.57	3.42	-0.005	0.011	0.883	0.0735	0.101	0.44	70.3	0.032	4.87	73.3	1.7
B115	0.13	1.06	0.121	1.42	1.58	-0.005	0.012	0.167	0.0231	0.0711	0.359	19.15	0.022	2.14	6.8	0.13
N001	0.236	2.7	0.227	0.42	3.98	-0.005	0.015	2.55	0.002	0.0961	0.303	32.7	0.022	2.96	81.8	2.13
N146	0.413	7.89	0.691	0.94	8.51	-0.005	0.027	1.005	0.502	0.0807	0.686	120.5	0.08	8.46	74	5.86
C212	0.24	1.895	0.452	0.72	4.9	<0.005	0.013	2.86	0.0075	0.1135	0.352	25.9	0.416	3.75	68.1	1.95
C317	0.288	3.21	0.26	0.57	9.91	<0.005	0.01	1.39	0.0534	0.0657	0.412	55.7	0.072	3.1	42.5	4.7
B143	0.189	4.23	0.337	0.89	7.48	-0.005	0.011	2.12	0.314	0.108	0.496	98.7	0.012	4.45	62.7	14.7
N109	0.244	7.15	0.608	0.67	6.42	-0.005	0.011	0.93	0.0629	0.145	0.337	125	0.022	4.88	114.5	4.27
C126	0.23	1.315	0.039	1.55	7.44	0.013	0.01	2.68	0.0576	0.0999	0.281	31.1	1.775	3.43	26.8	0.15
B235	0.147	0.948	0.168	0.57	4.38	-0.005	0.011	0.295	0.0201	0.068	0.437	27	0.008	3.67	24.4	0.2
B154	0.187	5.96	0.559	0.61	5.61	<0.005	0.009	1.69	0.128	0.138	0.594	50.1	0.084	6.88	59.9	2.86
B255	0.321	0.719	0.105	1.82	1.75	<0.005	0.012	1.325	0.0182	0.1955	0.38	16.1	0.174	4.05	20.2	0.63
C573	0.156	2.71	0.473	0.66	4.8	<0.005	0.01	2.1	0.0474	0.0782	0.401	36	0.057	2.28	85.1	7.21
B120	0.252	5.42	0.289	0.76	15.35	-0.005	0.009	1.555	0.173	0.0666	0.493	52.4	0.064	5.39	64.1	7.81
B147	0.181	4.77	0.568	0.57	7.35	-0.005	0.01	1.07	0.1395	0.09	0.556	57.8	0.04	6.58	59.2	7.76
B129	0.141	10.15	0.563	1.08	9.93	-0.005	0.015	1.17	0.452	0.0626	0.452	164	0.011	9.76	61.3	25.3
C656	0.162	5.09	0.718	0.68	9.02	<0.005	0.016	1.59	0.249	0.0821	0.587	67.6	0.117	5.06	53.1	5.15
N008	0.118	4.12	0.259	1.07	11.4	-0.005	0.008	0.898	0.0774	0.0589	0.448	73.1	0.02	5.33	64.9	3.17
B036	0.165	2.52	0.292	0.96	6.08	<0.005	0.013	0.969	0.0621	0.131	0.536	49.4	0.017	2.61	38.6	0.77
C645	0.153	3.1	0.375	0.58	4.56	<0.005	0.01	2.04	0.0807	0.0625	0.376	51.9	0.016	2.71	40.2	9.51
C648	0.128	3.82	0.673	0.61	4.96	<0.005	0.012	1.465	0.136	0.0487	0.465	60.7	0.042	3.7	72.1	4.5
B002	0.203	4.29	0.551	0.82	7.58	<0.005	0.008	1.775	0.0796	0.1185	0.471	55	0.078	4.35	67.3	2.46
B244	0.168	8.39	1.2	0.71	5.49	0.06	0.008	1.07	0.205	0.096	0.698	65.6	0.07	8.24	30.1	10.7
N228	0.148	2.74	0.371	0.49	2.75	-0.005	0.011	2.14	0.004	0.1065	0.301	43.9	0.024	2.45	52.3	2.92
N071	0.136	2.44	0.291	0.37	2.37	-0.005	0.017	3.2	0.0019	0.0998	0.341	25.2	0.023	2.34	52.6	2.66
C618	0.186	4.59	0.65	0.52	5.28	<0.005	0.014	1.18	0.0597	0.0905	0.42	52.3	0.035	5.24	48.1	6.44
C597	0.144	5.27	0.356	0.56	9.12	<0.005	0.012	1.735	0.179	0.0807	0.452	63.2	0.031	3.71	42.7	8.51
N041	0.138	3.66	0.344	0.43	4.63	-0.005	0.009	1.915	0.093	0.0751	0.374	44.7	0.046	3.71	63.4	18.55
C667	0.094	1.455	0.198	0.6	3.15	<0.005	0.006	1.505	0.0183	0.0917	0.29	29	0.019	2.23	29.2	1.18
N125-A	0.107	1.83	0.301	0.61	3.65	-0.005	0.012	2.02	0.0033	0.119	0.292	29	0.025	2.84	43.5	1.31
N212	0.086	0.83	0.049	0.23	6.76	-0.005	0.01	1.12	0.0054	0.059	0.228	9.75	0.015	2.45	18.6	0.46
B130	0.069	1.3	0.429	0.7	2.04	-0.005	0.005	0.949	0.0119	0.1135	0.373	30.5	0.025	4.2	36.7	1.86
N036	0.276	7.08	0.246	0.7	5.56	-0.005	0.01	1.155	0.1285	0.0602	0.326	103	0.022	5.23	85.4	3.07
B136	0.155	1.635	0.257	0.52	3.53	-0.005	0.01	1.155	0.0272	0.1035	0.458	33.2	0.012	3.1	47.3	1.23
B118	0.211	15.8	0.18	0.97	17.2	-0.005	0.006	1.495	0.355	0.0709	0.556	94.3	0.002	5.58	59.9	17.7
B174	0.184	12.8	0.917	0.59	6.89	-0.005	0.014	0.949	0.216	0.0548	0.478	91.6	0.043	6.27	61.9	23.7

Appendix 1. Description, localization and analytical data for the soil samples collected during the 2024 exploration campaign conducted by GeoExplore Survey on the Riley Brook property.

Sample_no.	Sb (ppm)	Sc	Se	Sn	Sr	Ta	Te	Th	Ti (wt. %)	Tl (ppm)	U	V	W	Y	Zn	Zr
N006	0.175	3.4	0.428	0.54	8.38	-0.005	0.013	1.055	0.059	0.071	0.441	49.7	0.104	3.33	73.6	2.78
C006	0.101	0.658	0.082	0.21	1.83	<0.005	0.004	1.06	0.0053	0.0225	0.136	10.25	0.149	1.335	11.5	1.2
C626	0.268	4.89	1.055	0.72	5.87	<0.005	0.016	0.823	0.113	0.079	0.424	100.5	0.061	3.66	95.8	2.57
N059	0.673	7.8	0.209	0.63	4.33	-0.005	0.005	1.25	0.0118	0.1415	0.213	90.4	0.015	3.48	89.9	4.02
N007	0.129	3.76	0.468	0.6	5.61	-0.005	0.011	1.665	0.0354	0.0809	0.403	47.2	0.056	3.18	98.8	9.27
N169	0.047	1.855	0.084	0.37	2.52	-0.005	0.003	2.42	0.0021	0.0888	0.34	17.95	0.012	3.98	26.9	1.28
C080-B	0.016	1.895	0.013	0.98	43.7	-0.005	-0.003	3.18	0.052	0.06	0.497	57.9	0.136	22.1	30	1.82
N150-B	0.017	2.43	0.021	1.02	68.3	-0.005	-0.003	5.7	0.062	0.066	0.935	66.6	0.067	30.9	37	2.49
B250-B	0.033	2.34	0.021	1.06	57.5	-0.005	-0.003	4.17	0.062	0.07	0.643	64.7	0.062	26.4	35.7	1.98
B050-B	0.035	1.785	0.032	0.66	25.8	0.005	-0.003	3.11	0.055	0.058	0.425	36.1	0.055	17.1	32.2	1.54
N200-B	0.028	2.1	0.023	0.93	45.5	-0.005	-0.003	3.68	0.056	0.061	0.489	60.3	0.052	22.4	33.3	1.34
C560-B	0.01	2.15	0.036	1	48.3	0.005	0.003	3.84	0.061	0.062	0.559	63	0.054	24.9	30.7	1.92
B100-B	0.028	2.31	0.016	1.02	49.8	-0.005	-0.003	3.6	0.059	0.058	0.55	70.5	0.059	26.7	36.4	1.69
C400-B	0.017	1.825	0.013	0.73	34.8	-0.005	0.003	3.47	0.05	0.067	0.43	37.2	0.066	19.1	29.7	1.8
B150-B	0.031	2.27	0.028	0.89	45.9	-0.005	0.003	3.72	0.061	0.068	0.539	59.2	0.085	24.2	35.5	1.21
B200-B	0.02	2.07	0.03	0.98	51.9	-0.005	-0.003	2.95	0.057	0.058	0.549	59.8	0.07	24.5	30.8	1.99
N100-B	0.011	2.05	-0.003	0.94	45.7	-0.005	-0.003	4.1	0.055	0.062	0.547	56.3	0.057	23.8	31.7	2.01
C120-B	0.014	1.875	0.01	0.89	38.5	-0.005	-0.003	3.74	0.055	0.058	0.486	56.9	0.253	21.8	30.5	1.82
C200-B	0.012	1.62	0.015	0.78	44.1	-0.005	0.003	3.76	0.0568	0.0749	0.528	49.9	0.104	23.6	29.4	2.2
C040-B	0.009	1.77	0.018	0.62	32.9	-0.005	-0.003	3.13	0.047	0.063	0.518	33.6	0.05	19.55	27.7	1.52
N050-B	0.017	1.995	0.013	0.75	41	-0.005	-0.003	3.4	0.051	0.059	0.472	48	0.105	21.8	31.3	1.97

Appendix 2

Appendix 2. List of samples collected during the August 2024 exploration campaign performed by Fancamp Exploration with their UTM coordinates.

Sample No	Easting	Northing
J023001	642631	5212604
J023002	637937	5208803
J023003	637528	5209209
J023004	639479	5213651
J023005	639501	5213649
J023006	639548	5213661
J023007	640212	5214202
J023008	638999	5214107
J023009	638745	5214568
J023010	638068	5214577
J023011	638129	5214504
J023012	638017	5214266
J023013	638015	5213799
J023014	638172	5212578
J023015	639389	5211860
J023016	640709	5221563
J023017	640691	5221501
J023018	640691	5222626
J023019	640320	5222698
J023020	640332	5222737
J023021	641776	5211135
J023022	641484	5210551
J023023	641547	5210695
J023024	646034	5211111
J023026	646614	5210899
J023027	646952	5211317
J023028	646499	5210024
J023029	645111	5213128
J023030	645359	5213231
J023031	643023	5224959
J023032	642715	5224206
J023033	644386	5217665
J023034	644524	5217505
J023035	644766	5217422
J023036	644765	5217414
J023037	645232	5217547
J023038	645195	5217708
J023039	645022	5217621
J023040	644666	5217603
J023041	644569	5217597
J023042	644597	5217674
J023043	644960	5217730
J023044	643150	5218628

Sample No	Easting	Northing
J023045	640289	5225899
J023046	645302	5217355
J023047	645302	5217351
J023048	645287	5217346
J023049	645291	5217350
J023051	642583	5216973
J023052	643057	5216810
J023053	643265	5216459
J023054	642738	5216658
J023055	642271	5216446
J023056	642233	5216195
J023057	642091	5216298
J023058	641999	5216581
J023059	642038	5216663
J023060	642181	5216580
J023061	642317	5216626
J023062	642153	5216755
J023063	642367	5216823
J023064	642895	5218011
J023065	643052	5218550
J023066	643073	5218482
J023067	643087	5218566
J023068	642974	5219102
J023070	642858	5219276
J023071	642831	5219280
J023072	642748	5219335
J023073	642686	5219359
J023074	642676	5219361
J023076	642646	5219393
J023077	642610	5219382
J023078	642439	5219715
J023079	642555	5220211
J023080	642836	5220300
J023081	642653	5219724
J023082	643258	5219409
J023083	637838	5209597
J023084	643329	5226127
J023085	647156	5223330
J023086	646913	5223374
J023087	645784	5222259
J023088	646060	5222161
J023089	646005	5221786
J023090	645633	5220987

Appendix 2. List of samples collected during the August 2024 exploration campaign performed by Fancamp Exploration with their UTM coordinates.

Sample No	Easting	Northing
J023091	638515	5211468
J023092	638065	5212686
J023093	638867	5212964
J023094	638065	5212686
J023095	648642	5222343
J023096	648638	5222590
J023097	648785	5223540
J023098	648811	5223752
J023099	648854	5223764
J023101	638684	5228181
J023102	648253	5225494
J023103	648229	5225515
J023104	648185	5225521
J023105	648014	5225712
J023106	648347	5225646
J023107	641775	5227588
J023108	641735	5227441
J023109	640657	5228024
J023110	640342	5227824
J023111	636116	5214491
J023112	635971	5214415
J023113	635427	5214258
J023114	635602	5212945
J023115	636332	5213684
J023116	637681	5208305
J023117	642427	5219510
J023118	641958	5228341
J023119	641960	5228342
J023120	641820	5228356
J023121	647812	5221518
J023122	645035	5212220
J023123	645369	5212535
J023124	645393	5212583
J023126	645520	5212201
J023127	644434	5217714
J023128	644601	5217698
J023129	644617	5217709
J023130	644632	5217715
J023131	644627	5217719
J023132	644749	5217820
J023133	644823	5217924
J023134	644906	5217943
J023135	644992	5217921

Sample No	Easting	Northing
J023136	645079	5217934
J023137	645141	5217918
J023139	640490	5223780
J023140	640633	5223638
J023141	639851	5221789
J023142	639870	5221770
J023143	639919	5222359
J023144	640936	5222080
J023145	640124	5226533
J023146	639852	5226182
J023147	640034	5226054
J023148	640038	5226057
J023149	640234	5225862
J023251	643068	5225263
J023252	643015	5225283
J023253	642543	5225206
J023254	642956	5224840
J023255	642992	5224896
J023256	642702	5224201
J023257	642680	5224188
J023258	642678	5217718
J023259	642607	5217738
J023260	642715	5217735
J023261	639294	5225502
J023262	639662	5225874
J023263	639794	5225842
J023264	639797	5225740
J023265	639796	5225701
J023266	639796	5225701
J023267	639826	5225661
J023268	639954	5225127
J023269	640493	5224535
J023271	640087	5226455
J023272	640036	5226064
J023273	640051	5226044
J023274	640057	5226026
J023276	640294	5225911
J023277	640237	5225859
J023278	640234	5225852
J023279	640244	5225863
J023280	640237	5225859
J023281	640237	5225859
J023282	640237	5225859

Appendix 2. List of samples collected during the August 2024 exploration campaign performed by Fancamp Exploration with their UTM coordinates.

Sample No	Easting	Northing
J023136	645079	5217934
J023137	645141	5217918
J023139	640490	5223780
J023140	640633	5223638
J023141	639851	5221789
J023142	639870	5221770
J023143	639919	5222359
J023144	640936	5222080
J023145	640124	5226533
J023146	639852	5226182
J023147	640034	5226054
J023148	640038	5226057
J023149	640234	5225862
J023251	643068	5225263
J023252	643015	5225283
J023253	642543	5225206
J023254	642956	5224840
J023255	642992	5224896
J023256	642702	5224201
J023257	642680	5224188
J023258	642678	5217718
J023259	642607	5217738
J023260	642715	5217735
J023261	639294	5225502
J023262	639662	5225874
J023263	639794	5225842
J023264	639797	5225740
J023265	639796	5225701
J023266	639796	5225701
J023267	639826	5225661
J023268	639954	5225127
J023269	640493	5224535
J023271	640087	5226455
J023272	640036	5226064
J023273	640051	5226044
J023274	640057	5226026
J023276	640294	5225911
J023277	640237	5225859
J023278	640234	5225852
J023279	640244	5225863
J023280	640237	5225859
J023281	640237	5225859
J023282	640237	5225859

Sample No	Easting	Northing
J023283	640237	5225859
J023284	640237	5225859
J023285	640237	5225859
J023286	640237	5225859
J023287	640237	5225859
J023288	640237	5225859
J023289	640247	5225870
J023290	640254	5225874
J023291	640235	5225866
J023292	640263	5225884
J023293	640260	5225877
J023294	640268	5225885
J023295	640248	5225880
J023296	640289	5225910
J023297	640290	5225915
J023298	640297	5225916
J023299	646199	5211115
J023505	638133	5209728
J023506	640391	5223281
J023507	640609	5223628
J023508	645089	5217446
J023509	644931	5217232
J023551	642220	5217164
J023552	642362	5217246
J023553	642611	5217129
J023554	643244	5216856
J023555	642682	5217244
J023556	643010	5217998
J023557	642364	5212166
J023558	642365	5212167
J023559	642396	5212192
J023560	642432	5212266
J023561	638058	5209708
J023562	637568	5209612
J023563	637882	5210012
J023564	643011	5210671
J023565	643186	5209776
J023566	643774	5212068
J023567	642160	5210781
J023568	643278	5212932
J023569	647430	5224315
J023570	647082	5223771
J023571	647056	5223273

Appendix 2. List of samples collected during the August 2024 exploration campaign performed by Fancamp Exploration with their UTM coordinates.

Sample No	Easting	Northing
J023572	647037	5223303
J023573	646915	5223373
J023574	646889	5223243
J023576	639040	5211529
J023577	648867	5223750
J023578	649498	5225897
J023579	640178	5225942
J023581	644510	5217676
J023582	644522	5217503
J023583	644518	5217495
J023584	644604	5217412
J023585	644773	5217422
J023586	644771	5217483
J023587	645266	5217319
J023588	645086	5217442
J023589	644888	5217283
J023590	644737	5217216
J023591	644524	5217536
J023592	644948	5216887
J023593	645392	5217046
J023601	638882	5228187
J023602	639488	5228516
J023603	640456	5228238
J023604	636313	5214132
J023605	647769	5221421
J023606	637757	5207690
J023607	641980	5210927
J023608	639849	5222073
J023651	649496	5223290
J023652	649852	5224050
J023653	649623	5224156
J023654	649463	5224167
J023655	649269	5225178
J023656	648646	5225859
J023657	649126	5225912

NAD83; Zone 19N

Appendix 2. List of samples collected during the August 2024 exploration campaign performed by Fancamp Exploration with their UTM coordinates.

Sample No	Easting	Northing
J023001	642631	5212604
J023002	637937	5208803
J023003	637528	5209209
J023004	639479	5213651
J023005	639501	5213649
J023006	639548	5213661
J023007	640212	5214202
J023008	638999	5214107
J023009	638745	5214568
J023010	638068	5214577
J023011	638129	5214504
J023012	638017	5214266
J023013	638015	5213799
J023014	638172	5212578
J023015	639389	5211860
J023016	640709	5221563
J023017	640691	5221501
J023018	640691	5222626
J023019	640320	5222698
J023020	640332	5222737
J023021	641776	5211135
J023022	641484	5210551
J023023	641547	5210695
J023024	646034	5211111
J023026	646614	5210899
J023027	646952	5211317
J023028	646499	5210024
J023029	645111	5213128
J023030	645359	5213231
J023031	643023	5224959
J023032	642715	5224206
J023033	644386	5217665
J023034	644524	5217505
J023035	644766	5217422
J023036	644765	5217414
J023037	645232	5217547
J023038	645195	5217708
J023039	645022	5217621
J023040	644666	5217603
J023041	644569	5217597
J023042	644597	5217674
J023043	644960	5217730
J023044	643150	5218628

Sample No	Easting	Northing
J023045	640289	5225899
J023046	645302	5217355
J023047	645302	5217351
J023048	645287	5217346
J023049	645291	5217350
J023051	642583	5216973
J023052	643057	5216810
J023053	643265	5216459
J023054	642738	5216658
J023055	642271	5216446
J023056	642233	5216195
J023057	642091	5216298
J023058	641999	5216581
J023059	642038	5216663
J023060	642181	5216580
J023061	642317	5216626
J023062	642153	5216755
J023063	642367	5216823
J023064	642895	5218011
J023065	643052	5218550
J023066	643073	5218482
J023067	643087	5218566
J023068	642974	5219102
J023070	642858	5219276
J023071	642831	5219280
J023072	642748	5219335
J023073	642686	5219359
J023074	642676	5219361
J023076	642646	5219393
J023077	642610	5219382
J023078	642439	5219715
J023079	642555	5220211
J023080	642836	5220300
J023081	642653	5219724
J023082	643258	5219409
J023083	637838	5209597
J023084	643329	5226127
J023085	647156	5223330
J023086	646913	5223374
J023087	645784	5222259
J023088	646060	5222161
J023089	646005	5221786
J023090	645633	5220987

Appendix 2. List of samples collected during the August 2024 exploration campaign performed by Fancamp Exploration with their UTM coordinates.

Sample No	Easting	Northing
J023091	638515	5211468
J023092	638065	5212686
J023093	638867	5212964
J023094	638065	5212686
J023095	648642	5222343
J023096	648638	5222590
J023097	648785	5223540
J023098	648811	5223752
J023099	648854	5223764
J023101	638684	5228181
J023102	648253	5225494
J023103	648229	5225515
J023104	648185	5225521
J023105	648014	5225712
J023106	648347	5225646
J023107	641775	5227588
J023108	641735	5227441
J023109	640657	5228024
J023110	640342	5227824
J023111	636116	5214491
J023112	635971	5214415
J023113	635427	5214258
J023114	635602	5212945
J023115	636332	5213684
J023116	637681	5208305
J023117	642427	5219510
J023118	641958	5228341
J023119	641960	5228342
J023120	641820	5228356
J023121	647812	5221518
J023122	645035	5212220
J023123	645369	5212535
J023124	645393	5212583
J023126	645520	5212201
J023127	644434	5217714
J023128	644601	5217698
J023129	644617	5217709
J023130	644632	5217715
J023131	644627	5217719
J023132	644749	5217820
J023133	644823	5217924
J023134	644906	5217943
J023135	644992	5217921

Sample No	Easting	Northing
J023136	645079	5217934
J023137	645141	5217918
J023139	640490	5223780
J023140	640633	5223638
J023141	639851	5221789
J023142	639870	5221770
J023143	639919	5222359
J023144	640936	5222080
J023145	640124	5226533
J023146	639852	5226182
J023147	640034	5226054
J023148	640038	5226057
J023149	640234	5225862
J023251	643068	5225263
J023252	643015	5225283
J023253	642543	5225206
J023254	642956	5224840
J023255	642992	5224896
J023256	642702	5224201
J023257	642680	5224188
J023258	642678	5217718
J023259	642607	5217738
J023260	642715	5217735
J023261	639294	5225502
J023262	639662	5225874
J023263	639794	5225842
J023264	639797	5225740
J023265	639796	5225701
J023266	639796	5225701
J023267	639826	5225661
J023268	639954	5225127
J023269	640493	5224535
J023271	640087	5226455
J023272	640036	5226064
J023273	640051	5226044
J023274	640057	5226026
J023276	640294	5225911
J023277	640237	5225859
J023278	640234	5225852
J023279	640244	5225863
J023280	640237	5225859
J023281	640237	5225859
J023282	640237	5225859

Appendix 2. List of samples collected during the August 2024 exploration campaign performed by Fancamp Exploration with their UTM coordinates.

Sample No	Easting	Northing
J023136	645079	5217934
J023137	645141	5217918
J023139	640490	5223780
J023140	640633	5223638
J023141	639851	5221789
J023142	639870	5221770
J023143	639919	5222359
J023144	640936	5222080
J023145	640124	5226533
J023146	639852	5226182
J023147	640034	5226054
J023148	640038	5226057
J023149	640234	5225862
J023251	643068	5225263
J023252	643015	5225283
J023253	642543	5225206
J023254	642956	5224840
J023255	642992	5224896
J023256	642702	5224201
J023257	642680	5224188
J023258	642678	5217718
J023259	642607	5217738
J023260	642715	5217735
J023261	639294	5225502
J023262	639662	5225874
J023263	639794	5225842
J023264	639797	5225740
J023265	639796	5225701
J023266	639796	5225701
J023267	639826	5225661
J023268	639954	5225127
J023269	640493	5224535
J023271	640087	5226455
J023272	640036	5226064
J023273	640051	5226044
J023274	640057	5226026
J023276	640294	5225911
J023277	640237	5225859
J023278	640234	5225852
J023279	640244	5225863
J023280	640237	5225859
J023281	640237	5225859
J023282	640237	5225859
J023283	640237	5225859
J023284	640237	5225859
J023285	640237	5225859
J023286	640237	5225859
J023287	640237	5225859
J023288	640237	5225859
J023289	640247	5225870
J023290	640254	5225874
J023291	640235	5225866
J023292	640263	5225884
J023293	640260	5225877
J023294	640268	5225885
J023295	640248	5225880
J023296	640289	5225910
J023297	640290	5225915
J023298	640297	5225916
J023299	646199	5211115
J023505	638133	5209728
J023506	640391	5223281
J023507	640609	5223628
J023508	645089	5217446
J023509	644931	5217232
J023551	642220	5217164
J023552	642362	5217246
J023553	642611	5217129
J023554	643244	5216856
J023555	642682	5217244
J023556	643010	5217998
J023557	642364	5212166
J023558	642365	5212167
J023559	642396	5212192
J023560	642432	5212266
J023561	638058	5209708
J023562	637568	5209612
J023563	637882	5210012
J023564	643011	5210671
J023565	643186	5209776
J023566	643774	5212068
J023567	642160	5210781
J023568	643278	5212932
J023569	647430	5224315
J023570	647082	5223771
J023571	647056	5223273

Appendix 2. List of samples collected during the August 2024 exploration campaign performed by Fancamp Exploration with their UTM coordinates.

Sample No	Easting	Northing
J023572	647037	5223303
J023573	646915	5223373
J023574	646889	5223243
J023576	639040	5211529
J023577	648867	5223750
J023578	649498	5225897
J023579	640178	5225942
J023581	644510	5217676
J023582	644522	5217503
J023583	644518	5217495
J023584	644604	5217412
J023585	644773	5217422
J023586	644771	5217483
J023587	645266	5217319
J023588	645086	5217442
J023589	644888	5217283
J023590	644737	5217216
J023591	644524	5217536
J023592	644948	5216887
J023593	645392	5217046
J023601	638882	5228187
J023602	639488	5228516
J023603	640456	5228238
J023604	636313	5214132
J023605	647769	5221421
J023606	637757	5207690
J023607	641980	5210927
J023608	639849	5222073
J023651	649496	5223290
J023652	649852	5224050
J023653	649623	5224156
J023654	649463	5224167
J023655	649269	5225178
J023656	648646	5225859
J023657	649126	5225912

NAD83; Zone 19N

Appendix 3

Analyte Symbol	Ag	Cd	Cu	Mn	Mo	Ni	Pb	Zn	Al	As	B	Ba	Be	Bi	Ca	Co	Cr	Fe	Ga	Hg	K	La	Mg
Unit Symbol	ppm	ppm	ppm	ppm	ppm	ppm	ppm	ppm	%	ppm	ppm	ppm	ppm	ppm	%	ppm	ppm	%	ppm	ppm	%	ppm	%
Lower Limit	0.2	0.5	1	5	1	1	2	2	0.01	2	10	10	0.5	2	0.01	1	1	0.01	10	1	0.01	10	0.01
Method Code	AR-ICP	AR-ICP	AR-ICP	AR-ICP	AR-ICP	AR-ICP	AR-ICP	AR-ICP	AR-ICP	AR-ICP	AR-ICP	AR-ICP	AR-ICP	AR-ICP	AR-ICP	AR-ICP	AR-ICP	AR-ICP	AR-ICP	AR-ICP	AR-ICP	AR-ICP	AR-ICP
479651 54069	0.4	< 0.5	57	1660	2	49	185	223	2.15	37	< 10	39	0.7	3	0.10	40	91	6.05	20	< 1	0.09	25	1.49
479652	< 0.2	< 0.5	7	29	22	10	15	5	0.21	48	< 10	58	< 0.5	< 2	0.01	< 1	163	1.51	< 10	< 1	0.15	22	0.02
479653	< 0.2	< 0.5	5	76	22	18	4	6	0.15	< 2	< 10	< 10	< 0.5	213	0.03	1	262	0.40	< 10	< 1	0.04	< 10	0.06
479654	0.3	< 0.5	3	101	22	18	3	12	0.29	< 2	< 10	15	< 0.5	< 2	0.04	1	260	0.53	< 10	< 1	0.09	< 10	0.08
479655	< 0.2	< 0.5	2	57	14	10	26	39	0.48	< 2	< 10	34	0.6	< 2	0.02	< 1	160	1.00	< 10	< 1	0.36	44	0.03
479656	< 0.2	< 0.5	38	982	1	91	< 2	77	2.87	6	< 10	21	< 0.5	< 2	1.57	37	190	6.04	< 10	< 1	< 0.01	< 10	3.21
479657	< 0.2	< 0.5	40	1330	2	83	4	78	3.44	< 2	12	35	< 0.5	< 2	4.35	33	190	6.37	10	< 1	< 0.01	< 10	2.36
479658	0.2	< 0.5	51	133	17	10	7	14	0.58	6	< 10	40	< 0.5	< 2	0.12	2	158	1.44	< 10	< 1	0.25	23	0.18
479659	< 0.2	< 0.5	2	845	7	39	24	55	2.16	2	< 10	58	0.9	< 2	0.57	18	106	3.47	< 10	< 1	0.45	26	0.94
479660	< 0.2	< 0.5	3	542	7	10	4	27	1.07	9	< 10	52	0.6	< 2	0.24	2	83	2.32	< 10	< 1	0.12	59	0.34
479661	< 0.2	< 0.5	101	308	17	8	13	15	0.70	15	< 10	40	< 0.5	< 2	0.06	3	135	2.45	< 10	< 1	0.11	38	0.16
479662	< 0.2	< 0.5	100	268	17	7	16	13	0.65	15	< 10	50	< 0.5	< 2	0.04	< 1	115	2.13	< 10	< 1	0.11	39	0.14
479663	0.3	< 0.5	53	397	12	7	63	40	0.83	42	< 10	54	< 0.5	3	0.01	< 1	119	3.12	10	< 1	0.11	< 10	0.17
479664	< 0.2	< 0.5	3	336	5	60	8	26	2.57	4	15	24	< 0.5	< 2	2.40	12	113	3.04	10	< 1	0.08	13	1.11
479665	< 0.2	< 0.5	27	972	2	115	3	69	3.88	6	12	34	0.6	< 2	2.61	35	198	5.51	10	< 1	0.03	12	3.38
479666	< 0.2	< 0.5	34	1070	10	5	12	69	1.50	30	< 10	41	0.6	< 2	0.08	4	73	4.90	10	< 1	0.12	< 10	0.65
479667	< 0.2	< 0.5	3	443	22	28	< 2	25	0.46	< 2	< 10	12	< 0.5	< 2	0.04	3	286	1.18	< 10	< 1	0.02	< 10	0.33
479668	< 0.2	< 0.5	27	352	10	23	7	74	1.34	< 2	< 10	51	0.6	< 2	0.13	8	130	2.00	< 10	< 1	0.38	18	0.61
479669	0.9	< 0.5	7	31	24	5	38	10	0.36	30	< 10	41	0.6	< 2	< 0.01	< 1	76	2.87	< 10	< 1	0.36	14	< 0.01
479670	< 0.2	< 0.5	6	707	6	5	17	73	1.45	639	< 10	36	< 0.5	3	0.40	12	59	6.79	20	< 1	0.13	28	0.92
479671	0.5	< 0.5	11	882	7	6	26	78	1.55	1250	< 10	26	< 0.5	5	0.36	18	63	8.18	20	< 1	0.11	27	1.03
479672	< 0.2	< 0.5	7	72	18	12	22	21	0.34	54	< 10	57	< 0.5	< 2	0.01	< 1	162	1.28	< 10	< 1	0.30	29	0.06
479673	< 0.2	< 0.5	5	183	14	9	7	21	0.54	20	< 10	50	< 0.5	< 2	< 0.01	< 1	143	1.55	< 10	< 1	0.26	37	0.13
479674	0.3	< 0.5	250	287	10	5	13	43	0.69	11	< 10	52	< 0.5	< 2	< 0.01	< 1	76	2.28	< 10	< 1	0.18	33	0.15
479675	0.3	< 0.5	5	287	13	9	405	133	0.91	96	< 10	58	0.6	< 2	< 0.01	< 1	117	2.35	10	< 1	0.25	46	0.74
479676	< 0.2	< 0.5	58	1170	2	98	2	82	4.77	6	< 10	26	< 0.5	< 2	1.97	44	184	8.13	10	< 1	0.07	< 10	5.03
479677	< 0.2	< 0.5	13	1040	5	53	5	65	1.96	4	< 10	76	0.7	< 2	1.55	12	108	2.83	< 10	< 1	0.40	28	1.11
479678	1.0	< 0.5	14	50	27	10	55	33	0.33	192	< 10	50	< 0.5	< 2	0.04	3	152	1.44	< 10	< 1	0.29	20	0.08
479679	1.4	< 0.5	30	988	5	97	55	77	2.51	470	< 10	22	0.7	< 2	0.44	41	172	6.80	10	< 1	0.28	< 10	2.00

Analyte Symbol	Na	P	S	Sb	Sc	Sr	Ti	Th	Te	Tl	U	V	W	Y	Zr
Unit Symbol	%	%	%	ppm	ppm	ppm	%	ppm	ppm	ppm	ppm	ppm	ppm	ppm	ppm
Lower Limit	0.001	0.001	0.01	2	1	1	0.01	20	1	2	10	1	10	1	1
Method Code	AR-ICP	AR-ICP	AR-ICP	AR-ICP	AR-ICP	AR-ICP	AR-ICP	AR-ICP	AR-ICP	AR-ICP	AR-ICP	AR-ICP	AR-ICP	AR-ICP	AR-ICP
479651 54069	0.070	0.047	1.90	4	7	4	0.01	< 20	< 1	< 2	< 10	81	< 10	13	40
479652	0.097	0.023	0.93	< 2	1	6	< 0.01	< 20	1	< 2	< 10	1	< 10	5	32
479653	0.016	0.005	< 0.01	2	< 1	2	< 0.01	< 20	3	< 2	< 10	13	< 10	2	1
479654	0.028	0.010	< 0.01	2	< 1	3	< 0.01	< 20	1	< 2	< 10	17	< 10	2	3
479655	0.032	0.010	< 0.01	3	< 1	3	0.01	< 20	< 1	< 2	< 10	6	< 10	11	37
479656	0.077	0.096	0.02	5	10	14	0.67	< 20	11	< 2	< 10	138	< 10	17	26
479657	0.050	0.086	< 0.01	3	16	192	0.77	< 20	12	< 2	< 10	200	< 10	19	20
479658	0.066	0.010	0.49	2	< 1	8	0.06	< 20	2	< 2	< 10	5	< 10	9	78
479659	0.039	0.058	0.01	3	7	18	0.28	< 20	5	< 2	< 10	49	< 10	21	12
479660	0.107	0.022	< 0.01	< 2	3	8	0.17	< 20	2	< 2	< 10	25	< 10	44	32
479661	0.106	0.011	0.40	< 2	1	7	0.09	< 20	1	< 2	< 10	7	< 10	23	54
479662	0.099	0.011	0.31	< 2	1	7	0.08	< 20	2	< 2	< 10	8	< 10	22	54
479663	0.102	0.011	0.19	2	< 1	7	< 0.01	< 20	< 1	< 2	< 10	3	< 10	17	69
479664	0.027	0.026	< 0.01	2	8	371	0.31	< 20	6	< 2	< 10	93	< 10	10	20
479665	0.055	0.057	< 0.01	4	12	154	0.61	< 20	9	< 2	< 10	162	< 10	16	26
479666	0.078	0.030	0.98	3	5	7	0.02	< 20	< 1	< 2	< 10	15	< 10	21	38
479667	0.024	0.009	< 0.01	< 2	< 1	2	0.02	< 20	< 1	< 2	< 10	17	< 10	1	3
479668	0.034	0.038	< 0.01	2	2	7	0.03	< 20	< 1	< 2	< 10	20	< 10	11	6
479669	0.018	0.013	0.02	5	< 1	4	< 0.01	< 20	< 1	< 2	< 10	3	< 10	26	46
479670	0.056	0.195	1.59	7	7	4	0.04	< 20	< 1	12	< 10	100	< 10	44	8
479671	0.042	0.176	2.69	11	7	3	0.03	< 20	< 1	23	< 10	93	< 10	43	10
479672	0.028	0.004	0.81	2	1	3	0.01	< 20	< 1	< 2	< 10	6	< 10	31	48
479673	0.036	0.003	0.49	3	2	3	< 0.01	< 20	< 1	< 2	< 10	6	< 10	27	57
479674	0.069	0.004	0.72	3	3	3	< 0.01	< 20	< 1	< 2	< 10	2	< 10	21	61
479675	0.020	0.018	0.98	3	1	5	< 0.01	< 20	< 1	< 2	< 10	17	< 10	21	68
479676	0.028	0.082	0.02	5	17	47	0.75	< 20	10	< 2	< 10	188	< 10	15	36
479677	0.036	0.053	< 0.01	< 2	4	24	0.01	< 20	< 1	< 2	< 10	37	< 10	16	6
479678	0.028	0.020	1.07	6	< 1	10	< 0.01	< 20	< 1	< 2	< 10	5	< 10	10	52
479679	0.017	0.069	1.11	6	13	5	0.27	< 20	4	< 2	< 10	147	< 10	14	9

Analyte Symbol	Ag	Cd	Cu	Mn	Mo	Ni	Pb	Zn	Al	As	B	Ba	Be	Bi	Ca	Co	Cr	Fe	Ga	Hg	K	La	Mg
Unit Symbol	ppm	ppm	ppm	ppm	ppm	ppm	ppm	ppm	%	ppm	ppm	ppm	ppm	ppm	%	ppm	ppm	%	ppm	ppm	%	ppm	%
Lower Limit	0.2	0.5	1	5	1	1	2	2	0.01	2	10	10	0.5	2	0.01	1	1	0.01	10	1	0.01	10	0.01
Method Code	AR-ICP	AR-ICP	AR-ICP	AR-ICP	AR-ICP	AR-ICP	AR-ICP	AR-ICP	AR-ICP	AR-ICP	AR-ICP	AR-ICP	AR-ICP	AR-ICP	AR-ICP	AR-ICP	AR-ICP	AR-ICP	AR-ICP	AR-ICP	AR-ICP	AR-ICP	AR-ICP
OREAS 922 (AQUA REGIA) Meas	1.5	< 0.5	2130	722	< 1	32	59	242	2.48	6		71	0.7	10	0.36	18	40	4.84	< 10		0.39	36	1.22
OREAS 922 (AQUA REGIA) Cert	0.851	0.28	2176	730	0.69	34.3	60	256	2.72	6.12		70	0.65	10.3	0.324	19.4	40.7	5.05	7.62		0.376	32.5	1.33
OREAS 907 (Aqua Regia) Meas	1.3	< 0.5	6550	352	5	9	37	144	1.20	37		240	1.1	20	0.28	46	19	8.55	20		0.33	41	0.23
OREAS 907 (Aqua Regia) Cert	1.30	0.540	6370	330	5.64	4.74	34.1	139	0.945	37.0		225	0.870	22.3	0.280	43.7	8.59	8.18	14.7		0.286	36.1	0.221
OREAS 263 (Aqua Regia) Meas	< 0.2	< 0.5	91	524	< 1	74	37	130	1.81	29		186	1.4	< 2	1.07	33	56	3.95	< 10	< 1	0.34		0.61
OREAS 263 (Aqua Regia) Cert	0.285	0.270	87.0	490	0.570	72.0	34.0	127	1.29	30.8		175	1.22	0.570	1.03	31.0	48.0	3.68	4.92	0.170	0.288		0.593
OREAS 130 (Aqua Regia) Meas	6.2	28.3	232	1630	6	33	1310	> 10000	1.14	205				3	1.69	27	23	7.31	< 10	2	0.50	24	0.90
OREAS 130 (Aqua Regia) Cert	6.27	28.8	226	1630	8.25	35.2	1300	16900	1.10	205				3.05	1.81	27.1	23.2	7.27	4.78	0.670	0.500	26.4	0.892
Oreas 620 (Aqua Regia) Meas	39.7	159	1750	431	9	14	> 5000	> 10000	1.12	47		23	0.6	< 2	1.25	13	17	2.60	< 10	2	0.28	27	0.26
Oreas 620 (Aqua Regia) Cert	38.4	161	1750	414	9	14	7740	31200	1.12	47		450	0.6	2	1.29	12	17	2.58	6	2	0.31	25	0.27
OREAS 609b (Aqua Regia) Meas	26.8	9.1	5280	238	5	8	429	1360	0.90	1550			0.7	111	0.82	5	19	2.57	< 10	< 1	0.31	18	0.08
OREAS 609b (Aqua Regia) Cert	24.4	7.93	4970	210	5.10	7.05	384	1259	1	1460			0.59	109	1	4.75	17.4	2	4.89	0.52	0.279	16.8	0.067
OREAS 45h (Aqua Regia) Meas	0.3		763	291	< 1	400	13	29	5.14	9		243	1.0	7	0.10	78	495	18.8	20	< 1	0.09	< 10	0.18
OREAS 45h (Aqua Regia) Cert	0.092		717	260.000	0.92	348	10.2	27.7	3.89	8.36		271	0.94	0.14	0.106	79	508	18.18	16.1	0.024	0.084	8.91	0.165
OREAS 45h (Aqua Regia) Meas	0.2		750	281	< 1	389	14	28	5.00	7		236	1.0	5	0.10	76	484	18.5	20	< 1	0.09	< 10	0.18
OREAS 45h (Aqua Regia) Cert	0.092		717	260.000	0.92	348	10.2	27.7	3.89	8.36		271	0.94	0.14	0.106	79	508	18.18	16.1	0.024	0.084	8.91	0.165
OREAS 45h (Aqua Regia) Meas	0.2		748	284	< 1	391	13	28	4.97	8		239	1.0	7	0.10	77	480	18.5	20	< 1	0.09	< 10	0.18
OREAS 45h (Aqua Regia) Cert	0.092		717	260.000	0.92	348	10.2	27.7	3.89	8.36		271	0.94	0.14	0.106	79	508	18.18	16.1	0.024	0.084	8.91	0.165
479660 Orig	< 0.2	< 0.5	3	535	6	9	4	28	1.06	9	< 10	53	0.6	< 2	0.24	2	83	2.29	< 10	< 1	0.12	58	0.33
479660 Dup	< 0.2	< 0.5	3	550	7	10	4	27	1.09	10	< 10	52	0.6	< 2	0.24	2	84	2.35	10	< 1	0.12	59	0.34
479670 Orig	< 0.2	< 0.5	6	707	6	5	17	73	1.45	639	< 10	37	< 0.5	3	0.40	11	58	6.80	20	< 1	0.13	28	0.92
479670 Dup	0.2	< 0.5	6	707	6	5	17	72	1.46	638	< 10	35	< 0.5	3	0.40	12	59	6.79	20	< 1	0.13	28	0.92
Method Blank	< 0.2	< 0.5	< 1	< 5	< 1	< 1	< 2	< 2	< 0.01	< 2	< 10	< 10	< 0.5	< 2	< 0.01	< 1	< 1	< 0.01	< 10	< 1	< 0.01	< 10	< 0.01
Method Blank	< 0.2	< 0.5	< 1	< 5	< 1	< 1	< 2	< 2	< 0.01	< 2	< 10	< 10	< 0.5	< 2	< 0.01	< 1	< 1	< 0.01	< 10	< 1	< 0.01	< 10	< 0.01
Method Blank	< 0.2	< 0.5	< 1	< 5	< 1	< 1	< 2	< 2	< 0.01	< 2	< 10	< 10	< 0.5	< 2	< 0.01	< 1	< 1	< 0.01	< 10	< 1	< 0.01	< 10	< 0.01

Analyte Symbol	Na	P	S	Sb	Sc	Sr	Ti	Th	Te	Tl	U	V	W	Y	Zr
Unit Symbol	%	%	%	ppm	ppm	ppm	%	ppm	ppm	ppm	ppm	ppm	ppm	ppm	ppm
Lower Limit	0.001	0.001	0.01	2	1	1	0.01	20	1	2	10	1	10	1	1
Method Code	AR-ICP	AR-ICP	AR-ICP	AR-ICP	AR-ICP	AR-ICP	AR-ICP	AR-ICP	AR-ICP	AR-ICP	AR-ICP	AR-ICP	AR-ICP	AR-ICP	AR-ICP
OREAS 922 (AQUA REGIA) Meas	0.031	0.057	0.36	3	3	15		< 20		< 2	< 10	34	< 10	20	21
OREAS 922 (AQUA REGIA) Cert	0.021	0.063	0.386	0.57	3.15	15.0		14.5		0.14	1.98	29.4	1.12	16.0	22.3
OREAS 907 (Aqua Regia) Meas	0.119	0.023	0.06	6	2	13	0.02	< 20	2	< 2	< 10	7	< 10	8	27
OREAS 907 (Aqua Regia) Cert	0.0860	0.0240	0.0660	2.28	2.16	11.7	0.0170	8.04	0.230	0.120	2.15	5.12	0.980	6.52	43.7
OREAS 263 (Aqua Regia) Meas	0.102	0.042	0.12	10	4	19		< 20	< 1	< 2	< 10	30		14	
OREAS 263 (Aqua Regia) Cert	0.0790	0.0410	0.126	7.37	3.52	16.9		10.6	0.210	0.530	1.28	22.8		12.0	
OREAS 130 (Aqua Regia) Meas		0.083	6.21	6	4	21	0.03	< 20	< 1	< 2	< 10	39	< 10	13	28
OREAS 130 (Aqua Regia) Cert		0.0860	6.02	4.69	3.42	23.2	0.0270	10.3	0.170	5.92	8.36	33.1	1.40	13.0	19.0
Oreas 620 (Aqua Regia) Meas	0.109	0.029	2.47	68		19		< 20		< 2	< 10	9	25	8	65
Oreas 620 (Aqua Regia) Cert	0.117	0.031	2.47	62		20		7		0.5	2.2	7	0.79	7	57
OREAS 609b (Aqua Regia) Meas	0.062	0.023	1.87	145	1	40	0.01	< 20	22	< 2	< 10	8	< 10	6	48
OREAS 609b (Aqua Regia) Cert	0.060	0.021	1.76	134	1.02	36.2	0.009	6.17	21.8	0.91	2.04	5.69	1.81	5.22	34.6
OREAS 45h (Aqua Regia) Meas	0.076	0.018	0.03		50	17	0.14	< 20		< 2	< 10	239		7	19
OREAS 45h (Aqua Regia) Cert	0.036	0.018	0.032		50	15.5	0.116	5.52		0.085	0.92	233		7.24	28.1
OREAS 45h (Aqua Regia) Meas	0.075	0.017	0.03		48	17	0.13	< 20		< 2	< 10	234		7	19
OREAS 45h (Aqua Regia) Cert	0.036	0.018	0.032		50	15.5	0.116	5.52		0.085	0.92	233		7.24	28.1
OREAS 45h (Aqua Regia) Meas	0.074	0.017	0.03		49	17	0.13	< 20		< 2	< 10	234		7	18
OREAS 45h (Aqua Regia) Cert	0.036	0.018	0.032		50	15.5	0.116	5.52		0.085	0.92	233		7.24	28.1
479660 Orig	0.108	0.021	< 0.01	< 2	3	8	0.17	< 20	2	< 2	< 10	24	< 10	44	23
479660 Dup	0.106	0.023	< 0.01	< 2	3	8	0.18	< 20	3	< 2	< 10	25	< 10	45	41
479670 Orig	0.056	0.197	1.59	6	7	4	0.04	< 20	< 1	12	< 10	100	< 10	44	8
479670 Dup	0.057	0.194	1.59	7	7	4	0.04	< 20	< 1	11	< 10	99	< 10	44	8
Method Blank	0.005	< 0.001	< 0.01	< 2	< 1	< 1	< 0.01	< 20	< 1	< 2	< 10	< 1	< 10	< 1	< 1
Method Blank	0.006	< 0.001	< 0.01	< 2	< 1	< 1	< 0.01	< 20	< 1	< 2	< 10	< 1	< 10	< 1	< 1
Method Blank	0.005	< 0.001	< 0.01	< 2	< 1	< 1	< 0.01	< 20	< 1	< 2	< 10	< 1	< 10	< 1	< 1

ALS Canada Ltd.
2103 Dollarton Hwy
North Vancouver BC V7H 0A7
Phone: +1 604 984 0221 Fax: +1 604 984 0218
www.alsglobal.com/geochemistry

To: FANCAMP EXPLORATION LTÉE
340, AVE VICTORIA
WESTMOUNT QC H3Z 2M8

Finalized Date: 6-JUL-2024
Account: FANCAM

CERTIFICATE SD24156024

Project: Riley Brook

This report is for 187 samples of Soil submitted to our lab in Sudbury, ON, Canada on 12-JUN-2024.

The following have access to data associated with this certificate:

FRANCOIS AUCLAIR	CHRISTOPHER GRONDIN	

SAMPLE PREPARATION

ALS CODE	DESCRIPTION
WEI-21	Received Sample Weight
LOG-22	Sample login - Rcd w/o BarCode
SCR-41	Screen to -180um and save both

ANALYTICAL PROCEDURES

ALS CODE	DESCRIPTION	INSTRUMENT
AuME-ST43	25g Super Trace Au + Multi Element PKG	
OA-ELE07	Paste pH	

This is the Final Report and supersedes any preliminary report with this certificate number.Results apply to samples as submitted.All pages of this report have been checked and approved for release.
***** See Appendix Page for comments regarding this certificate *****
Comments: Always send INVCC to Debra Chapman. RD 9/9/2022.2023 price list

Signature:
Saa Traxler, Director, North Vancouver Operations

ALS Canada Ltd.
2103 Dollarton Hwy
North Vancouver BC V7H 0A7
Phone: +1 604 984 0221 Fax: +1 604 984 0218
www.alsglobal.com/geochemistry

To: FANCAMP EXPLORATION LTÉE
340, AVE VICTORIA
WESTMOUNT QC H3Z 2M8

Finalized Date: 6-JUL-2024
Account: FANCAM

Project: Riley Brook

CERTIFICATE OF ANALYSIS SD24156024

Sample Description	Method	WEI-21	OA-ELE07	AuME-ST43	AuME-ST43	AuME-ST43	AuME-ST43	AuME-ST43	AuME-ST43	AuME-ST43	AuME-ST43	AuME-ST43	AuME-ST43	AuME-ST43	AuME-ST43	AuME-ST43
	Analyte	Recvd Wt.	pH	Au	Ag	Al	As	B	Ba	Be	Bi	Ca	Cd	Ce	Co	Cr
	Units	kg	Unity	ppm	ppm	%	ppm	ppm	ppm	ppm	ppm	%	ppm	ppm	ppm	ppm
	LOD	0.02	0.1	0.0001	0.001	0.01	0.01	2	0.05	0.005	0.0005	0.01	0.001	0.001	0.001	0.01
957001		0.26	4.3	0.0002	0.221	3.22	5.46	<2	50.3	0.601	0.244	0.04	0.303	18.35	2.98	60.2
957002		0.25	4.7	0.0006	0.162	5.03	3.33	2	30.9	0.796	0.1560	0.05	0.289	13.35	3.93	61.3
957003		0.57	NSS	NSS	NSS	NSS	NSS	NSS	NSS	NSS	NSS	NSS	NSS	NSS	NSS	NSS
957004		0.33	4.9	0.0001	0.060	3.99	3.31	2	40.5	0.602	0.0845	0.10	0.119	17.85	9.74	63.2
957005		0.41	5.6	0.0001	0.016	2.08	7.21	<2	34.5	1.025	0.1050	0.36	0.093	43.6	15.60	65.3
957006		0.31	4.9	0.0002	0.046	3.55	4.85	2	38.7	1.155	0.1765	0.09	0.202	33.7	9.91	58.6
957007		0.29	4.6	0.0007	0.066	2.63	3.19	2	37.6	0.969	0.240	0.03	0.306	20.8	2.85	25.0
957008		0.31	4.8	<0.0001	0.072	4.13	4.79	2	44.0	0.810	0.1060	0.06	0.451	23.8	9.59	74.4
957009		0.25	4.8	0.0005	0.045	4.02	3.22	2	59.0	0.878	0.1215	0.05	0.878	33.3	4.81	37.3
957010		0.32	4.8	<0.0001	0.137	6.11	2.89	3	44.3	1.745	0.1255	0.05	0.794	34.6	6.56	42.5
957011		0.33	4.6	0.0002	0.067	4.56	3.63	2	42.3	0.709	0.0896	0.09	0.210	24.7	8.00	73.6
957012		0.29	4.6	0.0002	0.049	4.65	3.37	2	34.5	0.662	0.0972	0.05	0.196	25.3	7.48	58.8
957013		0.20	4.7	<0.0001	0.164	3.63	5.53	2	38.0	0.654	0.1240	0.14	0.352	14.25	6.44	95.2
957014		0.31	4.8	0.0001	0.111	3.67	9.04	2	54.9	0.634	0.1110	0.14	0.210	25.9	14.10	77.9
957015		0.35	4.8	0.0007	0.062	3.36	5.48	<2	31.7	0.882	0.1200	0.03	0.170	30.2	8.00	36.9
957016		0.29	4.7	0.0004	0.132	2.71	7.31	<2	25.3	0.674	0.1565	0.05	0.119	28.7	6.15	36.2
957017		0.29	5.0	0.0008	0.053	4.41	4.93	2	61.7	1.105	0.0947	0.10	0.266	41.3	12.15	67.4
957018		0.27	4.5	0.0003	0.089	2.52	2.46	2	53.1	0.615	0.1365	0.12	0.574	13.75	5.70	51.4
957019		0.39	4.6	0.0008	0.054	3.48	2.59	<2	39.3	1.000	0.1330	0.06	0.493	27.3	6.15	48.2
957020		0.31	4.7	0.0044	0.061	3.88	3.18	2	53.0	1.335	0.0902	0.06	0.308	31.6	5.36	31.6
957021		0.29	4.5	0.0004	0.057	3.58	3.84	2	46.3	0.745	0.1415	0.09	0.352	19.05	5.45	52.3
957022		0.28	4.7	0.0006	0.086	3.90	4.34	2	43.8	0.837	0.1270	0.06	0.153	30.0	8.44	54.3
957023		0.34	4.7	0.0003	0.007	1.36	3.35	<2	23.6	0.295	0.0796	0.19	0.050	23.7	9.72	39.7
957024		0.42	4.7	0.0005	0.008	1.38	3.81	<2	24.8	0.277	0.0865	0.21	0.060	23.9	9.53	39.7
957025		0.37	4.8	0.0004	0.090	3.68	2.95	<2	38.5	0.556	0.0897	0.11	0.174	23.0	8.89	69.6
957026		0.28	4.8	0.0006	0.088	3.45	3.27	2	39.3	0.680	0.0888	0.08	0.090	26.2	12.20	63.6
957027		0.30	4.9	0.0004	0.069	3.12	3.24	<2	37.7	0.619	0.1070	0.07	0.109	27.8	9.35	52.9
957028		0.30	4.4	0.0002	0.047	1.63	2.22	<2	17.90	0.228	0.1365	0.03	0.112	20.7	2.04	24.8
957029		0.26	4.6	0.0005	0.120	4.33	3.14	2	42.9	0.696	0.1120	0.16	0.221	13.55	9.89	126.0
957030		0.32	4.5	0.0005	0.129	2.90	1.98	<2	38.5	0.247	0.0987	0.37	0.152	9.37	15.15	99.1
957031		0.29	4.9	0.0011	0.112	7.42	3.49	3	34.5	0.846	0.0717	0.06	0.151	21.7	8.23	101.5
957032		0.28	4.7	0.0005	0.098	4.80	4.19	2	37.7	0.851	0.0682	0.08	0.141	21.4	18.50	76.7
957033		0.37	5.0	0.0027	0.212	2.91	5.09	2	56.4	1.330	0.1135	0.15	0.291	53.0	11.15	55.2
957034		0.36	4.8	0.0015	0.119	3.43	4.24	<2	36.4	0.758	0.1065	0.07	0.158	23.5	10.15	55.4
957035		0.33	4.9	0.0005	0.073	4.33	3.11	2	45.7	0.685	0.0829	0.12	0.204	21.7	12.15	66.5
957036		0.30	4.6	0.0005	0.089	3.12	4.21	2	34.3	0.619	0.1840	0.04	0.194	17.80	3.71	45.2
957037		0.28	4.5	0.0008	0.070	4.61	3.79	2	49.0	0.869	0.0803	0.08	0.305	24.2	8.50	64.4
957038		0.36	4.7	0.0011	0.050	4.48	4.27	2	43.9	1.225	0.1180	0.06	0.213	30.0	8.60	52.4
957039		0.39	4.4	0.0006	0.061	3.44	4.35	2	37.4	1.015	0.1250	0.08	0.301	44.4	10.60	57.1
957040		0.36	4.8	0.0007	0.120	3.69	5.50	2	35.4	1.015	0.1265	0.05	0.324	29.9	7.61	40.5

Comments: Always send INVCC to Debra Chapman. RD 9/9/2022.2023 price list

***** See Appendix Page for comments regarding this certificate *****

ALS Canada Ltd.
2103 Dollarton Hwy
North Vancouver BC V7H 0A7
Phone: +1 604 984 0221 Fax: +1 604 984 0218
www.alsglobal.com/geochemistry

To: FANCAMP EXPLORATION LTÉE
340, AVE VICTORIA
WESTMOUNT QC H3Z 2M8

Project: Riley Brook

CERTIFICATE OF ANALYSIS SD24156024

Sample Description	Method	AuME-ST43	AuME-ST43	AuME-ST43	AuME-ST43	AuME-ST43	AuME-ST43	AuME-ST43	AuME-ST43	AuME-ST43	AuME-ST43	AuME-ST43	AuME-ST43	AuME-ST43	AuME-ST43	AuME-ST43
	Analyte	Cs	Cu	Fe	Ga	Ge	Hf	Hg	In	K	La	Li	Mg	Mn	Mo	Na
	Units	ppm	ppm	%	ppm	ppm	ppm	ppm	ppm	%	ppm	ppm	%	ppm	ppm	%
	LOD	0.001	0.01	0.001	0.004	0.005	0.002	0.002	0.005	0.01	0.002	0.1	0.01	0.1	0.002	0.001
957001		0.620	11.65	7.04	20.0	0.065	0.160	0.189	0.048	0.03	8.60	11.6	0.14	167.5	0.305	<0.001
957002		0.834	9.34	4.85	11.95	0.050	0.226	0.276	0.052	0.03	5.98	17.1	0.15	160.0	0.350	0.002
957003		NSS	NSS	NSS	NSS	NSS	NSS	NSS	NSS	NSS	NSS	NSS	NSS	NSS	NSS	NSS
957004		0.892	11.15	3.21	7.35	0.036	0.174	0.122	0.034	0.02	7.70	25.4	0.53	179.0	0.983	0.003
957005		1.355	11.85	3.03	7.49	0.104	0.030	0.024	0.041	0.06	18.90	22.6	0.92	811	3.01	<0.001
957006		1.870	10.90	3.99	9.50	0.056	0.069	0.110	0.048	0.04	11.45	25.9	0.55	311	0.955	<0.001
957007		2.13	4.17	3.12	13.10	0.047	0.116	0.188	0.076	0.03	8.71	12.6	0.12	451	0.852	0.003
957008		1.030	10.90	3.87	8.04	0.043	0.355	0.155	0.042	0.02	6.78	22.1	0.60	255	0.396	0.003
957009		1.040	8.84	3.63	11.75	0.042	0.203	0.173	0.068	0.03	11.95	18.0	0.29	452	0.642	0.003
957010		1.120	7.05	4.16	10.55	0.052	0.114	0.249	0.085	0.02	15.30	17.0	0.29	609	0.811	0.003
957011		1.075	8.04	5.80	10.90	0.050	0.193	0.128	0.050	0.03	10.80	25.5	0.51	180.0	0.364	0.002
957012		1.455	8.93	3.56	9.66	0.044	0.386	0.170	0.062	0.02	9.64	27.9	0.53	164.5	0.468	0.001
957013		0.742	12.05	8.29	16.95	0.082	0.110	0.222	0.088	0.02	6.53	17.3	0.42	230	0.521	<0.001
957014		1.825	17.10	4.86	11.45	0.051	0.087	0.083	0.046	0.04	9.34	32.0	0.95	324	0.488	0.002
957015		0.985	9.17	2.80	6.56	0.039	0.205	0.121	0.031	0.03	11.30	21.9	0.46	156.5	0.352	0.004
957016		1.335	7.12	4.13	9.87	0.052	0.058	0.120	0.039	0.05	11.90	24.8	0.44	163.0	0.527	0.004
957017		1.075	13.25	3.30	6.22	0.039	0.144	0.116	0.043	0.03	8.40	20.4	0.83	319	0.345	0.003
957018		1.005	7.45	3.90	10.95	0.032	0.039	0.136	0.037	0.03	6.31	10.4	0.33	581	0.445	0.003
957019		1.075	7.72	4.87	15.65	0.055	0.030	0.106	0.074	0.03	13.65	23.9	0.43	399	0.528	0.003
957020		0.739	8.05	3.68	8.56	0.044	0.272	0.139	0.087	0.03	10.85	22.7	0.32	237	0.699	0.004
957021		0.809	6.68	4.89	12.55	0.057	0.114	0.136	0.044	0.02	8.68	15.6	0.32	212	0.373	0.002
957022		1.415	9.62	4.30	8.48	0.070	0.081	0.108	0.044	0.04	15.75	25.6	0.50	201	0.759	0.003
957023		0.529	5.82	2.12	5.43	0.038	0.030	0.012	0.013	0.03	11.75	13.2	0.76	249	0.868	0.004
957024		0.565	5.75	2.16	6.01	0.040	0.028	0.015	0.016	0.03	11.90	13.0	0.72	276	1.045	0.004
957025		1.055	14.40	4.57	8.53	0.044	0.090	0.106	0.034	0.02	8.98	24.5	0.55	202	0.390	0.005
957026		1.135	15.65	3.30	6.77	0.040	0.133	0.089	0.027	0.03	10.25	24.1	0.76	242	0.278	0.004
957027		1.260	14.25	2.94	7.02	0.034	0.110	0.122	0.025	0.02	8.96	17.8	0.47	186.5	0.319	0.003
957028		0.464	3.39	2.53	8.47	0.037	0.034	0.079	0.021	0.01	9.54	9.1	0.09	64.2	0.212	0.001
957029		0.956	15.15	5.03	10.40	0.056	0.129	0.228	0.048	0.02	5.88	21.9	0.55	231	0.359	0.003
957030		0.613	18.55	5.70	14.45	0.042	0.203	0.097	0.030	0.03	3.79	14.1	1.13	527	0.292	0.009
957031		0.876	11.85	4.44	7.32	0.052	0.530	0.239	0.049	0.02	8.17	21.8	0.35	138.5	0.410	0.004
957032		1.070	16.25	4.03	6.83	0.048	0.134	0.131	0.038	0.02	6.99	30.9	0.91	275	0.323	0.003
957033		2.20	12.15	3.76	7.08	0.056	0.041	0.055	0.032	0.04	17.90	26.1	0.72	295	0.448	0.005
957034		1.065	8.77	3.36	6.96	0.039	0.136	0.112	0.033	0.03	9.12	27.3	0.56	217	0.313	0.002
957035		1.010	12.00	4.57	7.86	0.047	0.101	0.126	0.039	0.02	8.81	28.4	0.76	260	0.319	0.003
957036		1.070	4.78	5.85	15.75	0.057	0.181	0.150	0.054	0.03	8.80	20.8	0.21	120.0	0.411	0.003
957037		0.853	10.65	4.03	4.70	0.046	0.383	0.176	0.053	0.03	6.81	26.5	0.50	194.0	0.435	0.002
957038		0.987	8.45	3.10	5.35	0.047	0.333	0.141	0.058	0.03	11.35	26.4	0.50	222	0.482	0.004
957039		0.966	11.60	3.05	5.82	0.055	0.101	0.094	0.048	0.03	12.45	23.8	0.72	291	0.476	0.002
957040		0.903	8.23	3.40	8.51	0.054	0.217	0.111	0.040	0.04	11.35	20.8	0.40	208	0.310	0.003

Comments: Always send INVCC to Debra Chapman. RD 9/9/2022.2023 price list

***** See Appendix Page for comments regarding this certificate *****

ALS Canada Ltd.
2103 Dollarton Hwy
North Vancouver BC V7H 0A7
Phone: +1 604 984 0221 Fax: +1 604 984 0218
www.alsglobal.com/geochemistry

To: FANCAMP EXPLORATION LTÉE
340, AVE VICTORIA
WESTMOUNT QC H3Z 2M8

Finalized Date: 6-JUL-2024
Account: FANCAM

Project: Riley Brook

CERTIFICATE OF ANALYSIS SD24156024

Sample Description	Method	AuME-ST43	AuME-ST43	AuME-ST43	AuME-ST43	AuME-ST43	AuME-ST43	AuME-ST43	AuME-ST43	AuME-ST43	AuME-ST43	AuME-ST43	AuME-ST43	AuME-ST43	AuME-ST43	AuME-ST43
	Analyte	Nb	Ni	P	Pb	Pd	Pt	Rb	Re	S	Sb	Sc	Se	Sn	Sr	Ta
	Units	ppm	ppm	%	ppm	ppm	ppm	ppm	ppm	%	ppm	ppm	ppm	ppm	ppm	ppm
	LOD	0.002	0.02	0.0005	0.005	0.001	0.001	0.005	0.0002	0.002	0.002	0.005	0.002	0.01	0.01	0.005
957001		7.19	13.80	0.1135	17.95	<0.001	<0.001	6.23	0.0005	0.064	0.308	3.30	0.796	1.42	4.09	0.019
957002		3.53	13.50	0.1160	11.05	<0.001	<0.001	7.96	0.0002	0.066	0.257	3.41	1.155	0.97	4.07	0.006
957003		NSS	NSS	NSS	NSS	NSS	NSS	NSS	NSS	NSS	NSS	NSS	NSS	NSS	NSS	NSS
957004		2.01	37.1	0.0616	8.99	<0.001	<0.001	6.40	<0.0002	0.039	0.148	3.39	0.437	0.63	5.12	<0.005
957005		1.015	45.2	0.0271	11.80	<0.001	<0.001	14.65	0.0005	<0.002	0.317	6.25	0.212	0.60	15.40	<0.005
957006		1.775	33.5	0.0658	11.50	<0.001	<0.001	11.80	0.0002	0.032	0.268	3.41	0.629	0.87	6.20	<0.005
957007		1.235	8.23	0.0716	8.49	<0.001	<0.001	11.30	<0.0002	0.041	0.235	1.655	0.645	1.62	3.44	<0.005
957008		2.21	35.9	0.0694	7.91	<0.001	<0.001	7.04	0.0013	0.041	0.218	4.30	0.611	0.64	4.63	<0.005
957009		1.470	17.70	0.0970	7.97	<0.001	<0.001	7.75	0.0008	0.062	0.241	2.21	0.831	0.94	4.35	<0.005
957010		1.565	16.30	0.1315	7.98	<0.001	<0.001	5.48	0.0006	0.091	0.239	2.05	1.275	0.76	3.70	<0.005
957011		2.66	29.5	0.1245	8.10	<0.001	<0.001	8.44	<0.0002	0.051	0.189	4.59	0.853	0.82	6.78	<0.005
957012		2.13	32.3	0.0471	8.07	<0.001	<0.001	7.58	0.0002	0.025	0.216	4.20	0.809	0.87	4.12	<0.005
957013		3.87	17.80	0.1440	8.71	0.001	<0.001	2.71	0.0017	0.063	0.610	5.62	1.080	1.23	8.55	0.006
957014		2.03	34.8	0.0801	9.12	0.001	<0.001	12.05	0.0007	0.016	1.210	5.82	0.401	1.06	10.50	<0.005
957015		3.05	27.7	0.0630	21.4	<0.001	0.001	10.45	<0.0002	0.033	0.512	2.56	0.579	0.73	2.84	0.005
957016		2.47	21.1	0.0449	19.25	<0.001	0.001	12.25	<0.0002	0.029	0.521	2.24	0.525	0.94	3.75	<0.005
957017		1.940	49.7	0.0620	8.10	<0.001	0.002	8.65	<0.0002	0.040	0.218	3.76	0.521	0.66	7.79	<0.005
957018		2.33	14.25	0.0793	7.58	<0.001	0.001	8.85	<0.0002	0.049	0.213	2.78	0.532	1.33	6.50	<0.005
957019		2.14	18.95	0.1085	8.74	<0.001	0.001	7.58	0.0007	0.047	0.245	1.975	0.571	1.22	4.22	<0.005
957020		1.405	21.3	0.1030	8.58	<0.001	0.001	6.68	0.0002	0.063	0.228	1.885	0.732	0.93	4.91	<0.005
957021		2.69	15.65	0.0807	11.00	<0.001	0.001	4.53	<0.0002	0.062	0.367	3.88	0.691	1.02	5.03	<0.005
957022		1.655	30.1	0.0683	9.84	<0.001	0.001	9.40	<0.0002	0.040	0.280	3.33	0.656	0.79	5.02	<0.005
957023		0.711	28.4	0.0130	10.55	0.001	<0.001	6.21	<0.0002	0.004	0.201	2.42	0.065	0.56	8.43	<0.005
957024		0.767	27.5	0.0141	10.80	<0.001	<0.001	6.94	<0.0002	0.006	0.209	2.51	0.072	0.59	9.39	<0.005
957025		2.49	32.5	0.0795	7.64	<0.001	<0.001	7.65	<0.0002	0.040	0.179	3.35	0.504	0.73	6.25	<0.005
957026		1.640	47.4	0.0414	8.63	<0.001	<0.001	11.80	<0.0002	0.023	0.199	3.50	0.345	0.62	5.66	<0.005
957027		1.880	30.3	0.0509	9.07	<0.001	<0.001	7.53	0.0002	0.023	0.273	2.64	0.428	0.86	4.08	<0.005
957028		1.740	5.31	0.0359	6.95	<0.001	<0.001	3.51	<0.0002	0.019	0.304	1.240	0.230	1.06	2.11	<0.005
957029		2.79	38.3	0.1170	8.09	<0.001	0.001	6.94	<0.0002	0.054	0.238	4.55	0.804	1.13	6.47	<0.005
957030		2.37	44.8	0.0680	8.68	<0.001	<0.001	3.86	0.0002	0.050	0.166	3.73	0.282	1.28	12.05	<0.005
957031		2.45	32.4	0.1415	6.39	<0.001	0.001	6.25	0.0006	0.082	0.225	6.79	1.215	0.61	4.79	<0.005
957032		1.865	58.3	0.0724	8.64	<0.001	<0.001	6.15	<0.0002	0.047	0.267	3.87	0.555	0.62	5.51	<0.005
957033		1.300	35.8	0.0555	16.00	<0.001	0.001	10.85	<0.0002	0.024	0.342	3.14	0.235	0.73	9.97	<0.005
957034		2.15	35.1	0.0557	13.20	<0.001	<0.001	8.52	<0.0002	0.037	0.349	2.93	0.431	0.76	6.05	<0.005
957035		2.10	40.4	0.0809	7.49	<0.001	<0.001	7.15	0.0007	0.041	0.217	3.93	0.522	0.71	8.01	<0.005
957036		2.93	12.45	0.0698	15.60	<0.001	<0.001	6.18	<0.0002	0.052	0.331	2.81	0.638	1.36	3.15	<0.005
957037		1.905	35.4	0.0989	7.59	<0.001	0.001	5.84	0.0002	0.071	0.222	2.82	0.932	0.53	6.08	0.005
957038		2.31	33.4	0.0734	13.00	<0.001	<0.001	8.16	<0.0002	0.044	0.349	2.61	0.742	0.79	4.64	<0.005
957039		2.05	37.7	0.0597	13.60	0.002	<0.001	7.92	0.0003	0.029	0.355	2.89	0.473	0.73	5.58	<0.005
957040		2.87	24.6	0.0683	18.80	<0.001	<0.001	9.05	0.0003	0.039	0.458	2.53	0.527	0.83	3.61	0.005

Comments: Always send INVCC to Debra Chapman. RD 9/9/2022.2023 price list

***** See Appendix Page for comments regarding this certificate *****

ALS Canada Ltd.
2103 Dollarton Hwy
North Vancouver BC V7H 0A7
Phone: +1 604 984 0221 Fax: +1 604 984 0218
www.alsglobal.com/geochemistry

To: FANCAMP EXPLORATION LTÉE
340, AVE VICTORIA
WESTMOUNT QC H3Z 2M8

Project: Riley Brook

CERTIFICATE OF ANALYSIS SD24156024

Sample Description	Method	AuME-ST43	AuME-ST43	AuME-ST43	AuME-ST43	AuME-ST43	AuME-ST43	AuME-ST43	AuME-ST43	AuME-ST43	AuME-ST43
	Analyte	Te	Th	Ti	Tl	U	V	W	Y	Zn	Zr
	Units	ppm	ppm	%	ppm	ppm	ppm	ppm	ppm	ppm	ppm
	LOD	0.001	0.0005	0.0001	0.0005	0.0005	0.05	0.001	0.001	0.1	0.01
957001		0.025	3.08	0.216	0.1790	0.891	115.5	0.101	5.06	42.9	7.85
957002		0.017	2.49	0.0763	0.1630	0.864	58.4	0.083	4.20	66.7	7.69
957003		NSS	NSS	NSS	NSS	NSS	NSS	NSS	NSS	NSS	NSS
957004		0.011	1.695	0.0700	0.0939	0.464	48.0	0.044	3.87	58.8	6.48
957005		0.007	2.50	0.1095	0.0887	3.15	47.0	0.127	15.05	49.8	1.34
957006		0.019	1.780	0.0664	0.1155	0.553	56.3	0.079	5.25	56.0	2.76
957007		0.010	2.14	0.0245	0.1220	0.489	28.6	0.054	3.02	72.2	3.41
957008		0.013	2.45	0.0877	0.1110	0.517	62.5	0.056	4.07	125.0	13.05
957009		0.012	1.850	0.0434	0.1205	0.586	34.0	0.057	3.49	84.4	5.43
957010		0.011	0.903	0.0565	0.1165	0.933	35.6	0.074	6.33	90.8	3.39
957011		0.028	2.34	0.1300	0.1110	0.727	79.5	0.093	4.49	64.5	6.03
957012		0.009	4.03	0.0847	0.1145	0.695	43.9	0.077	3.40	56.6	11.55
957013		0.031	1.005	0.481	0.0859	0.661	169.5	0.135	5.90	78.7	5.99
957014		0.014	1.730	0.280	0.1145	0.493	108.5	0.078	4.31	73.4	5.09
957015		0.014	2.33	0.0300	0.1595	0.605	37.8	0.161	3.54	81.2	6.68
957016		0.013	1.950	0.0329	0.1920	0.577	54.3	0.167	2.99	66.0	2.44
957017		0.013	1.605	0.1315	0.0698	0.600	51.1	0.094	4.79	77.9	5.40
957018		0.013	0.850	0.1825	0.1150	0.586	88.6	0.037	3.77	79.0	2.09
957019		0.011	0.501	0.0501	0.1420	0.794	59.6	0.037	5.68	113.5	1.40
957020		0.015	2.46	0.0175	0.0948	0.588	29.4	0.067	3.90	75.3	9.78
957021		0.012	1.135	0.1515	0.1220	0.546	89.7	0.053	4.68	83.4	5.05
957022		0.017	1.540	0.0537	0.1185	0.628	51.5	0.083	5.76	49.0	2.86
957023		0.008	2.03	0.0690	0.0410	0.373	44.0	0.033	3.12	34.5	1.55
957024		0.011	1.965	0.0691	0.0457	0.380	48.0	0.031	3.03	34.6	1.47
957025		0.013	1.095	0.1025	0.0877	0.554	69.3	0.040	4.15	87.4	4.64
957026		0.010	2.33	0.0632	0.0963	0.532	52.0	0.046	3.67	45.1	5.07
957027		0.011	1.735	0.0525	0.0989	0.529	56.8	0.051	3.36	39.1	3.95
957028		0.006	1.055	0.0141	0.0772	0.350	47.1	0.038	2.06	21.9	1.32
957029		0.017	1.710	0.1865	0.0886	0.704	98.1	0.047	4.07	48.6	5.83
957030		0.015	0.716	0.380	0.0459	0.323	131.0	0.005	4.97	41.9	10.75
957031		0.014	2.01	0.0952	0.0777	0.657	63.3	0.098	6.20	60.9	17.40
957032		0.012	1.395	0.0936	0.0842	0.450	55.1	0.094	3.00	54.9	4.80
957033		0.013	1.265	0.0294	0.1030	0.625	60.1	0.062	8.66	83.0	1.46
957034		0.010	1.685	0.0407	0.1090	0.505	51.1	0.081	2.48	77.4	4.41
957035		0.010	0.889	0.0806	0.1090	0.496	75.8	0.035	4.69	75.4	4.47
957036		0.022	1.900	0.0777	0.1465	0.532	91.5	0.045	2.80	55.0	7.22
957037		0.015	2.42	0.0672	0.0732	0.574	42.6	0.094	3.29	68.9	13.10
957038		0.014	3.06	0.0474	0.1120	0.820	42.0	0.072	6.05	119.0	11.70
957039		0.012	1.530	0.0661	0.1070	0.701	47.5	0.073	4.35	92.1	3.84
957040		0.013	2.09	0.0348	0.1695	0.625	48.4	0.097	3.62	88.1	7.02

Comments: Always send INVCC to Debra Chapman. RD 9/9/2022.2023 price list

***** See Appendix Page for comments regarding this certificate *****

ALS Canada Ltd.
2103 Dollarton Hwy
North Vancouver BC V7H 0A7
Phone: +1 604 984 0221 Fax: +1 604 984 0218
www.alsglobal.com/geochemistry

To: FANCAMP EXPLORATION LTÉE
340, AVE VICTORIA
WESTMOUNT QC H3Z 2M8

Finalized Date: 6-JUL-2024
Account: FANCAM

Project: Riley Brook

CERTIFICATE OF ANALYSIS SD24156024

Sample Description	Method Analyte Units LOD	WEI-21 Recvd Wt. kg 0.02	OA-ELE07 pH Unity 0.1	AuME-ST43 Au ppm 0.0001	AuME-ST43 Ag ppm 0.001	AuME-ST43 Al % 0.01	AuME-ST43 As ppm 0.01	AuME-ST43 B ppm 2	AuME-ST43 Ba ppm 0.05	AuME-ST43 Be ppm 0.005	AuME-ST43 Bi ppm 0.0005	AuME-ST43 Ca % 0.01	AuME-ST43 Cd ppm 0.001	AuME-ST43 Ce ppm 0.001	AuME-ST43 Co ppm 0.001	AuME-ST43 Cr ppm 0.01
957041		0.37	4.7	0.0004	0.144	2.77	6.34	<2	40.1	2.40	0.1790	0.13	0.109	61.2	9.96	54.4
957042		0.44	4.1	0.0001	0.010	1.16	1.63	<2	30.4	0.350	0.1485	0.06	0.056	26.2	5.34	24.9
957043		0.36	4.4	0.0003	0.096	1.86	4.16	<2	57.1	0.485	0.1775	0.10	0.107	27.2	8.94	41.1
957044		0.39	4.5	0.0005	0.088	3.47	5.44	2	39.2	0.860	0.1745	0.04	0.149	31.1	9.14	56.7
957046		0.36	4.5	0.0005	0.042	3.31	5.65	2	37.0	0.877	0.1310	0.08	0.152	31.2	15.25	80.7
957047		0.35	4.5	0.0020	0.057	2.29	6.32	2	31.8	0.980	0.1635	0.16	0.097	33.7	11.40	63.8
957048		0.36	4.5	0.0006	0.063	2.71	7.00	<2	36.8	1.100	0.1175	0.10	0.137	42.0	14.65	72.7
957049		0.30	4.8	0.0007	0.191	2.97	4.35	<2	43.9	0.912	0.1405	0.16	0.102	21.3	5.32	42.7
957050		0.30	4.7	0.0008	0.077	4.03	4.88	2	48.0	1.150	0.1335	0.10	0.126	54.5	6.38	48.1
957051		0.39	4.2	0.0003	0.092	1.87	1.88	2	49.5	0.277	0.1265	0.22	0.201	10.20	7.27	54.6
957054		0.42	4.5	0.0009	0.053	4.05	4.00	2	32.7	0.422	0.0697	0.10	0.076	23.1	9.83	61.6
957055		0.43	4.7	0.0008	0.140	4.92	4.52	3	42.8	0.597	0.0951	0.46	0.239	13.45	14.15	87.6
957056		0.31	4.8	0.0012	0.074	5.16	4.16	2	42.6	0.711	0.0871	0.13	0.246	23.0	10.20	61.6
957057		0.45	4.6	0.0006	0.021	2.86	3.92	<2	33.8	0.458	0.0695	0.08	0.096	33.8	12.65	51.3
957058		0.41	4.4	0.0006	0.072	3.60	3.81	2	36.6	0.551	0.0577	0.19	0.117	22.3	13.55	74.7
957059		0.31	4.6	0.0006	0.069	3.50	4.62	2	26.4	0.462	0.0856	0.14	0.122	19.70	6.58	59.5
957060		0.27	4.9	0.0005	0.328	3.41	5.05	3	34.1	0.533	0.0794	0.45	0.239	10.70	6.87	70.1
957061		0.40	4.6	0.0008	0.139	3.40	2.61	2	28.9	0.435	0.0867	0.16	0.157	13.45	6.74	68.7
957062		0.37	4.5	0.0010	0.796	5.21	3.63	<2	42.4	0.687	0.0762	0.05	0.114	21.4	6.99	82.3
957063		0.34	5.0	0.0009	0.182	3.79	3.49	2	42.6	0.689	0.0942	0.10	0.163	17.95	4.82	61.7
957064		0.38	4.7	0.0005	0.126	3.45	4.03	2	33.1	0.492	0.0680	0.21	0.149	20.7	7.68	52.7
957065		0.41	4.3	0.0003	0.032	2.62	2.96	<2	22.1	0.337	0.0857	0.07	0.076	24.3	5.52	42.5
957066		0.44	4.4	0.0003	0.021	3.20	3.81	<2	28.3	0.416	0.1075	0.08	0.105	22.1	8.01	48.9
957067		0.40	4.4	0.0007	0.055	2.24	2.92	2	21.8	0.309	0.1070	0.23	0.118	15.50	4.79	50.1
957068		0.51	4.6	0.0005	0.086	2.72	5.10	2	58.9	8.31	0.213	0.05	0.132	74.5	6.47	30.6
957069		0.40	4.4	0.0004	0.033	1.78	1.90	<2	18.05	0.299	0.1030	0.05	0.041	22.3	2.12	23.7
957070		0.56	4.7	0.0003	0.009	2.01	1.06	<2	28.6	0.265	0.0802	0.17	0.098	29.5	9.07	43.3
957071		0.52	5.0	0.0005	0.026	1.98	4.97	<2	52.1	0.664	0.1610	0.04	0.060	40.0	9.36	35.7
957072		0.51	5.1	0.0004	0.195	4.96	3.90	3	55.3	0.458	0.0779	0.50	0.349	9.19	8.51	77.1
957073		0.39	4.5	0.0003	0.095	2.29	2.77	<2	61.7	0.414	0.1380	0.08	0.281	11.10	3.60	45.2
957074		0.36	4.8	0.0004	0.090	4.09	3.96	2	79.2	0.651	0.1100	0.12	0.140	33.5	12.45	74.4
957075		0.43	4.4	0.0003	0.066	1.90	3.91	2	37.9	0.508	0.200	0.04	0.078	24.0	4.69	19.50
957076		0.51	4.2	0.0018	0.010	0.95	2.06	<2	27.7	0.436	0.1745	0.03	0.022	22.3	5.33	15.05
957077		0.46	4.4	0.0006	0.104	3.20	4.16	<2	29.0	0.483	0.1425	0.06	0.130	16.25	3.50	37.3
957078		0.48	4.5	0.0006	0.088	4.16	4.35	2	59.5	0.905	0.1345	0.08	0.150	18.85	6.12	49.5
957079		0.52	4.4	0.0006	0.026	2.68	3.07	<2	42.9	0.914	0.1270	0.03	0.055	34.7	5.71	34.4
957081		0.45	3.8	0.0007	0.011	0.28	0.91	<2	9.48	0.126	0.1350	0.02	0.018	24.5	0.607	6.36
957082		0.38	4.5	0.0005	0.080	4.44	1.64	2	25.2	0.449	0.0838	0.14	0.221	13.95	5.74	61.6
957083		0.34	4.7	0.0006	0.090	5.01	2.01	2	28.5	0.465	0.0740	0.14	0.228	14.00	7.29	62.4
957084		0.42	4.6	0.0013	0.081	5.05	5.25	2	49.5	1.465	0.205	0.02	0.312	31.4	4.33	30.2

Comments: Always send INVCC to Debra Chapman. RD 9/9/2022.2023 price list

***** See Appendix Page for comments regarding this certificate *****

ALS Canada Ltd.
2103 Dollarton Hwy
North Vancouver BC V7H 0A7
Phone: +1 604 984 0221 Fax: +1 604 984 0218
www.alsglobal.com/geochemistry

To: FANCAMP EXPLORATION LTÉE
340, AVE VICTORIA
WESTMOUNT QC H3Z 2M8

Finalized Date: 6-JUL-2024
Account: FANCAM

Project: Riley Brook

CERTIFICATE OF ANALYSIS SD24156024

Sample Description	Method	AuME-ST43	AuME-ST43	AuME-ST43	AuME-ST43	AuME-ST43	AuME-ST43	AuME-ST43	AuME-ST43	AuME-ST43	AuME-ST43	AuME-ST43	AuME-ST43	AuME-ST43	AuME-ST43	AuME-ST43
	Analyte	Cs	Cu	Fe	Ga	Ge	Hf	Hg	In	K	La	Li	Mg	Mn	Mo	Na
	Units	ppm	ppm	%	ppm	ppm	ppm	ppm	ppm	%	ppm	ppm	%	ppm	ppm	%
	LOD	0.001	0.01	0.001	0.004	0.005	0.002	0.002	0.005	0.01	0.002	0.1	0.01	0.1	0.002	0.001
957041		1.370	10.70	4.26	8.72	0.139	0.020	0.061	0.041	0.05	42.4	28.0	0.76	269	0.832	0.003
957042		0.965	3.72	1.610	4.19	0.036	0.006	0.025	0.014	0.04	12.85	13.7	0.34	243	0.235	0.002
957043		1.895	6.87	2.16	8.25	0.056	0.004	0.047	0.027	0.06	12.00	19.7	0.54	552	0.559	0.005
957044		1.205	8.00	3.92	9.23	0.054	0.154	0.141	0.042	0.06	14.10	27.8	0.62	231	0.356	0.003
957046		1.310	12.35	3.78	7.28	0.062	0.024	0.085	0.029	0.05	12.50	30.3	1.08	345	0.274	0.003
957047		0.991	10.50	5.17	11.10	0.069	0.023	0.043	0.036	0.05	14.75	31.9	0.92	275	0.380	0.003
957048		0.990	11.70	3.60	6.43	0.064	0.062	0.064	0.029	0.03	13.15	28.3	1.07	327	0.489	0.002
957049		1.070	5.61	4.04	8.93	0.067	0.048	0.099	0.050	0.03	10.75	26.8	0.33	173.0	0.636	0.003
957050		0.976	8.34	4.19	7.65	0.054	0.402	0.145	0.064	0.03	9.59	20.9	0.38	162.0	0.440	0.004
957051		1.135	8.04	3.42	8.97	0.051	0.049	0.069	0.022	0.03	4.36	10.0	0.36	445	0.256	0.004
957054		0.919	23.7	3.18	6.02	0.028	0.171	0.143	0.034	0.02	9.85	26.4	0.53	142.5	0.422	0.003
957055		0.382	16.05	6.50	12.10	0.063	0.094	0.197	0.055	0.02	5.79	8.7	0.37	422	0.294	0.001
957056		1.095	14.20	3.92	6.77	0.039	0.443	0.182	0.036	0.03	9.23	30.6	0.42	199.0	0.581	0.017
957057		0.794	10.65	2.51	5.03	0.030	0.172	0.052	0.020	0.03	10.65	19.6	0.60	217	0.305	0.004
957058		0.840	20.1	3.28	6.68	0.038	0.185	0.085	0.024	0.02	7.59	19.8	0.63	207	0.268	0.007
957059		0.672	9.81	3.79	7.53	0.037	0.120	0.148	0.039	0.02	7.41	16.9	0.24	149.0	0.419	0.002
957060		0.600	14.10	8.58	13.80	0.083	0.071	0.234	0.056	0.02	4.77	8.3	0.43	173.5	0.652	<0.001
957061		0.642	10.20	4.72	9.62	0.029	0.220	0.148	0.037	0.02	5.44	16.3	0.31	156.0	0.360	0.003
957062		0.841	14.80	5.06	7.34	0.038	0.432	0.195	0.043	0.02	6.42	20.5	0.31	112.0	0.419	0.002
957063		0.889	10.20	4.57	7.46	0.039	0.082	0.207	0.039	0.02	6.74	20.6	0.23	159.0	0.303	0.007
957064		0.823	12.55	3.32	6.12	0.030	0.182	0.130	0.032	0.03	7.30	24.7	0.44	155.5	0.372	0.004
957065		1.195	8.48	2.87	8.66	0.048	0.013	0.081	0.027	0.02	9.96	18.8	0.34	106.5	0.764	0.001
957066		1.210	10.60	3.57	9.59	0.042	0.073	0.120	0.037	0.03	9.16	31.8	0.35	133.0	0.640	0.003
957067		0.367	9.86	4.59	10.70	0.042	0.109	0.127	0.032	0.02	6.64	13.7	0.21	137.0	0.458	0.003
957068		1.845	6.86	2.66	7.02	0.055	0.148	0.088	0.042	0.05	20.9	24.9	0.34	160.5	0.547	0.003
957069		0.475	3.20	2.03	8.70	0.025	0.019	0.059	0.021	0.02	10.30	10.7	0.11	39.4	0.705	0.001
957070		1.000	6.39	1.770	7.52	0.029	0.030	0.026	0.021	0.03	13.50	20.3	0.51	210	0.615	0.004
957071		1.720	8.79	2.50	4.51	0.035	0.085	0.034	0.021	0.08	16.20	22.3	0.56	287	0.234	0.001
957072		1.155	12.15	4.72	11.55	0.069	0.010	0.224	0.031	0.03	4.03	8.0	0.42	580	0.364	0.002
957073		1.055	8.10	4.25	9.94	0.034	0.053	0.138	0.028	0.04	4.08	16.0	0.18	364	0.183	<0.001
957074		1.455	20.3	4.19	8.83	0.033	0.163	0.106	0.038	0.05	8.31	26.5	0.58	332	0.310	0.003
957075		2.30	4.73	2.39	7.98	0.036	0.042	0.068	0.024	0.09	11.20	14.3	0.23	153.5	0.209	0.005
957076		2.30	4.20	1.370	4.46	0.026	0.010	0.013	0.012	0.13	12.75	13.8	0.37	140.5	0.091	0.004
957077		1.230	5.72	4.36	7.96	0.033	0.260	0.130	0.030	0.05	7.49	17.3	0.18	97.3	0.265	0.003
957078		1.495	8.98	4.89	9.55	0.077	0.076	0.131	0.050	0.04	7.97	29.1	0.37	182.0	0.399	<0.001
957079		0.950	7.83	2.92	7.24	0.036	0.205	0.057	0.032	0.04	10.90	23.8	0.38	173.0	0.314	0.001
957081		0.954	1.08	0.640	4.21	0.026	<0.002	0.012	0.006	0.03	12.05	0.7	0.03	44.5	0.112	0.003
957082		0.721	8.94	4.88	12.60	0.047	0.157	0.163	0.042	0.02	6.19	11.1	0.20	129.5	0.308	<0.001
957083		0.964	10.75	4.14	9.44	0.043	0.230	0.165	0.037	0.02	5.85	11.3	0.25	191.5	0.303	0.012
957084		1.475	6.65	3.26	8.86	0.037	0.656	0.166	0.116	0.05	12.60	22.8	0.24	138.5	0.872	0.004

Comments: Always send INVCC to Debra Chapman. RD 9/9/2022.2023 price list

***** See Appendix Page for comments regarding this certificate *****

ALS Canada Ltd.
2103 Dollarton Hwy
North Vancouver BC V7H 0A7
Phone: +1 604 984 0221 Fax: +1 604 984 0218
www.alsglobal.com/geochemistry

To: FANCAMP EXPLORATION LTÉE
340, AVE VICTORIA
WESTMOUNT QC H3Z 2M8

Finalized Date: 6-JUL-2024
Account: FANCAM

Project: Riley Brook

CERTIFICATE OF ANALYSIS SD24156024

Sample Description	Method	AuME-ST43	AuME-ST43	AuME-ST43	AuME-ST43	AuME-ST43	AuME-ST43	AuME-ST43	AuME-ST43	AuME-ST43	AuME-ST43	AuME-ST43	AuME-ST43	AuME-ST43	AuME-ST43	AuME-ST43
	Analyte	Nb	Ni	P	Pb	Pd	Pt	Rb	Re	S	Sb	Sc	Se	Sn	Sr	Ta
	Units	ppm	ppm	%	ppm	ppm	ppm	ppm	ppm	%	ppm	ppm	ppm	ppm	ppm	ppm
	LOD	0.002	0.02	0.0005	0.005	0.001	0.001	0.005	0.0002	0.002	0.002	0.005	0.002	0.01	0.01	0.005
957041		1.905	36.7	0.0482	19.25	<0.001	<0.001	15.20	0.0007	0.030	0.409	2.61	0.306	1.02	9.16	<0.005
957042		0.583	15.15	0.0162	10.95	<0.001	<0.001	14.65	0.0002	0.005	0.276	1.185	0.061	0.76	3.88	<0.005
957043		0.651	24.2	0.0333	12.20	<0.001	<0.001	22.9	0.0005	0.019	0.585	1.750	0.206	1.15	5.88	<0.005
957044		2.88	38.0	0.0759	22.6	<0.001	<0.001	14.50	<0.0002	0.039	0.418	2.56	0.570	1.01	4.43	<0.005
957046		1.790	58.0	0.0502	17.60	<0.001	<0.001	12.85	0.0003	0.016	0.440	3.17	0.342	0.75	7.40	<0.005
957047		2.07	42.9	0.0968	18.95	<0.001	<0.001	9.78	0.0004	0.019	0.505	3.26	0.221	0.90	8.79	<0.005
957048		1.875	53.1	0.0396	17.20	<0.001	<0.001	9.47	<0.0002	0.020	0.453	2.92	0.212	0.68	7.82	<0.005
957049		2.29	18.45	0.0599	13.90	<0.001	<0.001	8.31	0.0006	0.037	0.351	1.855	0.532	0.94	8.86	<0.005
957050		2.61	24.8	0.0900	18.95	<0.001	0.001	6.89	0.0003	0.056	0.375	2.60	0.741	0.78	8.48	0.005
957051		2.43	17.00	0.0891	8.81	<0.001	<0.001	9.76	<0.0002	0.021	0.133	2.46	0.223	1.27	7.13	<0.005
957054		1.535	37.6	0.0577	4.91	<0.001	0.001	6.10	<0.0002	0.034	0.186	4.59	0.650	0.52	5.28	<0.005
957055		3.06	26.0	0.253	7.82	<0.001	<0.001	2.70	0.0004	0.067	0.202	7.29	0.975	1.19	11.35	<0.005
957056		2.20	33.6	0.0867	8.44	<0.001	0.001	7.60	<0.0002	0.045	0.175	5.24	0.743	0.63	5.61	<0.005
957057		1.280	44.8	0.0342	6.88	<0.001	<0.001	9.59	<0.0002	0.015	0.186	3.39	0.259	0.51	4.16	<0.005
957058		1.775	46.4	0.0535	4.79	<0.001	<0.001	8.42	0.0003	0.029	0.144	5.27	0.356	0.56	9.12	<0.005
957059		2.03	17.60	0.0673	8.06	<0.001	<0.001	4.18	<0.0002	0.039	0.213	3.14	0.749	0.79	6.62	<0.005
957060		3.58	20.3	0.1455	7.39	<0.001	<0.001	2.04	<0.0002	0.067	0.223	4.99	1.055	1.10	14.55	0.008
957061		2.46	21.3	0.0875	8.50	<0.001	<0.001	4.39	0.0002	0.043	0.192	4.31	0.517	0.90	7.30	<0.005
957062		2.34	29.5	0.1105	7.11	0.001	0.001	4.83	0.0003	0.072	0.145	4.73	0.990	0.57	4.00	0.006
957063		2.90	20.0	0.1120	7.94	<0.001	<0.001	6.00	<0.0002	0.065	0.213	2.67	0.897	0.80	5.12	0.005
957064		2.16	29.5	0.0699	5.98	<0.001	<0.001	5.95	<0.0002	0.043	0.160	2.99	0.571	0.57	7.61	<0.005
957065		1.795	18.15	0.0309	7.11	<0.001	<0.001	6.23	<0.0002	0.016	0.129	2.87	0.355	0.85	4.06	<0.005
957066		1.905	20.2	0.0447	9.33	<0.001	<0.001	5.05	<0.0002	0.024	0.210	3.28	0.510	0.98	3.57	<0.005
957067		2.76	11.40	0.0688	9.23	<0.001	0.001	1.920	<0.0002	0.037	0.200	3.95	0.450	1.16	8.43	<0.005
957068		2.25	23.2	0.0355	12.15	<0.001	<0.001	10.75	0.0003	0.017	0.340	2.14	0.366	1.35	4.96	<0.005
957069		1.265	6.84	0.0229	5.45	<0.001	<0.001	4.69	<0.0002	0.010	0.135	1.775	0.175	0.88	3.05	<0.005
957070		0.981	26.6	0.0151	7.59	<0.001	<0.001	10.15	<0.0002	0.004	0.117	2.92	0.099	0.75	9.00	<0.005
957071		0.662	32.4	0.0311	10.35	<0.001	<0.001	11.55	<0.0002	<0.002	0.323	2.46	0.164	0.88	4.18	<0.005
957072		1.375	24.7	0.1725	6.26	<0.001	0.001	4.84	0.0003	0.074	0.195	3.27	0.899	0.79	10.95	<0.005
957073		3.07	13.00	0.0983	8.44	<0.001	0.001	12.05	<0.0002	0.038	0.199	2.23	0.402	0.98	4.15	<0.005
957074		1.865	39.8	0.0765	7.66	<0.001	<0.001	10.95	0.0005	0.032	0.198	4.81	0.469	0.87	7.41	<0.005
957075		1.370	12.60	0.1355	12.50	<0.001	<0.001	15.15	<0.0002	0.023	0.235	1.625	0.488	1.19	3.37	<0.005
957076		0.550	15.75	0.0083	8.58	<0.001	<0.001	17.00	<0.0002	<0.002	0.165	1.765	0.039	1.11	2.50	<0.005
957077		2.02	12.55	0.201	9.53	<0.001	0.001	7.49	<0.0002	0.044	0.182	2.25	0.738	0.86	3.54	<0.005
957078		2.70	22.1	0.1115	7.49	<0.001	<0.001	12.65	<0.0002	0.013	0.247	4.00	0.755	1.04	5.48	<0.005
957079		2.24	23.4	0.0488	6.57	<0.001	<0.001	9.55	<0.0002	0.014	0.158	2.37	0.301	1.22	2.27	<0.005
957081		0.360	1.56	0.0084	5.73	<0.001	<0.001	4.83	<0.0002	<0.002	0.187	0.331	0.039	1.45	1.95	<0.005
957082		2.02	16.15	0.1160	6.09	<0.001	<0.001	2.59	<0.0002	0.055	0.129	4.55	0.753	0.82	6.37	<0.005
957083		1.765	18.70	0.1250	6.32	<0.001	0.001	3.18	<0.0002	0.056	0.154	5.02	0.790	0.72	6.37	<0.005
957084		4.29	16.80	0.1080	10.65	<0.001	0.001	9.45	<0.0002	0.056	0.209	2.04	0.781	1.30	2.76	<0.005

Comments: Always send INVCC to Debra Chapman. RD 9/9/2022.2023 price list

***** See Appendix Page for comments regarding this certificate *****

ALS Canada Ltd.
2103 Dollarton Hwy
North Vancouver BC V7H 0A7
Phone: +1 604 984 0221 Fax: +1 604 984 0218
www.alsglobal.com/geochemistry

To: FANCAMP EXPLORATION LTÉE
340, AVE VICTORIA
WESTMOUNT QC H3Z 2M8

Project: Riley Brook

CERTIFICATE OF ANALYSIS SD24156024

Sample Description	Method	AuME-ST43	AuME-ST43	AuME-ST43	AuME-ST43	AuME-ST43	AuME-ST43	AuME-ST43	AuME-ST43	AuME-ST43	AuME-ST43
	Analyte	Te	Th	Ti	Tl	U	V	W	Y	Zn	Zr
	Units	ppm	ppm	%	ppm	ppm	ppm	ppm	ppm	ppm	ppm
	LOD	0.001	0.0005	0.0001	0.0005	0.0005	0.05	0.001	0.001	0.1	0.01
957041		0.016	0.900	0.0428	0.1070	0.870	60.6	0.061	30.9	63.5	1.02
957042		0.005	1.150	0.0242	0.0750	0.517	29.5	0.049	2.75	35.3	0.31
957043		0.007	0.407	0.0312	0.1485	0.604	45.3	0.100	2.98	55.2	0.10
957044		0.013	2.39	0.0111	0.1970	0.694	46.6	0.155	3.75	96.8	4.91
957046		0.013	1.260	0.0513	0.1220	0.675	49.9	0.156	4.83	86.5	0.79
957047		0.011	1.480	0.0646	0.0804	0.680	59.4	0.116	8.44	62.7	1.41
957048		0.011	1.700	0.0396	0.0944	0.652	48.5	0.104	4.71	64.1	2.31
957049		0.013	1.600	0.0484	0.1160	0.645	51.5	0.137	2.93	34.8	1.74
957050		0.020	2.98	0.0485	0.0971	0.778	45.6	0.128	3.49	67.9	13.95
957051		0.016	1.565	0.286	0.1090	0.474	93.9	0.042	2.80	39.5	2.60
957054		0.014	1.180	0.0597	0.0905	0.420	52.3	0.035	5.24	48.1	6.44
957055		0.029	0.670	0.445	0.0556	0.652	122.5	0.048	7.74	54.3	5.75
957056		0.020	2.59	0.0704	0.0790	0.670	58.3	0.058	5.41	54.5	16.90
957057		0.014	2.88	0.0684	0.0715	0.471	40.9	0.055	3.76	40.9	6.98
957058		0.012	1.735	0.1790	0.0807	0.452	63.2	0.031	3.71	42.7	8.51
957059		0.017	1.330	0.1490	0.0672	0.457	75.2	0.046	2.99	26.3	5.81
957060		0.029	0.369	0.462	0.0471	0.547	142.0	0.071	5.92	46.3	3.64
957061		0.017	1.165	0.1695	0.0536	0.402	88.4	0.021	3.72	36.2	12.05
957062		0.021	1.965	0.0827	0.0697	0.642	63.6	0.084	4.93	36.6	15.65
957063		0.028	1.105	0.0894	0.0843	0.586	58.0	0.116	3.57	54.0	3.17
957064		0.016	1.480	0.0636	0.0739	0.484	51.2	0.071	2.99	52.0	7.51
957065		0.013	0.953	0.0966	0.0901	0.526	57.2	0.040	4.26	24.7	0.79
957066		0.018	1.520	0.0511	0.0969	0.461	65.3	0.064	3.05	36.0	2.91
957067		0.018	1.250	0.295	0.0486	0.456	108.5	0.028	3.33	26.2	5.82
957068		0.015	4.04	0.0151	0.0987	0.989	33.3	0.481	12.95	78.3	4.37
957069		0.009	1.265	0.0359	0.0743	0.364	49.0	0.016	2.57	13.0	0.99
957070		0.006	1.890	0.0764	0.0815	0.447	44.9	0.009	3.31	31.4	1.88
957071		0.014	3.77	0.0128	0.0865	0.421	38.5	0.526	5.16	38.2	2.70
957072		0.014	0.1320	0.1465	0.0749	0.311	72.3	0.056	5.93	72.7	0.65
957073		0.024	1.675	0.0821	0.1170	0.650	61.5	0.046	2.18	61.4	2.42
957074		0.017	1.730	0.0486	0.1125	0.507	79.5	0.021	4.59	59.2	6.25
957075		0.011	2.32	0.0164	0.1320	0.391	36.0	0.739	3.69	24.3	1.38
957076		0.006	2.63	0.0160	0.1270	0.266	28.0	0.484	2.75	22.6	0.37
957077		0.018	3.04	0.0213	0.0900	0.425	59.9	0.426	2.84	32.6	8.04
957078		0.024	2.00	0.1020	0.1310	0.772	65.9	0.163	4.07	107.0	3.01
957079		0.013	2.64	0.0170	0.0936	0.667	30.8	0.087	3.75	59.1	6.31
957081		0.006	0.712	0.0081	0.0549	0.237	12.70	0.211	1.800	7.2	0.06
957082		0.015	0.872	0.1465	0.0437	0.283	104.0	0.029	4.33	50.9	5.83
957083		0.016	0.936	0.1335	0.0520	0.270	85.2	0.033	5.02	54.1	8.28
957084		0.026	5.16	0.0115	0.1285	0.806	29.4	0.498	4.92	174.0	19.40

Comments: Always send INVCC to Debra Chapman. RD 9/9/2022.2023 price list

***** See Appendix Page for comments regarding this certificate *****

ALS Canada Ltd.
2103 Dollarton Hwy
North Vancouver BC V7H 0A7
Phone: +1 604 984 0221 Fax: +1 604 984 0218
www.alsglobal.com/geochemistry

To: FANCAMP EXPLORATION LTÉE
340, AVE VICTORIA
WESTMOUNT QC H3Z 2M8

Project: Riley Brook

CERTIFICATE OF ANALYSIS SD24156024

Sample Description	Method	WEI-21	OA-ELE07	AuME-ST43	AuME-ST43	AuME-ST43	AuME-ST43	AuME-ST43	AuME-ST43	AuME-ST43	AuME-ST43	AuME-ST43	AuME-ST43	AuME-ST43	AuME-ST43	AuME-ST43
	Analyte	Recvd Wt.	pH	Au	Ag	Al	As	B	Ba	Be	Bi	Ca	Cd	Ce	Co	Cr
	Units	kg	Unity	ppm	ppm	%	ppm	ppm	ppm	ppm	ppm	%	ppm	ppm	ppm	ppm
	LOD	0.02	0.1	0.0001	0.001	0.01	0.01	2	0.05	0.005	0.0005	0.01	0.001	0.001	0.001	0.01
957085		0.39	4.3	0.0010	0.090	4.09	5.59	2	40.9	1.170	0.311	0.02	0.288	26.8	2.34	20.1
957086		0.54	4.4	0.0006	0.047	2.69	4.81	<2	46.0	0.738	0.1645	0.04	0.132	29.6	9.27	39.6
957087		0.52	4.4	0.0008	0.069	2.06	4.67	<2	60.2	0.572	0.1370	0.06	0.080	28.5	7.29	33.5
957088		0.48	4.6	0.0004	0.197	2.69	6.25	3	115.0	0.626	0.1500	0.09	0.130	28.2	7.10	38.6
957089		0.49	4.7	0.0004	0.159	2.41	3.18	2	71.4	0.517	0.1055	0.07	0.167	28.0	5.81	27.1
957090		0.49	4.9	0.0012	0.154	5.12	4.49	2	59.9	2.30	0.200	0.08	0.557	46.2	1.870	8.66
957092		0.50	4.6	0.0005	0.161	2.55	3.44	2	148.5	0.794	0.1945	0.04	0.399	36.2	4.20	24.0
957093		0.63	4.6	0.0001	0.082	1.28	4.57	3	76.8	4.05	0.227	0.10	0.337	86.9	5.14	15.70
957094		0.57	3.9	0.0002	0.014	0.16	1.60	2	11.90	0.236	0.1045	0.02	0.025	10.30	0.312	3.28
957095		0.56	4.5	0.0005	0.069	2.42	5.53	2	76.0	0.825	0.1570	0.03	0.140	32.3	8.72	35.6
957096		0.48	4.6	0.0002	0.133	2.25	5.61	<2	131.0	0.571	0.1435	0.07	0.267	26.3	4.55	30.1
957097		0.39	5.0	0.0005	0.089	2.98	9.21	3	277	4.80	0.248	0.40	0.266	148.5	12.20	46.5
957098		0.45	4.6	0.0018	0.111	2.45	5.14	2	46.6	0.771	0.1355	0.03	0.143	29.2	8.97	35.1
957099		0.47	4.8	0.0007	0.060	3.25	4.00	<2	55.0	0.727	0.1405	0.04	0.147	24.3	6.48	31.9
957100		0.46	4.6	0.0010	0.060	3.37	3.38	2	33.5	1.265	0.1970	0.03	0.212	32.0	1.975	14.50
957101		0.31	4.5	0.0005	0.189	4.16	4.10	2	33.9	0.899	0.1440	0.10	0.137	16.40	5.36	78.9
957102		0.29	4.7	0.0006	0.121	3.83	5.98	3	51.0	0.724	0.1695	0.07	0.143	41.4	6.83	49.2
957103		0.36	4.7	0.0005	0.047	3.53	4.43	2	57.6	0.820	0.1430	0.08	0.209	37.2	9.86	62.0
957104		0.33	4.6	0.0006	0.159	3.64	3.96	2	43.3	0.473	0.1435	0.09	0.255	20.3	5.54	49.1
957105		0.45	4.7	0.0005	0.034	3.07	3.67	<2	33.0	0.655	0.0907	0.08	0.212	32.3	8.45	47.0
957106		0.46	4.7	0.0009	0.100	3.43	4.25	<2	32.4	1.135	0.1485	0.05	0.200	34.1	5.04	47.0
957107		0.31	4.2	0.0009	0.155	3.69	4.05	2	26.5	0.766	0.260	0.03	0.237	25.1	1.365	27.8
957108		0.40	4.4	0.0003	0.045	2.93	3.55	2	34.1	0.666	0.1085	0.05	0.130	36.9	7.14	52.1
957109		0.35	4.9	0.0004	0.098	3.31	3.30	2	58.5	0.552	0.1035	0.11	0.451	28.2	6.59	49.1
957110		0.45	4.7	0.0006	0.071	5.48	3.71	2	51.1	1.220	0.1290	0.05	0.260	33.6	8.31	56.4
957111		0.40	4.9	0.0002	0.065	1.77	4.02	2	74.6	0.914	0.1425	0.23	0.158	54.8	6.30	35.4
957112		0.31	4.7	0.0005	0.149	3.09	2.92	2	44.8	0.907	0.1985	0.06	0.410	23.3	3.74	37.1
957113		0.35	4.7	0.0010	0.073	4.54	3.65	<2	24.2	0.949	0.1530	0.04	0.206	38.3	4.10	46.1
957114		0.46	4.6	0.0008	0.123	5.73	3.53	2	34.1	1.375	0.1675	0.04	0.466	38.9	4.02	47.7
957115		0.35	4.3	0.0010	0.075	3.53	2.79	<2	29.5	0.575	0.1105	0.09	0.166	19.20	4.64	42.6
957117		0.35	4.2	0.0002	0.047	0.79	2.06	<2	30.7	0.176	0.1175	0.15	0.056	23.4	2.15	15.85
957119		0.38	4.2	0.0004	0.079	2.23	4.29	2	48.3	0.421	0.1585	0.21	0.135	19.85	4.69	51.7
957120		0.48	4.4	0.0007	0.102	3.29	3.65	<2	30.3	0.785	0.1720	0.05	0.093	43.4	5.46	37.3
957121		0.25	4.4	0.0018	0.156	4.76	3.43	3	19.55	1.390	0.247	0.02	0.282	22.4	0.725	8.86
957122		0.39	4.7	0.0007	0.082	5.20	3.34	2	53.9	1.225	0.1560	0.06	0.320	40.4	5.33	42.8
957123		0.44	4.4	0.0003	0.043	3.33	3.20	2	41.5	0.637	0.0798	0.08	0.279	30.5	8.46	55.4
957124		0.36	4.7	0.0006	0.338	4.34	3.55	2	35.3	1.200	0.1770	0.04	0.260	37.2	4.31	50.7
957125		0.24	4.4	0.0004	0.128	1.92	3.62	2	37.8	0.440	0.223	0.10	0.156	24.5	3.17	34.8
957126		0.25	4.2	0.0003	0.053	0.87	1.32	<2	18.20	0.163	0.1185	0.04	0.053	11.90	1.035	13.05
957127		0.28	4.8	0.0005	0.129	3.20	2.80	3	39.8	0.596	0.1580	0.04	0.239	18.30	2.59	40.6

Comments: Always send INVCC to Debra Chapman. RD 9/9/2022.2023 price list

***** See Appendix Page for comments regarding this certificate *****

ALS Canada Ltd.
2103 Dollarton Hwy
North Vancouver BC V7H 0A7
Phone: +1 604 984 0221 Fax: +1 604 984 0218
www.alsglobal.com/geochemistry

To: FANCAMP EXPLORATION LTÉE
340, AVE VICTORIA
WESTMOUNT QC H3Z 2M8

Finalized Date: 6-JUL-2024
Account: FANCAM

Project: Riley Brook

CERTIFICATE OF ANALYSIS SD24156024

Sample Description	Method	AuME-ST43	AuME-ST43	AuME-ST43	AuME-ST43	AuME-ST43	AuME-ST43	AuME-ST43	AuME-ST43	AuME-ST43	AuME-ST43	AuME-ST43	AuME-ST43	AuME-ST43	AuME-ST43	AuME-ST43
	Analyte	Cs	Cu	Fe	Ga	Ge	Hf	Hg	In	K	La	Li	Mg	Mn	Mo	Na
	Units	ppm	ppm	%	ppm	ppm	ppm	ppm	ppm	%	ppm	ppm	%	ppm	ppm	%
	LOD	0.001	0.01	0.001	0.004	0.005	0.002	0.002	0.005	0.01	0.002	0.1	0.01	0.1	0.002	0.001
957085		1.385	5.30	3.46	19.30	0.050	0.432	0.134	0.118	0.05	10.35	11.0	0.11	132.0	0.951	0.003
957086		1.300	7.44	3.08	7.52	0.049	0.145	0.053	0.036	0.06	14.20	26.9	0.46	218	0.281	<0.001
957087		0.963	7.45	3.49	5.93	0.043	0.077	0.058	0.024	0.05	12.70	29.1	0.43	158.0	0.810	0.002
957088		2.07	9.40	3.74	6.91	0.032	0.074	0.139	0.034	0.07	12.45	32.4	0.34	269	0.343	0.003
957089		1.950	5.60	2.31	4.95	0.024	0.062	0.092	0.024	0.06	12.05	26.8	0.29	142.5	0.241	0.002
957090		0.880	3.54	2.91	21.5	0.082	0.382	0.214	0.198	0.04	15.55	4.6	0.06	608	0.755	0.005
957092		1.420	6.69	2.23	12.40	0.045	0.100	0.179	0.059	0.04	14.80	16.2	0.22	1665	0.461	<0.001
957093		3.29	5.35	2.23	11.55	0.080	0.025	0.058	0.047	0.06	19.45	13.8	0.24	440	0.574	<0.001
957094		0.857	0.82	0.840	3.10	0.032	0.017	0.016	0.008	0.02	5.34	0.3	0.02	54.5	0.689	0.002
957095		1.840	10.90	2.97	5.51	0.043	0.141	0.071	0.024	0.08	13.15	32.2	0.49	194.0	0.642	0.001
957096		1.655	4.98	4.02	7.97	0.045	0.064	0.117	0.020	0.05	11.55	24.5	0.26	130.0	0.230	<0.001
957097		4.59	13.20	3.02	6.41	0.170	0.109	0.106	0.041	0.14	37.1	43.5	0.71	1565	1.150	<0.001
957098		1.645	8.03	2.66	4.36	0.035	0.129	0.088	0.020	0.06	13.30	26.6	0.47	167.0	0.302	0.002
957099		1.250	4.78	2.89	6.94	0.034	0.156	0.090	0.027	0.06	11.55	22.9	0.28	108.0	0.532	<0.001
957100		1.180	3.13	2.25	16.85	0.051	0.371	0.136	0.070	0.04	13.70	6.0	0.08	114.0	0.422	<0.001
957101		1.205	9.23	6.85	14.70	0.062	0.126	0.163	0.051	0.03	6.98	18.4	0.28	186.5	0.596	<0.001
957102		2.15	8.70	4.65	9.91	0.077	0.076	0.146	0.045	0.06	14.55	26.1	0.39	186.0	0.844	<0.001
957103		1.795	12.80	3.97	9.44	0.059	0.056	0.083	0.038	0.05	12.75	28.6	0.61	249	0.453	<0.001
957104		0.929	8.93	3.46	9.42	0.038	0.106	0.155	0.038	0.04	8.50	17.3	0.27	286	0.536	0.002
957105		1.240	8.66	2.57	5.98	0.027	0.170	0.075	0.027	0.03	11.20	23.4	0.47	157.5	0.521	0.002
957106		1.455	8.69	3.95	8.77	0.048	0.190	0.129	0.058	0.04	13.70	19.9	0.30	194.0	0.717	0.001
957107		1.315	6.62	5.99	22.1	0.060	0.389	0.157	0.107	0.02	7.92	5.9	0.07	66.7	0.870	0.001
957108		1.085	10.65	3.40	7.57	0.038	0.050	0.077	0.033	0.04	11.75	26.2	0.50	179.0	0.459	0.001
957109		1.040	9.27	4.34	7.61	0.049	0.071	0.118	0.040	0.04	9.20	28.8	0.43	165.5	0.379	<0.001
957110		1.500	11.60	4.45	10.25	0.065	0.353	0.158	0.073	0.04	10.15	23.8	0.46	286	0.561	0.001
957111		1.690	8.28	3.22	8.75	0.086	0.008	0.034	0.039	0.05	21.9	18.3	0.53	225	0.654	<0.001
957112		1.095	6.24	4.32	16.35	0.060	0.037	0.135	0.066	0.03	7.45	11.4	0.18	262	0.648	<0.001
957113		1.350	5.95	3.98	11.05	0.050	0.576	0.153	0.091	0.02	8.00	14.3	0.23	100.5	0.652	0.001
957114		1.190	5.72	5.34	13.40	0.078	0.444	0.257	0.116	0.03	12.90	16.2	0.18	267	0.858	0.003
957115		1.140	6.99	3.73	9.90	0.043	0.272	0.109	0.030	0.02	7.42	18.5	0.19	140.5	0.407	0.003
957117		0.500	3.51	1.380	6.84	0.039	0.024	0.024	0.009	0.03	11.90	3.7	0.11	73.0	1.675	<0.001
957119		1.050	10.25	5.53	14.95	0.063	0.127	0.104	0.030	0.04	7.84	10.4	0.28	128.5	1.870	<0.001
957120		1.855	7.12	3.58	11.50	0.066	0.152	0.100	0.062	0.04	12.80	29.0	0.29	138.0	1.070	<0.001
957121		1.470	2.78	4.28	19.55	0.129	0.244	0.200	0.148	0.03	7.62	6.7	0.04	171.0	1.255	<0.001
957122		1.745	6.52	4.18	11.65	0.076	0.349	0.200	0.094	0.03	7.37	19.6	0.33	178.0	0.621	0.001
957123		1.105	9.95	2.89	6.86	0.051	0.093	0.102	0.031	0.03	9.13	21.5	0.57	248	0.391	0.003
957124		1.565	6.99	5.64	14.10	0.090	0.238	0.197	0.070	0.04	15.35	17.8	0.26	255	0.848	<0.001
957125		1.295	6.64	4.04	14.65	0.056	0.028	0.136	0.043	0.04	8.38	7.8	0.21	232	0.571	<0.001
957126		0.727	2.75	1.750	8.33	0.046	0.009	0.054	0.021	0.02	5.17	1.1	0.07	61.0	0.307	<0.001
957127		1.310	5.69	5.14	14.30	0.075	0.062	0.138	0.055	0.03	7.79	15.0	0.16	188.0	0.441	<0.001

Comments: Always send INVCC to Debra Chapman. RD 9/9/2022.2023 price list

***** See Appendix Page for comments regarding this certificate *****

ALS Canada Ltd.
2103 Dollarton Hwy
North Vancouver BC V7H 0A7
Phone: +1 604 984 0221 Fax: +1 604 984 0218
www.alsglobal.com/geochemistry

To: FANCAMP EXPLORATION LTÉE
340, AVE VICTORIA
WESTMOUNT QC H3Z 2M8

Finalized Date: 6-JUL-2024
Account: FANCAM

Project: Riley Brook

CERTIFICATE OF ANALYSIS SD24156024

Sample Description	Method	AuME-ST43	AuME-ST43	AuME-ST43	AuME-ST43	AuME-ST43	AuME-ST43	AuME-ST43	AuME-ST43	AuME-ST43	AuME-ST43	AuME-ST43	AuME-ST43	AuME-ST43	AuME-ST43	AuME-ST43
	Analyte	Nb	Ni	P	Pb	Pd	Pt	Rb	Re	S	Sb	Sc	Se	Sn	Sr	Ta
	Units	ppm	ppm	%	ppm	ppm	ppm	ppm	ppm	%	ppm	ppm	ppm	ppm	ppm	ppm
	LOD	0.002	0.02	0.0005	0.005	0.001	0.001	0.005	0.0002	0.002	0.002	0.005	0.002	0.01	0.01	0.005
957085		6.47	7.30	0.1220	10.30	<0.001	0.001	12.55	<0.0002	0.048	0.206	1.380	0.835	2.53	2.67	0.005
957086		1.160	28.3	0.0523	11.30	<0.001	<0.001	11.45	0.0002	0.011	0.303	3.14	0.180	1.16	6.54	<0.005
957087		1.035	22.8	0.0324	8.91	<0.001	<0.001	8.11	<0.0002	0.012	0.299	2.27	0.201	0.81	5.05	<0.005
957088		0.700	25.0	0.1350	8.71	<0.001	0.001	17.10	<0.0002	0.018	0.400	2.56	0.569	0.81	5.18	<0.005
957089		0.707	19.25	0.0885	5.32	<0.001	<0.001	13.80	<0.0002	0.014	0.240	1.895	0.452	0.72	4.90	<0.005
957090		6.31	4.68	0.256	16.75	<0.001	<0.001	7.78	<0.0002	0.058	0.380	0.992	1.380	3.28	5.05	0.005
957092		3.02	12.75	0.1005	13.95	<0.001	0.001	10.40	<0.0002	0.030	0.319	1.545	0.722	2.15	4.15	0.007
957093		1.775	11.85	0.0441	17.55	<0.001	0.001	24.7	0.0002	<0.002	0.600	1.340	0.356	2.92	8.03	<0.005
957094		1.585	0.89	0.0079	7.72	<0.001	<0.001	3.88	0.0003	<0.002	0.518	0.337	0.088	2.76	1.56	<0.005
957095		0.691	29.1	0.0345	10.85	<0.001	<0.001	14.75	0.0002	0.013	0.306	3.05	0.303	0.85	2.99	<0.005
957096		0.828	15.85	0.242	8.27	<0.001	<0.001	11.20	<0.0002	0.017	0.256	1.855	0.433	0.82	3.83	<0.005
957097		0.587	43.5	0.1210	26.9	<0.001	0.001	24.7	0.0007	0.009	0.514	5.48	0.538	1.34	20.7	<0.005
957098		1.030	30.5	0.0443	9.79	<0.001	<0.001	10.40	<0.0002	0.013	0.302	2.50	0.355	0.67	3.63	<0.005
957099		1.365	19.65	0.0780	9.82	<0.001	<0.001	11.80	0.0003	0.030	0.201	2.35	0.563	0.78	3.40	<0.005
957100		4.47	5.62	0.1980	13.70	<0.001	<0.001	12.25	0.0002	0.025	0.277	1.380	0.773	2.45	3.20	<0.005
957101		4.11	16.35	0.1305	8.45	0.001	<0.001	7.52	0.0003	0.057	0.256	4.61	0.688	1.24	5.76	<0.005
957102		1.890	26.8	0.1450	12.25	<0.001	0.002	14.75	<0.0002	0.018	0.329	3.07	0.884	0.89	4.46	<0.005
957103		1.810	38.7	0.0483	8.15	<0.001	0.001	16.25	0.0004	0.019	0.268	4.70	0.445	0.88	4.47	<0.005
957104		2.01	21.1	0.0694	12.30	0.001	0.001	8.91	0.0003	0.048	0.270	3.22	0.843	1.06	5.57	<0.005
957105		1.450	31.4	0.0424	6.80	<0.001	<0.001	9.97	0.0002	0.018	0.212	3.11	0.376	0.64	4.49	<0.005
957106		1.890	17.75	0.1165	9.08	0.001	<0.001	10.50	<0.0002	0.041	0.303	2.71	0.694	0.91	3.74	<0.005
957107		2.99	5.88	0.0550	11.00	<0.001	0.001	6.23	0.0004	0.057	0.503	2.60	1.005	1.83	3.28	<0.005
957108		1.825	28.4	0.0474	11.65	<0.001	<0.001	11.10	<0.0002	0.019	0.381	3.45	0.359	0.80	3.30	<0.005
957109		1.530	28.9	0.0887	8.15	0.001	<0.001	10.70	0.0004	0.033	0.217	2.67	0.732	0.67	6.53	<0.005
957110		3.26	27.9	0.1200	8.65	0.001	0.001	14.45	0.0003	0.060	0.342	4.90	0.953	1.06	3.64	<0.005
957111		0.912	24.4	0.0449	11.60	<0.001	<0.001	13.05	0.0007	0.014	0.279	2.26	0.229	1.03	11.30	<0.005
957112		2.02	10.55	0.0889	14.20	<0.001	<0.001	5.58	0.0002	0.052	0.327	2.42	0.761	1.84	3.64	<0.005
957113		2.45	17.65	0.0585	8.84	<0.001	0.001	4.15	<0.0002	0.055	0.204	3.50	0.951	1.13	2.88	<0.005
957114		1.885	12.25	0.1080	8.23	<0.001	0.001	7.56	0.0003	0.083	0.316	3.59	1.290	1.17	2.76	<0.005
957115		2.87	12.00	0.0871	7.28	<0.001	<0.001	8.09	0.0002	0.043	0.218	3.89	0.448	1.00	5.43	0.007
957117		0.981	5.68	0.0157	8.88	<0.001	<0.001	6.98	<0.0002	0.004	0.189	1.550	0.057	0.87	6.00	<0.005
957119		5.65	13.80	0.0777	11.45	<0.001	0.001	8.54	<0.0002	0.036	0.243	4.22	0.549	1.49	10.10	<0.005
957120		1.600	19.90	0.0432	9.47	0.001	<0.001	14.35	<0.0002	0.020	0.240	3.00	0.504	1.16	3.58	<0.005
957121		0.834	2.67	0.0840	7.58	<0.001	0.001	7.49	0.0006	0.040	0.350	2.07	1.180	2.23	1.66	<0.005
957122		1.980	23.4	0.0788	7.45	<0.001	<0.001	8.26	0.0005	0.058	0.379	3.05	1.045	1.17	4.62	<0.005
957123		1.515	34.0	0.0516	6.42	<0.001	<0.001	8.90	<0.0002	0.029	0.197	3.12	0.447	0.68	4.84	<0.005
957124		1.550	12.95	0.232	15.00	0.001	<0.001	11.35	<0.0002	0.065	0.333	3.14	1.125	1.07	3.00	<0.005
957125		1.980	12.10	0.1310	14.15	0.001	<0.001	10.60	0.0004	0.044	0.515	2.32	0.663	1.80	5.98	<0.005
957126		0.822	3.21	0.0282	5.69	<0.001	<0.001	4.33	0.0002	0.009	0.301	1.150	0.255	1.42	2.35	<0.005
957127		1.420	8.04	0.0995	8.15	0.003	0.001	8.62	<0.0002	0.011	0.376	2.56	0.766	1.29	2.48	0.006

Comments: Always send INVCC to Debra Chapman. RD 9/9/2022.2023 price list

***** See Appendix Page for comments regarding this certificate *****

ALS Canada Ltd.
2103 Dollarton Hwy
North Vancouver BC V7H 0A7
Phone: +1 604 984 0221 Fax: +1 604 984 0218
www.alsglobal.com/geochemistry

To: FANCAMP EXPLORATION LTÉE
340, AVE VICTORIA
WESTMOUNT QC H3Z 2M8

Project: Riley Brook

CERTIFICATE OF ANALYSIS SD24156024

Sample Description	Method	AuME-ST43	AuME-ST43	AuME-ST43	AuME-ST43	AuME-ST43	AuME-ST43	AuME-ST43	AuME-ST43	AuME-ST43	AuME-ST43
	Analyte	Te	Th	Ti	Tl	U	V	W	Y	Zn	Zr
	Units	ppm	ppm	%	ppm	ppm	ppm	ppm	ppm	ppm	ppm
	LOD	0.001	0.0005	0.0001	0.0005	0.0005	0.05	0.001	0.001	0.1	0.01
957085		0.038	3.53	0.0230	0.1355	0.794	33.2	0.308	3.67	107.5	12.45
957086		0.012	4.33	0.0080	0.0848	0.469	50.0	0.512	4.87	63.7	4.40
957087		0.013	2.87	0.0069	0.0699	0.383	38.6	0.575	3.59	37.7	2.63
957088		0.032	3.04	0.0152	0.1120	0.489	44.8	0.292	3.45	99.5	2.54
957089		0.013	2.86	0.0075	0.1135	0.352	25.9	0.416	3.75	68.1	1.95
957090		0.020	2.54	0.0282	0.1125	0.984	10.70	0.410	9.68	76.7	9.36
957092		0.012	1.515	0.0337	0.1405	0.662	32.4	0.404	6.81	99.3	2.72
957093		0.013	1.320	0.0210	0.1385	0.722	24.1	0.967	17.35	61.5	0.93
957094		0.004	1.445	0.0138	0.0420	0.322	8.65	0.374	3.96	8.1	0.78
957095		0.017	4.16	0.0041	0.1170	0.560	33.0	0.428	4.98	42.6	4.24
957096		0.017	2.22	0.0127	0.0996	0.412	44.3	0.361	3.38	57.7	1.72
957097		0.021	2.09	0.0179	0.1785	2.35	51.8	0.630	36.0	99.5	3.15
957098		0.015	4.05	0.0091	0.0987	0.447	33.9	0.459	4.50	45.7	4.19
957099		0.015	4.05	0.0078	0.1175	0.440	37.6	0.325	3.10	75.2	5.49
957100		0.016	4.88	0.0203	0.1400	0.825	22.8	0.248	4.93	40.1	9.12
957101		0.021	1.815	0.210	0.1250	0.797	112.0	0.091	5.29	35.6	5.84
957102		0.019	2.00	0.0578	0.1545	0.759	49.6	0.154	4.47	64.6	2.43
957103		0.022	2.67	0.1050	0.1360	0.746	61.5	0.062	6.41	94.8	2.66
957104		0.019	1.695	0.0740	0.1310	0.630	59.4	0.041	3.20	50.2	3.77
957105		0.014	2.70	0.0413	0.0874	0.521	42.3	0.054	3.67	76.5	6.15
957106		0.020	1.640	0.0273	0.1395	0.710	49.5	0.077	5.64	61.0	6.34
957107		0.020	3.88	0.0413	0.1030	0.834	31.4	0.095	4.13	30.4	15.20
957108		0.014	1.775	0.0452	0.1300	0.839	49.5	0.033	4.03	54.6	2.10
957109		0.022	1.560	0.0346	0.1195	0.533	41.4	0.083	3.12	89.3	2.40
957110		0.019	2.64	0.0915	0.1290	0.798	49.5	0.129	6.79	77.3	11.70
957111		0.019	0.861	0.0404	0.0752	0.705	37.9	0.102	16.05	50.1	0.47
957112		0.018	0.965	0.0778	0.1250	0.623	54.7	0.058	4.42	72.1	1.72
957113		0.018	4.06	0.0339	0.0762	0.613	30.9	0.094	4.30	57.0	19.90
957114		0.018	4.22	0.0568	0.1085	0.891	33.0	0.093	5.99	61.2	14.45
957115		0.014	2.16	0.0772	0.0908	0.615	65.8	0.047	3.87	49.0	9.37
957117		0.011	1.630	0.0882	0.0662	0.344	54.8	0.017	3.04	11.0	1.30
957119		0.031	2.08	0.327	0.1070	0.840	120.5	0.077	5.33	33.9	6.46
957120		0.016	3.40	0.0183	0.1450	0.638	36.7	0.101	3.52	37.8	5.32
957121		0.015	6.42	0.0135	0.0985	0.721	8.06	0.122	4.64	44.5	8.05
957122		0.014	4.63	0.0602	0.1325	0.649	35.5	0.104	4.07	73.7	11.65
957123		0.010	1.695	0.0655	0.1125	0.559	45.5	0.048	3.70	77.9	3.47
957124		0.019	2.08	0.0398	0.1245	0.803	59.0	0.080	6.20	57.5	6.96
957125		0.018	0.925	0.0705	0.1485	0.571	63.1	0.064	3.31	38.6	1.30
957126		0.015	0.641	0.0472	0.0834	0.304	29.6	0.020	1.855	10.4	0.50
957127		0.021	1.245	0.0694	0.1870	0.562	65.3	0.094	3.06	67.5	1.65

Comments: Always send INVCC to Debra Chapman. RD 9/9/2022.2023 price list

***** See Appendix Page for comments regarding this certificate *****

ALS Canada Ltd.
2103 Dollarton Hwy
North Vancouver BC V7H 0A7
Phone: +1 604 984 0221 Fax: +1 604 984 0218
www.alsglobal.com/geochemistry

To: FANCAMP EXPLORATION LTÉE
340, AVE VICTORIA
WESTMOUNT QC H3Z 2M8

Finalized Date: 6-JUL-2024
Account: FANCAM

Project: Riley Brook

CERTIFICATE OF ANALYSIS SD24156024

Sample Description	Method	WEI-21	OA-ELE07	AuME-ST43	AuME-ST43	AuME-ST43	AuME-ST43	AuME-ST43	AuME-ST43	AuME-ST43	AuME-ST43	AuME-ST43	AuME-ST43	AuME-ST43	AuME-ST43	AuME-ST43
	Analyte	Recvd Wt.	pH	Au	Ag	Al	As	B	Ba	Be	Bi	Ca	Cd	Ce	Co	Cr
	Units	kg	Unity	ppm	ppm	%	ppm	ppm	ppm	ppm	ppm	%	ppm	ppm	ppm	ppm
	LOD	0.02	0.1	0.0001	0.001	0.01	0.01	2	0.05	0.005	0.0005	0.01	0.001	0.001	0.001	0.01
957128		0.38	4.6	0.0008	0.103	4.73	4.07	2	63.8	1.465	0.1565	0.05	0.296	48.1	8.23	54.5
957129		0.46	4.4	0.0005	0.115	3.27	3.42	<2	26.9	0.719	0.0995	0.05	0.224	26.2	5.39	46.3
957130		0.29	4.8	0.0009	0.137	4.10	2.81	3	48.7	1.395	0.1740	0.07	0.380	30.6	4.16	33.4
957131		0.22	4.6	0.0007	0.297	2.42	8.50	3	57.6	0.485	0.1510	0.31	0.469	12.25	7.26	70.9
957132		0.25	4.6	0.0007	0.096	4.86	2.69	2	20.6	1.060	0.242	0.02	0.380	22.9	0.654	6.03
957133		0.34	4.6	0.0004	0.044	3.65	2.01	<2	68.6	0.693	0.0849	0.06	0.204	15.40	6.49	49.3
957134		0.30	4.7	0.0006	0.061	4.67	3.79	2	56.9	1.160	0.204	0.03	0.229	38.6	4.11	29.0
957135		0.31	4.3	0.0003	0.084	2.18	5.33	2	39.4	0.571	0.1425	0.12	0.190	24.5	4.85	38.2
957136		0.59	6.8	NSS	NSS	NSS	NSS	NSS	NSS	NSS	NSS	NSS	NSS	NSS	NSS	NSS
957137		0.32	4.8	0.0013	0.155	2.12	5.43	<2	32.6	0.724	0.1345	0.06	0.164	31.8	6.61	31.2
957138		0.33	4.6	0.0003	0.141	2.23	4.36	<2	29.7	0.523	0.1145	0.06	0.172	24.6	7.57	46.8
957139		0.32	4.4	0.0012	0.118	0.97	4.41	<2	26.4	0.222	0.1535	0.01	0.063	32.4	1.350	12.55
957140		0.35	4.9	0.0005	0.288	4.06	5.21	2	31.5	0.806	0.1210	0.06	0.208	23.7	11.10	84.7
957141		0.31	4.7	0.0005	0.088	4.05	4.33	3	40.0	0.809	0.1100	0.10	0.135	25.2	13.15	89.9
957142		0.57	4.3	0.0103	0.024	1.46	3.66	2	24.8	0.504	0.1335	0.05	0.046	28.8	11.15	45.0
957143		0.37	4.7	0.0003	0.073	2.40	2.88	<2	36.4	0.607	0.1135	0.07	0.077	26.4	10.00	51.8
957144		0.38	4.2	0.0002	0.161	1.64	5.25	2	35.6	0.442	0.1840	0.05	0.085	28.1	3.23	23.1
957145		0.33	4.7	0.0020	0.168	3.69	6.79	3	56.9	0.908	0.1880	0.06	0.290	37.7	11.55	54.5
957146		0.37	4.8	0.0004	0.221	2.60	4.03	2	40.9	0.850	0.1645	0.04	0.183	32.9	8.61	32.4
957147		0.51	4.6	0.0014	0.053	1.35	5.29	<2	70.0	0.526	0.1460	0.09	0.081	33.2	8.64	26.1
957148		0.42	4.6	0.0004	0.136	2.72	4.45	2	35.9	0.743	0.1615	0.04	0.200	29.8	10.05	39.2
957149		0.35	4.9	0.0006	0.073	4.12	8.67	2	51.2	0.828	0.1170	0.08	0.255	25.9	11.45	69.7
957150		0.34	4.8	0.0004	0.089	3.66	9.61	3	51.0	0.810	0.1240	0.09	0.317	28.8	12.05	68.4
957151		0.32	4.5	0.0006	0.081	3.58	3.37	<2	45.0	0.744	0.1170	0.04	0.190	20.9	4.83	42.6
957152		0.28	4.4	0.0007	0.141	3.02	4.32	<2	65.3	0.645	0.1150	0.06	0.159	19.55	4.10	33.7
957153		0.30	4.3	0.0005	0.123	2.99	3.58	2	52.4	0.605	0.0995	0.09	0.321	21.7	8.85	59.8
957154		0.34	4.4	0.0004	0.094	2.46	4.54	2	77.1	0.674	0.1600	0.09	0.335	27.4	7.08	42.8
957155		0.34	4.4	0.0007	0.069	3.47	4.86	2	47.7	0.787	0.1010	0.07	0.187	30.6	12.30	56.3
957156		0.34	4.6	0.0007	0.168	3.79	4.10	2	34.7	0.613	0.1050	0.09	0.151	21.2	9.37	56.7
957157		0.32	4.4	0.0009	0.083	2.00	5.90	<2	48.0	0.714	0.1580	0.08	0.142	28.9	6.57	33.8
957158		0.38	4.5	0.0012	0.157	3.44	3.39	2	37.7	0.636	0.0635	0.24	0.219	19.35	13.45	66.8
957159		0.27	4.6	0.0003	0.164	2.99	4.41	2	40.1	0.579	0.1725	0.13	0.282	22.8	4.81	49.0
957161		0.34	4.5	0.0003	0.129	3.14	2.62	2	48.2	0.527	0.1155	0.11	0.121	19.65	5.21	52.8
957162		0.34	4.4	0.0004	0.068	2.64	4.13	<2	31.5	0.756	0.1990	0.09	0.108	26.5	3.66	40.7
957163		0.40	4.5	0.0006	0.076	2.91	6.60	2	45.9	0.976	0.1400	0.03	0.203	38.5	10.05	42.4
957164		0.36	4.5	0.0005	0.171	3.69	5.39	2	45.9	1.060	0.1415	0.04	0.356	25.8	7.18	38.9
957165		0.36	4.6	0.0005	0.120	4.05	6.59	2	41.0	1.015	0.1415	0.05	0.203	35.0	11.15	63.5
957166		0.34	4.6	0.0007	0.104	4.14	6.53	2	40.7	1.055	0.1370	0.06	0.183	35.0	12.40	64.2
957167		0.61	4.3	0.0004	0.028	2.05	4.38	<2	26.3	0.542	0.227	0.03	0.090	26.1	9.13	36.6
957168		0.39	4.7	0.0001	0.055	3.07	4.74	<2	26.7	1.110	0.1690	0.04	0.111	41.5	6.96	37.4

Comments: Always send INVCC to Debra Chapman. RD 9/9/2022.2023 price list

***** See Appendix Page for comments regarding this certificate *****

ALS Canada Ltd.
2103 Dollarton Hwy
North Vancouver BC V7H 0A7
Phone: +1 604 984 0221 Fax: +1 604 984 0218
www.alsglobal.com/geochemistry

To: FANCAMP EXPLORATION LTÉE
340, AVE VICTORIA
WESTMOUNT QC H3Z 2M8

Finalized Date: 6-JUL-2024
Account: FANCAM

Project: Riley Brook

CERTIFICATE OF ANALYSIS SD24156024

Sample Description	Method	AuME-ST43	AuME-ST43	AuME-ST43	AuME-ST43	AuME-ST43	AuME-ST43	AuME-ST43	AuME-ST43	AuME-ST43	AuME-ST43	AuME-ST43	AuME-ST43	AuME-ST43	AuME-ST43	AuME-ST43
	Analyte	Cs	Cu	Fe	Ga	Ge	Hf	Hg	In	K	La	Li	Mg	Mn	Mo	Na
	Units	ppm	ppm	%	ppm	ppm	ppm	ppm	ppm	%	ppm	ppm	%	ppm	ppm	%
	LOD	0.001	0.01	0.001	0.004	0.005	0.002	0.002	0.005	0.01	0.002	0.1	0.01	0.1	0.002	0.001
957128		2.56	9.96	4.37	8.32	0.061	0.237	0.142	0.056	0.04	13.00	35.3	0.55	271	0.571	<0.001
957129		1.100	6.57	2.44	6.17	0.043	0.245	0.135	0.032	0.03	8.80	17.4	0.36	188.5	0.321	0.001
957130		2.05	6.14	4.24	12.05	0.085	0.130	0.197	0.101	0.04	15.20	16.3	0.20	418	0.894	0.003
957131		1.285	16.75	5.72	12.75	0.097	0.082	0.173	0.052	0.04	4.86	10.0	0.49	374	0.596	0.004
957132		1.445	3.90	3.33	14.15	0.051	0.274	0.257	0.117	0.02	6.14	5.4	0.03	175.5	1.025	0.005
957133		0.795	5.24	2.81	6.91	0.035	0.209	0.127	0.037	0.02	6.25	20.8	0.34	183.5	0.288	0.001
957134		1.850	5.95	3.34	9.25	0.060	0.227	0.160	0.099	0.04	10.40	22.6	0.28	185.0	0.768	<0.001
957135		1.040	7.17	4.06	8.71	0.059	0.038	0.057	0.033	0.04	11.20	21.2	0.27	109.5	0.346	<0.001
957136		NSS	NSS	NSS	NSS	NSS	NSS	NSS	NSS	NSS	NSS	NSS	NSS	NSS	NSS	NSS
957137		0.841	8.45	2.59	6.23	0.045	0.114	0.099	0.028	0.03	13.30	18.5	0.33	116.5	0.343	<0.001
957138		0.922	8.08	3.03	6.55	0.043	0.019	0.078	0.024	0.03	10.90	19.2	0.54	351	0.238	0.002
957139		1.060	1.94	1.900	7.64	0.060	0.013	0.053	0.015	0.03	16.20	6.6	0.08	136.0	0.194	0.002
957140		1.225	8.00	4.69	11.30	0.051	0.203	0.128	0.046	0.03	10.55	34.3	0.76	260	0.331	0.002
957141		1.125	7.85	4.45	9.68	0.070	0.095	0.151	0.036	0.03	9.77	35.8	0.87	300	0.288	0.003
957142		1.240	7.06	2.36	4.94	0.060	0.020	0.022	0.015	0.05	13.95	18.1	0.87	259	0.157	0.001
957143		0.787	9.03	3.31	7.11	0.048	0.038	0.049	0.025	0.04	11.30	21.9	0.69	293	0.260	0.001
957144		1.010	4.23	3.46	12.30	0.060	0.034	0.069	0.024	0.05	13.45	9.9	0.20	90.2	0.228	0.001
957145		2.36	11.75	3.65	6.83	0.097	0.077	0.148	0.040	0.06	14.40	29.3	0.52	751	0.398	0.002
957146		1.845	8.57	2.28	4.82	0.047	0.124	0.132	0.025	0.08	15.55	20.5	0.38	262	0.266	0.002
957147		2.01	6.42	2.16	5.62	0.092	0.013	0.037	0.016	0.08	15.25	16.3	0.45	316	0.278	<0.001
957148		1.500	7.50	2.85	6.11	0.054	0.199	0.086	0.027	0.06	14.55	20.6	0.57	267	0.276	0.001
957149		1.150	14.95	3.31	6.43	0.047	0.236	0.133	0.029	0.03	9.69	25.1	0.80	552	0.295	0.002
957150		1.155	16.70	3.34	6.30	0.063	0.076	0.119	0.026	0.03	10.05	21.9	0.84	524	0.268	0.001
957151		1.115	8.39	3.10	7.00	0.050	0.331	0.123	0.038	0.03	9.77	24.6	0.29	115.0	0.380	0.001
957152		0.792	7.10	3.34	7.00	0.046	0.170	0.137	0.037	0.02	9.48	20.9	0.27	96.3	0.471	0.001
957153		1.055	8.91	3.27	6.90	0.058	0.019	0.107	0.028	0.03	8.76	23.0	0.62	385	0.272	<0.001
957154		1.245	8.65	3.48	8.72	0.054	0.011	0.079	0.031	0.04	11.30	22.1	0.51	801	0.257	0.001
957155		1.080	9.78	3.80	7.50	0.057	0.129	0.093	0.037	0.03	11.65	29.2	0.71	251	0.281	<0.001
957156		0.897	10.20	3.70	7.53	0.046	0.282	0.112	0.035	0.02	9.09	28.2	0.55	208	0.292	0.002
957157		1.115	8.80	3.05	8.54	0.055	0.043	0.064	0.030	0.03	12.20	24.1	0.47	147.5	0.423	0.001
957158		0.701	20.6	3.83	5.96	0.046	0.160	0.107	0.027	0.02	6.51	20.3	0.91	339	0.355	0.001
957159		0.724	8.47	4.62	11.80	0.055	0.069	0.191	0.041	0.03	10.15	19.5	0.27	169.5	0.355	0.003
957161		0.712	7.42	4.21	10.25	0.053	0.085	0.123	0.038	0.03	7.98	20.3	0.32	132.0	0.426	0.003
957162		1.075	7.16	4.47	12.50	0.054	0.096	0.116	0.051	0.05	11.50	20.4	0.20	111.0	0.962	0.004
957163		1.385	10.95	2.97	5.93	0.058	0.191	0.087	0.029	0.04	13.45	23.4	0.60	212	0.367	0.002
957164		1.455	7.60	3.11	7.05	0.069	0.166	0.146	0.036	0.03	9.67	23.0	0.37	234	0.435	0.002
957165		1.805	10.25	3.73	8.22	0.082	0.125	0.126	0.037	0.05	12.60	31.7	0.72	249	0.388	0.004
957166		1.490	11.40	3.85	8.25	0.069	0.217	0.125	0.040	0.04	13.95	33.0	0.78	262	0.363	0.005
957167		1.995	6.91	2.20	7.73	0.040	0.058	0.055	0.026	0.04	12.15	29.7	0.58	165.5	0.299	0.001
957168		1.475	6.93	2.77	7.76	0.049	0.161	0.137	0.031	0.03	15.45	23.8	0.35	120.0	0.691	0.001

Comments: Always send INVCC to Debra Chapman. RD 9/9/2022.2023 price list

***** See Appendix Page for comments regarding this certificate *****

ALS Canada Ltd.
2103 Dollarton Hwy
North Vancouver BC V7H 0A7
Phone: +1 604 984 0221 Fax: +1 604 984 0218
www.alsglobal.com/geochemistry

To: FANCAMP EXPLORATION LTÉE
340, AVE VICTORIA
WESTMOUNT QC H3Z 2M8

Finalized Date: 6-JUL-2024
Account: FANCAM

Project: Riley Brook

CERTIFICATE OF ANALYSIS SD24156024

Sample Description	Method	AuME-ST43	AuME-ST43	AuME-ST43	AuME-ST43	AuME-ST43	AuME-ST43	AuME-ST43	AuME-ST43	AuME-ST43	AuME-ST43	AuME-ST43	AuME-ST43	AuME-ST43	AuME-ST43	AuME-ST43
	Analyte	Nb	Ni	P	Pb	Pd	Pt	Rb	Re	S	Sb	Sc	Se	Sn	Sr	Ta
	Units	ppm	ppm	%	ppm	ppm	ppm	ppm	ppm	%	ppm	ppm	ppm	ppm	ppm	ppm
	LOD	0.002	0.02	0.0005	0.005	0.001	0.001	0.005	0.0002	0.002	0.002	0.005	0.002	0.01	0.01	0.005
957128		1.910	32.7	0.1135	9.46	<0.001	0.001	13.80	0.0002	0.045	0.538	3.89	0.743	1.14	4.25	<0.005
957129		2.06	19.75	0.0684	9.93	0.001	0.001	9.17	0.0002	0.029	0.247	3.12	0.560	0.74	3.88	<0.005
957130		1.375	10.85	0.1720	8.45	<0.001	0.002	10.95	0.0006	0.066	0.488	2.78	1.040	1.34	4.67	<0.005
957131		3.01	17.30	0.1130	13.25	0.002	0.002	8.71	<0.0002	0.069	0.599	3.92	0.814	1.40	17.70	0.005
957132		1.355	2.17	0.0874	13.05	0.001	0.001	6.08	0.0003	0.080	0.892	1.590	1.370	2.34	1.68	<0.005
957133		1.725	25.8	0.0454	5.23	<0.001	0.001	6.25	<0.0002	0.039	0.156	2.71	0.473	0.66	4.80	<0.005
957134		1.990	16.65	0.0753	12.60	<0.001	0.001	8.42	0.0003	0.055	0.298	2.47	0.747	1.16	3.04	<0.005
957135		2.38	15.75	0.0567	16.30	0.001	0.001	15.05	0.0003	0.025	0.401	2.20	0.385	0.85	8.31	<0.005
957136		NSS	NSS	NSS	NSS	NSS	NSS	NSS	NSS	NSS	NSS	NSS	NSS	NSS	NSS	NSS
957137		1.485	19.65	0.0334	30.5	<0.001	0.001	7.69	0.0003	0.019	0.562	2.41	0.318	0.75	3.14	<0.005
957138		1.430	26.1	0.0568	16.25	0.001	<0.001	9.72	0.0002	0.023	0.457	1.870	0.315	0.69	4.10	<0.005
957139		0.789	4.30	0.0754	16.25	<0.001	0.001	9.37	<0.0002	0.013	0.467	0.791	0.215	0.89	1.72	<0.005
957140		2.41	42.5	0.1980	19.45	0.001	<0.001	11.25	0.0011	0.040	0.437	3.97	0.704	0.90	3.64	0.005
957141		1.785	53.3	0.1975	12.00	<0.001	0.001	9.85	<0.0002	0.046	0.429	3.83	0.641	0.86	5.81	<0.005
957142		1.140	37.8	0.0146	19.35	<0.001	0.001	13.25	<0.0002	<0.002	0.392	2.11	0.059	0.83	7.64	<0.005
957143		1.370	35.0	0.0549	10.55	<0.001	<0.001	10.10	0.0003	0.015	0.245	2.94	0.266	0.74	7.23	<0.005
957144		2.78	10.10	0.287	25.0	0.001	0.001	18.95	<0.0002	0.024	0.503	1.500	0.373	1.03	4.17	0.007
957145		2.64	31.6	0.0782	27.4	0.002	0.002	16.65	<0.0002	0.039	0.781	3.37	0.875	1.12	6.78	0.005
957146		1.765	23.5	0.0677	27.3	<0.001	<0.001	16.65	0.0002	0.031	0.596	2.08	0.376	0.96	4.49	<0.005
957147		0.685	20.0	0.0493	20.0	<0.001	0.002	19.30	0.0004	<0.002	0.401	2.38	0.162	0.83	7.14	<0.005
957148		1.435	27.8	0.0622	24.9	<0.001	<0.001	11.60	0.0002	0.022	0.613	2.89	0.409	0.83	6.53	<0.005
957149		1.825	46.6	0.0633	9.95	<0.001	0.001	7.43	0.0005	0.031	0.318	4.34	0.540	0.63	6.28	<0.005
957150		1.705	44.0	0.0786	10.60	<0.001	0.001	8.38	<0.0002	0.027	0.352	4.28	0.540	0.67	6.85	<0.005
957151		2.11	19.05	0.0510	13.90	<0.001	0.001	8.99	<0.0002	0.039	0.207	2.54	0.655	0.66	5.19	<0.005
957152		1.820	16.60	0.0699	20.6	<0.001	<0.001	7.45	<0.0002	0.042	0.266	1.900	0.636	0.59	4.80	<0.005
957153		1.405	30.4	0.0786	12.05	<0.001	0.001	11.25	0.0002	0.025	0.348	2.58	0.475	0.70	6.05	<0.005
957154		1.060	25.2	0.1510	15.90	<0.001	<0.001	14.05	<0.0002	0.033	0.350	1.815	0.310	0.83	7.51	<0.005
957155		1.645	42.2	0.0536	13.95	<0.001	<0.001	8.62	0.0004	0.027	0.340	4.15	0.394	0.70	5.06	<0.005
957156		2.00	28.9	0.0798	14.10	<0.001	<0.001	8.82	0.0002	0.031	0.378	4.52	0.492	0.76	6.41	<0.005
957157		2.29	19.20	0.0300	24.5	<0.001	0.001	7.99	<0.0002	0.021	0.505	2.46	0.205	1.02	5.11	<0.005
957158		1.760	42.4	0.0787	6.71	<0.001	<0.001	5.59	0.0002	0.032	0.241	5.12	0.411	0.55	14.55	<0.005
957159		2.64	15.30	0.1160	18.15	<0.001	0.001	7.42	<0.0002	0.057	0.401	2.48	0.656	1.20	7.38	<0.005
957161		2.69	20.6	0.0790	9.17	<0.001	<0.001	6.99	0.0005	0.040	0.189	2.62	0.507	0.85	5.72	<0.005
957162		3.17	12.00	0.0783	12.40	<0.001	0.001	11.60	<0.0002	0.053	0.291	1.800	0.599	1.29	5.60	0.005
957163		1.505	37.3	0.0516	23.6	0.001	<0.001	12.75	0.0003	0.017	0.617	3.08	0.354	0.74	2.89	<0.005
957164		2.19	23.8	0.0784	19.30	<0.001	0.001	12.15	0.0003	0.036	0.557	2.25	0.635	0.89	3.21	<0.005
957165		2.18	41.5	0.0760	18.10	<0.001	<0.001	14.70	0.0002	0.026	0.575	3.56	0.615	0.97	4.28	<0.005
957166		2.27	45.4	0.0821	19.75	<0.001	<0.001	14.40	0.0004	0.029	0.490	3.90	0.600	0.92	4.46	<0.005
957167		1.640	25.8	0.0248	23.3	<0.001	<0.001	13.85	0.0004	0.013	0.304	2.32	0.167	0.96	3.13	<0.005
957168		2.70	21.3	0.0532	17.60	<0.001	<0.001	13.30	0.0006	0.031	0.417	2.67	0.477	0.90	3.35	<0.005

Comments: Always send INVCC to Debra Chapman. RD 9/9/2022.2023 price list

***** See Appendix Page for comments regarding this certificate *****

ALS Canada Ltd.
2103 Dollarton Hwy
North Vancouver BC V7H 0A7
Phone: +1 604 984 0221 Fax: +1 604 984 0218
www.alsglobal.com/geochemistry

To: FANCAMP EXPLORATION LTÉE
340, AVE VICTORIA
WESTMOUNT QC H3Z 2M8

Project: Riley Brook

CERTIFICATE OF ANALYSIS SD24156024

Sample Description	Method Analyte Units LOD	AuME-ST43 Te ppm 0.001	AuME-ST43 Th ppm 0.0005	AuME-ST43 Ti % 0.0001	AuME-ST43 Tl ppm 0.0005	AuME-ST43 U ppm 0.0005	AuME-ST43 V ppm 0.05	AuME-ST43 W ppm 0.001	AuME-ST43 Y ppm 0.001	AuME-ST43 Zn ppm 0.1	AuME-ST43 Zr ppm 0.01
957128		0.014	3.26	0.0220	0.1530	0.726	43.7	0.135	5.55	120.5	7.75
957129		0.012	3.02	0.0282	0.1400	0.622	34.2	0.067	3.14	90.7	8.64
957130		0.014	2.52	0.0577	0.1620	0.823	37.6	0.133	5.67	69.0	3.63
957131		0.022	0.924	0.408	0.0802	0.441	129.5	0.071	2.70	55.2	4.65
957132		0.013	5.26	0.0063	0.0918	0.797	8.78	0.128	3.89	53.0	9.01
957133		0.010	2.10	0.0474	0.0782	0.401	36.0	0.057	2.28	85.1	7.21
957134		0.018	3.68	0.0229	0.1110	0.624	28.6	0.138	3.39	107.0	7.84
957135		0.011	1.490	0.0474	0.1105	0.475	52.0	0.154	5.31	45.1	1.49
957136		NSS	NSS	NSS	NSS	NSS	NSS	NSS	NSS	NSS	NSS
957137		0.012	2.41	0.0193	0.1085	0.510	44.1	0.112	3.32	45.5	3.44
957138		0.009	0.892	0.0437	0.1335	0.503	44.5	0.083	3.23	71.8	0.72
957139		0.004	0.831	0.0146	0.1700	0.378	26.9	0.164	2.12	28.0	0.31
957140		0.012	2.19	0.0373	0.1865	0.575	65.8	0.130	3.39	106.0	6.13
957141		0.016	1.440	0.0577	0.1310	0.498	62.8	0.137	3.67	87.1	2.56
957142		0.006	2.30	0.0337	0.0919	0.406	39.2	0.256	3.18	63.8	0.65
957143		0.011	1.590	0.0396	0.0993	0.636	51.0	0.053	5.61	51.3	1.32
957144		0.007	1.630	0.0341	0.230	0.528	46.4	0.272	2.73	31.4	1.10
957145		0.021	2.64	0.0877	0.288	0.853	53.3	0.753	5.19	124.0	1.92
957146		0.008	3.25	0.0063	0.1705	0.578	27.9	0.504	4.03	103.5	3.56
957147		0.009	1.360	0.0294	0.1295	0.509	33.4	0.472	5.11	50.5	0.27
957148		0.011	3.82	0.0113	0.1835	0.595	37.1	0.489	4.52	111.5	5.00
957149		0.013	2.98	0.0948	0.1285	0.697	50.8	0.083	4.13	118.0	7.32
957150		0.016	2.39	0.1260	0.1180	0.742	52.6	0.153	4.49	91.0	2.69
957151		0.011	3.09	0.0235	0.1185	0.612	37.3	0.078	3.55	51.6	9.97
957152		0.011	2.06	0.0179	0.1300	0.598	37.8	0.097	2.45	49.7	5.05
957153		0.012	0.822	0.0790	0.1245	0.476	53.8	0.103	2.73	80.5	0.75
957154		0.009	0.539	0.0426	0.1205	0.588	53.9	0.075	3.73	124.0	0.45
957155		0.012	2.09	0.0610	0.1355	0.610	61.2	0.059	4.19	88.8	4.08
957156		0.012	2.03	0.0806	0.1035	0.479	62.0	0.059	3.46	81.3	8.65
957157		0.010	1.525	0.0417	0.1120	0.560	53.2	0.108	3.29	55.5	1.77
957158		0.010	1.285	0.1630	0.0615	0.482	68.3	0.039	4.09	64.2	6.75
957159		0.021	0.941	0.0727	0.1120	0.586	77.0	0.077	3.09	62.9	2.93
957161		0.014	1.195	0.0678	0.0991	0.595	62.3	0.044	3.29	42.5	3.17
957162		0.016	1.390	0.0557	0.1240	0.664	64.1	0.090	3.23	34.0	4.37
957163		0.013	3.44	0.0186	0.1525	0.630	40.3	0.154	4.19	114.0	5.63
957164		0.013	2.95	0.0270	0.1920	0.625	39.0	0.209	3.28	122.0	5.15
957165		0.014	2.58	0.0467	0.1950	0.719	54.0	0.201	4.64	100.5	3.63
957166		0.014	2.75	0.0323	0.1695	0.737	57.5	0.111	5.53	97.5	6.37
957167		0.003	1.635	0.0087	0.1395	0.504	43.1	0.099	2.62	76.5	1.73
957168		0.007	2.28	0.0096	0.1965	0.636	37.8	0.177	4.84	66.1	5.39

Comments: Always send INVCC to Debra Chapman. RD 9/9/2022.2023 price list

***** See Appendix Page for comments regarding this certificate *****

ALS Canada Ltd.
2103 Dollarton Hwy
North Vancouver BC V7H 0A7
Phone: +1 604 984 0221 Fax: +1 604 984 0218
www.alsglobal.com/geochemistry

To: FANCAMP EXPLORATION LTÉE
340, AVE VICTORIA
WESTMOUNT QC H3Z 2M8

Finalized Date: 6-JUL-2024
Account: FANCAM

Project: Riley Brook

CERTIFICATE OF ANALYSIS SD24156024

Sample Description	Method Analyte Units LOD	WEI-21 Recvd Wt. kg 0.02	OA-ELE07 pH Unity 0.1	AuME-ST43 Au ppm 0.0001	AuME-ST43 Ag ppm 0.001	AuME-ST43 Al % 0.01	AuME-ST43 As ppm 0.01	AuME-ST43 B ppm 2	AuME-ST43 Ba ppm 0.05	AuME-ST43 Be ppm 0.005	AuME-ST43 Bi ppm 0.0005	AuME-ST43 Ca % 0.01	AuME-ST43 Cd ppm 0.001	AuME-ST43 Ce ppm 0.001	AuME-ST43 Co ppm 0.001	AuME-ST43 Cr ppm 0.01
957169		0.37	4.6	0.0005	0.120	2.96	6.12	<2	32.5	0.680	0.1560	0.07	0.123	26.3	7.06	54.2
957170		0.43	4.3	0.0004	0.086	1.57	3.21	<2	26.9	0.479	0.1150	0.03	0.188	26.2	4.36	32.5
957171		0.36	4.5	0.0004	0.174	2.69	5.57	<2	30.9	0.701	0.1335	0.04	0.179	27.9	6.38	44.4
957172		0.47	4.4	0.0002	0.028	3.09	6.05	<2	35.5	0.732	0.1745	0.06	0.101	30.4	16.10	105.5
957173		0.42	4.4	0.0025	0.033	2.96	4.96	<2	27.0	0.562	0.1890	0.01	0.098	25.4	3.04	29.0
957174		0.42	4.6	0.0005	0.083	2.26	5.46	<2	51.8	1.110	0.1695	0.06	0.177	45.3	12.70	56.5
957175		0.31	4.7	0.0004	0.098	3.63	6.32	<2	38.4	0.872	0.1495	0.04	0.180	34.6	8.59	52.1
957176		0.49	4.6	0.0003	0.004	0.93	8.59	<2	14.85	0.388	0.1515	0.09	0.060	35.4	7.56	29.5
957177		0.37	4.4	0.0002	0.123	1.90	3.01	<2	23.2	0.378	0.1510	0.02	0.112	26.7	4.20	21.0
957178		0.39	4.7	0.0002	0.136	3.45	4.38	2	32.9	0.901	0.1700	0.03	0.110	35.6	7.31	30.6
957179		0.41	4.7	0.0004	0.070	3.32	4.36	<2	38.6	0.838	0.1490	0.03	0.107	33.2	10.05	41.2
957180		0.52	5.3	0.0009	0.002	1.15	2.55	<2	20.9	0.490	0.0873	0.09	0.040	42.3	8.77	34.2
957181		0.43	4.4	0.0002	0.033	1.40	5.93	<2	33.2	0.531	0.1900	0.12	0.106	29.7	7.15	45.9
957182		0.39	4.9	0.0002	0.108	3.05	4.37	<2	46.2	0.767	0.1480	0.08	0.163	27.4	11.25	73.5
957183		0.40	4.5	0.0003	0.045	2.37	6.61	<2	54.1	0.848	0.1775	0.12	0.119	38.9	13.00	75.3
957184		0.36	4.7	0.0005	0.049	2.66	4.12	<2	31.0	0.765	0.1915	0.03	0.066	35.5	8.01	35.3
957185		0.34	4.5	0.0004	0.086	2.13	3.97	<2	31.4	0.633	0.200	0.02	0.141	35.8	4.60	24.1
957186		0.32	4.4	0.0005	0.108	2.07	4.62	<2	28.8	0.432	0.1460	0.05	0.151	21.5	5.46	44.2
957187		0.45	4.2	0.0004	0.011	0.94	3.18	<2	28.0	0.280	0.1745	0.02	0.032	41.1	4.14	14.90
957188		0.41	4.4	0.0004	0.028	1.58	3.57	<2	42.5	0.546	0.1480	0.11	0.084	25.7	10.20	40.7
957189		0.41	4.5	0.0005	0.099	2.44	6.58	<2	42.2	0.852	0.1615	0.06	0.107	37.6	10.75	41.1
957190		0.47	4.2	0.0010	0.034	2.07	2.86	<2	18.15	0.369	0.1775	0.03	0.103	38.7	3.32	22.7
957191		0.45	3.8	0.0003	0.038	0.80	1.89	<2	20.0	0.281	0.1925	0.03	0.091	37.5	4.36	16.95
957192		0.40	4.0	0.0004	0.063	1.32	2.33	<2	22.9	0.368	0.216	0.02	0.070	35.0	5.33	21.7
957193		0.43	3.9	0.0004	0.050	1.36	2.26	<2	20.3	0.393	0.1405	0.05	0.061	21.7	8.58	28.3
957194		0.44	4.4	0.0004	0.047	2.72	4.38	2	40.1	0.702	0.1615	0.04	0.140	31.9	11.05	45.9
957118		0.33	5.0	0.0002	0.060	4.82	4.30	2	42.8	0.986	0.1315	0.32	0.190	19.00	5.71	78.9

Comments: Always send INVCC to Debra Chapman. RD 9/9/2022.2023 price list

***** See Appendix Page for comments regarding this certificate *****

ALS Canada Ltd.
2103 Dollarton Hwy
North Vancouver BC V7H 0A7
Phone: +1 604 984 0221 Fax: +1 604 984 0218
www.alsglobal.com/geochemistry

To: FANCAMP EXPLORATION LTÉE
340, AVE VICTORIA
WESTMOUNT QC H3Z 2M8

Finalized Date: 6-JUL-2024
Account: FANCAM

Project: Riley Brook

CERTIFICATE OF ANALYSIS SD24156024

Sample Description	Method	AuME-ST43	AuME-ST43	AuME-ST43	AuME-ST43	AuME-ST43	AuME-ST43	AuME-ST43	AuME-ST43	AuME-ST43	AuME-ST43	AuME-ST43	AuME-ST43	AuME-ST43	AuME-ST43	AuME-ST43
	Analyte	Cs	Cu	Fe	Ga	Ge	Hf	Hg	In	K	La	Li	Mg	Mn	Mo	Na
	Units	ppm	ppm	%	ppm	ppm	ppm	ppm	ppm	%	ppm	ppm	%	ppm	ppm	%
	LOD	0.001	0.01	0.001	0.004	0.005	0.002	0.002	0.005	0.01	0.002	0.1	0.01	0.1	0.002	0.001
957169		1.115	8.78	3.88	10.20	0.045	0.176	0.093	0.030	0.03	10.90	24.0	0.39	139.5	0.867	<0.001
957170		0.760	4.92	2.73	6.18	0.046	0.027	0.071	0.023	0.03	11.75	14.1	0.26	115.5	0.311	<0.001
957171		1.325	7.63	3.08	8.14	0.047	0.091	0.133	0.030	0.03	11.70	21.8	0.39	166.0	0.498	0.001
957172		1.325	13.15	3.94	9.79	0.053	0.062	0.062	0.036	0.05	13.10	33.0	1.33	301	0.453	0.001
957173		1.165	5.70	2.37	8.18	0.038	0.208	0.207	0.036	0.03	12.35	20.0	0.16	62.0	0.939	<0.001
957174		1.210	13.40	2.80	5.80	0.048	0.107	0.061	0.024	0.05	15.40	22.5	0.81	337	0.334	<0.001
957175		1.210	9.76	3.59	5.96	0.050	0.275	0.164	0.036	0.04	14.25	30.6	0.52	206	0.597	<0.001
957176		0.995	5.37	2.03	4.71	0.052	0.074	0.006	0.013	0.05	16.90	10.9	0.51	261	1.475	0.001
957177		2.16	6.39	2.67	4.53	0.043	0.066	0.125	0.029	0.07	11.15	18.6	0.23	112.5	0.634	0.001
957178		2.32	6.47	2.84	7.06	0.050	0.208	0.136	0.035	0.08	13.40	21.8	0.31	160.5	0.518	0.001
957179		1.750	9.06	2.75	5.49	0.042	0.202	0.140	0.031	0.06	14.25	24.4	0.52	195.5	0.400	<0.001
957180		0.694	8.04	1.950	3.65	0.065	0.041	0.009	0.013	0.03	19.15	17.4	0.65	295	0.144	<0.001
957181		1.115	8.51	2.83	8.01	0.053	0.014	0.042	0.018	0.05	12.60	13.9	0.56	199.5	0.569	<0.001
957182		1.210	8.90	3.37	9.59	0.044	0.101	0.097	0.031	0.04	11.40	28.7	0.78	241	0.321	0.001
957183		1.135	11.80	4.23	9.80	0.063	0.042	0.036	0.034	0.05	15.05	32.3	1.01	324	0.528	<0.001
957184		1.705	7.52	2.64	7.23	0.048	0.159	0.162	0.034	0.06	14.95	23.2	0.44	190.0	0.469	<0.001
957185		1.530	6.35	2.86	9.12	0.051	0.080	0.115	0.021	0.06	15.45	14.9	0.26	124.5	0.662	0.001
957186		0.761	8.45	4.78	9.19	0.045	0.053	0.099	0.035	0.04	9.70	21.3	0.35	168.5	0.668	0.001
957187		1.285	3.40	1.220	4.53	0.041	0.012	0.016	0.012	0.05	19.10	10.1	0.25	138.0	0.341	<0.001
957188		0.863	8.49	2.44	6.47	0.040	0.016	0.026	0.019	0.05	12.55	22.0	0.73	416	0.488	<0.001
957189		1.500	11.70	2.79	7.02	0.060	0.104	0.114	0.031	0.05	18.45	27.5	0.62	255	0.425	<0.001
957190		1.375	9.12	1.860	7.45	0.046	0.099	0.099	0.022	0.05	18.40	16.1	0.21	92.9	0.293	<0.001
957191		1.045	4.43	1.360	4.80	0.045	0.002	0.017	0.009	0.06	18.40	7.6	0.29	135.5	0.190	<0.001
957192		1.490	5.81	1.450	5.80	0.042	0.028	0.057	0.018	0.06	16.80	10.8	0.36	140.0	0.397	<0.001
957193		1.025	8.00	1.570	5.52	0.030	0.017	0.032	0.012	0.06	11.35	16.4	0.62	196.0	0.165	<0.001
957194		1.885	9.50	2.93	6.60	0.047	0.112	0.090	0.025	0.07	13.30	23.3	0.64	357	0.339	<0.001
957118		1.470	9.80	5.53	12.20	0.083	0.072	0.149	0.064	0.03	14.75	22.5	0.29	96.8	1.805	<0.001

Comments: Always send INVCC to Debra Chapman. RD 9/9/2022.2023 price list

***** See Appendix Page for comments regarding this certificate *****

ALS Canada Ltd.
2103 Dollarton Hwy
North Vancouver BC V7H 0A7
Phone: +1 604 984 0221 Fax: +1 604 984 0218
www.alsglobal.com/geochemistry

To: FANCAMP EXPLORATION LTÉE
340, AVE VICTORIA
WESTMOUNT QC H3Z 2M8

Project: Riley Brook

CERTIFICATE OF ANALYSIS SD24156024

Sample Description	Method	AuME-ST43	AuME-ST43	AuME-ST43	AuME-ST43	AuME-ST43	AuME-ST43	AuME-ST43	AuME-ST43	AuME-ST43	AuME-ST43	AuME-ST43	AuME-ST43	AuME-ST43	AuME-ST43	AuME-ST43
	Analyte	Nb	Ni	P	Pb	Pd	Pt	Rb	Re	S	Sb	Sc	Se	Sn	Sr	Ta
	Units	ppm	ppm	%	ppm	ppm	ppm	ppm	ppm	%	ppm	ppm	ppm	ppm	ppm	ppm
	LOD	0.002	0.02	0.0005	0.005	0.001	0.001	0.005	0.0002	0.002	0.002	0.005	0.002	0.01	0.01	0.005
957169		2.63	24.5	0.0405	13.90	<0.001	<0.001	7.91	<0.0002	0.026	0.378	2.99	0.376	1.01	4.36	<0.005
957170		2.02	14.40	0.0552	12.05	<0.001	<0.001	9.19	0.0004	0.021	0.369	1.300	0.263	0.79	3.06	<0.005
957171		2.63	22.7	0.0682	14.90	<0.001	<0.001	13.25	0.0004	0.032	0.420	2.25	0.476	0.88	3.54	<0.005
957172		1.745	67.4	0.0271	20.4	<0.001	<0.001	12.00	<0.0002	0.014	0.323	3.75	0.261	1.00	5.11	<0.005
957173		3.45	13.00	0.0301	39.1	<0.001	<0.001	12.65	0.0005	0.027	0.443	1.745	0.511	1.25	1.56	<0.005
957174		1.535	43.1	0.0311	27.1	<0.001	<0.001	11.60	0.0004	0.012	0.486	3.21	0.242	0.84	7.72	<0.005
957175		2.71	28.2	0.0723	24.1	<0.001	<0.001	14.45	<0.0002	0.037	0.493	3.09	0.654	0.76	5.88	<0.005
957176		0.767	20.7	0.0067	18.70	<0.001	<0.001	12.10	0.0002	<0.002	0.391	1.905	0.039	0.80	8.02	<0.005
957177		1.595	13.05	0.0587	20.4	<0.001	<0.001	16.10	<0.0002	0.029	0.364	1.515	0.471	0.92	2.01	<0.005
957178		2.62	19.70	0.0898	47.2	<0.001	<0.001	17.70	0.0005	0.034	0.501	2.73	0.498	1.04	3.06	<0.005
957179		1.745	30.1	0.0620	24.0	<0.001	<0.001	14.35	0.0007	0.026	0.442	3.21	0.533	0.89	5.10	<0.005
957180		0.213	27.7	0.0122	12.60	<0.001	<0.001	4.70	<0.0002	<0.002	0.313	3.62	0.039	0.42	7.09	<0.005
957181		1.780	27.0	0.0345	16.30	<0.001	<0.001	12.65	0.0003	0.014	0.453	2.29	0.165	1.13	7.96	<0.005
957182		2.19	40.5	0.0501	18.70	<0.001	<0.001	12.85	0.0003	0.020	0.328	3.30	0.368	1.09	9.46	<0.005
957183		1.540	49.1	0.0285	18.05	<0.001	<0.001	11.75	0.0005	0.009	0.436	3.59	0.194	1.14	9.41	<0.005
957184		1.930	22.4	0.0494	24.4	<0.001	<0.001	17.00	0.0004	0.024	0.465	2.64	0.404	1.04	4.92	<0.005
957185		2.26	14.00	0.0856	29.0	<0.001	<0.001	15.35	0.0003	0.030	0.489	1.660	0.383	1.14	3.83	<0.005
957186		2.51	15.65	0.0605	51.7	<0.001	<0.001	7.79	0.0003	0.040	0.406	2.45	0.422	0.95	7.13	<0.005
957187		0.510	11.15	0.0107	10.80	<0.001	<0.001	13.30	0.0002	0.003	0.295	1.400	0.078	0.88	2.43	<0.005
957188		0.544	28.8	0.0255	13.70	<0.001	<0.001	9.96	<0.0002	0.009	0.348	2.35	0.099	0.88	12.70	<0.005
957189		1.090	26.9	0.0618	21.2	<0.001	<0.001	12.85	0.0002	0.023	0.380	3.03	0.328	0.83	11.35	<0.005
957190		1.335	9.69	0.0321	14.00	<0.001	<0.001	11.95	<0.0002	0.021	0.348	1.935	0.315	1.06	3.71	<0.005
957191		0.450	12.70	0.0119	12.95	<0.001	<0.001	13.10	<0.0002	0.003	0.406	1.175	0.062	0.93	4.19	<0.005
957192		0.852	15.90	0.0154	15.85	<0.001	<0.001	13.10	<0.0002	0.008	0.382	2.11	0.138	1.13	4.41	<0.005
957193		0.453	24.9	0.0177	14.35	<0.001	<0.001	12.60	<0.0002	0.006	0.268	2.35	0.091	0.84	6.60	<0.005
957194		1.015	31.1	0.0516	19.80	<0.001	<0.001	16.75	0.0012	0.013	0.523	3.67	0.353	0.91	8.05	<0.005
957118		5.30	18.75	0.0617	9.47	<0.001	<0.001	7.18	0.0012	0.065	0.165	5.86	0.842	1.22	12.35	0.005

Comments: Always send INVCC to Debra Chapman. RD 9/9/2022.2023 price list

***** See Appendix Page for comments regarding this certificate *****

ALS Canada Ltd.
2103 Dollarton Hwy
North Vancouver BC V7H 0A7
Phone: +1 604 984 0221 Fax: +1 604 984 0218
www.alsglobal.com/geochemistry

To: FANCAMP EXPLORATION LTÉE
340, AVE VICTORIA
WESTMOUNT QC H3Z 2M8

Finalized Date: 6-JUL-2024
Account: FANCAM

Project: Riley Brook

CERTIFICATE OF ANALYSIS SD24156024

Sample Description	Method	AuME-ST43	AuME-ST43	AuME-ST43	AuME-ST43	AuME-ST43	AuME-ST43	AuME-ST43	AuME-ST43	AuME-ST43	AuME-ST43
	Analyte	Te	Th	Ti	Tl	U	V	W	Y	Zn	Zr
	Units	ppm	ppm	%	ppm	ppm	ppm	ppm	ppm	ppm	ppm
	LOD	0.001	0.0005	0.0001	0.0005	0.0005	0.05	0.001	0.001	0.1	0.01
957169		0.011	2.44	0.0288	0.1420	0.504	60.6	0.078	3.74	37.7	6.54
957170		0.010	0.883	0.0160	0.1075	0.363	36.3	0.099	2.37	46.4	0.79
957171		0.008	1.775	0.0163	0.1745	0.544	43.8	0.154	3.20	84.4	4.02
957172		0.009	1.980	0.0277	0.1270	0.538	56.5	0.083	3.67	69.8	2.18
957173		0.011	3.45	0.0035	0.252	0.655	33.4	0.270	2.43	55.0	6.81
957174		0.012	2.61	0.0128	0.1130	0.607	41.5	0.188	5.46	76.1	3.23
957175		0.012	3.79	0.0165	0.1705	0.651	42.6	0.348	4.09	99.4	9.11
957176		0.004	3.18	0.0514	0.0516	0.405	35.0	0.119	3.33	56.9	3.73
957177		0.013	2.61	0.0067	0.1465	0.425	29.9	0.657	3.35	52.8	2.17
957178		0.012	3.86	0.0080	0.232	0.657	37.0	0.483	4.71	95.3	6.54
957179		0.009	2.95	0.0091	0.1480	0.565	37.4	0.370	4.84	69.4	5.44
957180		0.005	3.70	0.0384	0.0444	0.455	27.1	0.114	8.66	40.9	2.40
957181		0.011	1.055	0.0833	0.0874	0.590	47.3	0.117	4.73	42.4	0.81
957182		0.008	2.47	0.0152	0.1925	0.486	48.9	0.118	3.25	98.9	3.59
957183		0.012	2.18	0.0299	0.0949	0.572	59.8	0.084	6.18	78.7	2.03
957184		0.007	3.42	0.0077	0.210	0.586	34.8	0.370	4.80	70.3	4.64
957185		0.011	1.910	0.0103	0.1775	0.576	38.4	0.347	3.77	42.5	2.47
957186		0.016	1.190	0.0229	0.1170	0.662	53.5	0.168	2.93	37.8	1.98
957187		0.006	2.59	0.0098	0.1095	0.381	20.3	0.301	3.13	26.4	0.48
957188		0.006	0.973	0.0137	0.0752	0.488	39.1	0.139	3.65	53.9	0.46
957189		0.008	2.00	0.0101	0.1445	0.637	43.2	0.292	6.79	62.8	2.62
957190		0.007	3.29	0.0094	0.1555	0.503	29.6	0.280	3.42	35.4	3.47
957191		0.006	1.245	0.0157	0.1195	0.360	22.1	0.238	2.76	31.4	0.14
957192		0.006	2.75	0.0075	0.1380	0.426	24.2	0.266	3.35	32.4	1.43
957193		0.003	1.495	0.0080	0.1070	0.376	28.7	0.128	2.37	48.9	0.53
957194		0.008	3.56	0.0193	0.1780	0.555	40.8	0.514	3.78	81.3	3.83
957118		0.018	1.820	0.352	0.0913	0.856	104.5	0.143	11.85	24.5	4.78

Comments: Always send INVCC to Debra Chapman. RD 9/9/2022.2023 price list

***** See Appendix Page for comments regarding this certificate *****

ALS Canada Ltd.
2103 Dollarton Hwy
North Vancouver BC V7H 0A7
Phone: +1 604 984 0221 Fax: +1 604 984 0218
www.alsglobal.com/geochemistry

To: FANCAMP EXPLORATION LTÉE
340, AVE VICTORIA
WESTMOUNT QC H3Z 2M8

Finalized Date: 6-JUL-2024
Account: FANCAM

Project: Riley Brook

CERTIFICATE OF ANALYSIS SD24156024

CERTIFICATE COMMENTS

ANALYTICAL COMMENTS

NSS is non-sufficient sample.
Applies to Method: ALL METHODS

LABORATORY ADDRESSES

Processed at ALS Sudbury located at 1351-B Kelly Lake Road, Unit #1, Sudbury, ON, Canada.
Applies to Method: LOG-22 SCR-41 WEI-21

Processed at ALS Vancouver located at 2103 Dollarton Hwy, North Vancouver, BC, Canada.
Applies to Method: AuME-ST43 OA-ELE07

ALS Canada Ltd.
2103 Dollarton Hwy
North Vancouver BC V7H 0A7
Phone: +1 604 984 0221 Fax: +1 604 984 0218
www.alsglobal.com/geochemistry

To: FANCAMP EXPLORATION LTÉE
340, AVE VICTORIA
WESTMOUNT QC H3Z 2M8

Finalized Date: 7-JUL-2024
Account: FANCAM

CERTIFICATE SD24156025

Project: Riley Brook

This report is for 355 samples of Soil submitted to our lab in Sudbury, ON, Canada on 12-JUN-2024.

The following have access to data associated with this certificate:

FRANCOIS AUCLAIR	CHRISTOPHER GRONDIN	

SAMPLE PREPARATION

ALS CODE	DESCRIPTION
WEI-21	Received Sample Weight
LOG-22	Sample login - Rcd w/o BarCode
SCR-41	Screen to -180um and save both

ANALYTICAL PROCEDURES

ALS CODE	DESCRIPTION	INSTRUMENT
AuME-ST43	25g Super Trace Au + Multi Element PKG	
OA-ELE07	Paste pH	

This is the Final Report and supersedes any preliminary report with this certificate number.Results apply to samples as submitted.All pages of this report have been checked and approved for release.
***** See Appendix Page for comments regarding this certificate *****
Comments: Always send INVCC to Debra Chapman. RD 9/9/2022.2023 price list

Signature:
Saa Traxler, Director, North Vancouver Operations

ALS Canada Ltd.
2103 Dollarton Hwy
North Vancouver BC V7H 0A7
Phone: +1 604 984 0221 Fax: +1 604 984 0218
www.alsglobal.com/geochemistry

To: FANCAMP EXPLORATION LTÉE
340, AVE VICTORIA
WESTMOUNT QC H3Z 2M8

Finalized Date: 7-JUL-2024
Account: FANCAM

Project: Riley Brook

CERTIFICATE OF ANALYSIS SD24156025

Sample Description	Method	WEI-21	OA-ELE07	AuME-ST43	AuME-ST43	AuME-ST43	AuME-ST43	AuME-ST43	AuME-ST43	AuME-ST43	AuME-ST43	AuME-ST43	AuME-ST43	AuME-ST43	AuME-ST43	AuME-ST43
	Analyte	Recvd Wt.	pH	Au	Ag	Al	As	B	Ba	Be	Bi	Ca	Cd	Ce	Co	Cr
	Units	kg	Unity	ppm	ppm	%	ppm	ppm	ppm	ppm	ppm	%	ppm	ppm	ppm	ppm
	LOD	0.02	0.1	0.0001	0.001	0.01	0.01	2	0.05	0.005	0.0005	0.01	0.001	0.001	0.001	0.01
957197		0.32	4.6	0.0005	0.092	3.59	7.63	2	36.6	0.643	0.1690	0.04	0.282	23.1	11.70	63.7
957198		0.31	4.8	0.0012	0.101	4.90	3.84	<2	29.4	0.753	0.1080	0.03	0.295	21.1	5.38	52.3
957199		0.32	4.6	0.0017	0.078	1.98	4.38	<2	32.7	0.566	0.1735	0.04	0.099	26.9	4.23	39.8
957200		0.33	4.9	0.0006	0.132	3.99	6.34	<2	44.5	1.790	0.1800	0.04	0.186	46.9	12.85	51.0
957201		0.37	4.5	0.0001	0.096	1.33	4.80	<2	24.3	0.442	0.1495	0.04	0.089	25.5	2.68	19.50
957202		0.30	4.7	0.0003	0.155	3.57	4.20	2	64.1	0.692	0.1270	0.09	0.407	18.60	7.41	76.5
957203		0.47	4.9	0.0003	0.119	3.06	5.11	<2	36.6	0.725	0.1430	0.07	0.284	22.3	8.23	54.5
957204		0.29	4.6	<0.0001	0.257	2.68	8.66	2	67.2	0.687	0.242	0.11	0.277	17.90	7.01	79.0
957205		0.37	4.5	0.0011	0.069	2.80	4.20	<2	52.2	1.255	0.218	0.05	0.165	28.0	5.52	28.9
957206		0.43	4.7	0.0014	0.064	1.42	2.94	<2	38.2	0.552	0.1595	0.03	0.089	24.5	3.51	18.00
957207		0.45	4.2	<0.0001	0.033	1.86	5.28	2	70.9	0.866	0.1460	0.17	0.067	12.75	13.65	52.2
957208		0.46	4.4	0.0001	0.013	0.84	1.87	<2	22.1	0.428	0.1650	0.02	0.022	7.86	1.655	6.64
957209		0.29	4.3	0.0005	0.054	1.10	1.45	<2	11.70	0.260	0.1615	0.01	0.062	24.2	0.888	8.63
957210		0.36	4.8	0.0016	0.026	0.72	14.10	<2	55.4	0.357	0.1245	0.12	0.054	25.1	6.41	16.90
957211		0.50	5.2	0.0010	0.022	1.28	16.20	2	110.5	1.025	0.1960	0.34	0.081	48.5	8.67	30.6
957212		0.42	5.0	0.0027	0.010	1.56	5.38	<2	80.7	1.145	0.227	0.21	0.072	50.7	10.05	38.5
957213		0.49	4.8	0.0003	0.053	1.98	4.56	2	44.7	1.515	0.1820	0.06	0.072	27.6	8.98	31.1
957214		0.52	4.5	0.0002	0.073	2.59	4.15	<2	36.9	0.716	0.1790	0.05	0.083	23.4	7.48	44.5
957215		0.58	4.8	0.0005	0.022	1.70	4.10	<2	41.7	1.700	0.1465	0.02	0.096	47.2	5.40	22.4
957216		0.35	4.7	0.0011	0.122	2.93	3.45	<2	36.9	0.832	0.1560	0.02	0.285	28.8	3.43	16.40
957217		0.46	4.6	0.0005	0.133	2.15	4.62	<2	24.1	0.436	0.1745	0.02	0.160	22.8	3.45	23.5
957218		0.43	5.3	0.0008	0.020	1.22	14.20	<2	105.0	0.950	0.1745	0.30	0.066	44.5	8.16	28.9
957219		0.72	4.7	0.0013	0.003	1.12	4.01	<2	56.6	0.608	0.1435	0.04	0.025	27.8	7.96	20.7
957220		0.37	5.0	0.0007	0.016	1.06	11.40	<2	165.0	1.580	0.1460	0.16	0.053	35.8	9.49	24.3
957221		0.46	4.6	0.0019	0.063	2.54	5.31	2	69.7	0.820	0.1815	0.03	0.117	24.5	10.45	40.1
957222		0.58	4.4	0.0002	0.029	1.74	3.48	2	53.3	0.917	0.1740	0.05	0.068	17.85	13.15	40.5
957223		0.76	5.0	0.0005	0.002	1.52	4.13	<2	72.5	1.145	0.1675	0.23	0.063	39.0	11.60	41.7
957224		0.44	4.7	0.0003	0.064	2.19	6.97	2	80.4	3.07	0.202	0.06	0.139	74.1	6.92	33.5
957225		0.38	4.9	0.0001	0.027	1.42	7.12	<2	97.6	1.840	0.1665	0.21	0.077	70.4	7.94	28.2
957226		0.48	4.8	0.0010	0.054	3.10	4.26	2	66.2	0.860	0.1885	0.01	0.064	27.8	7.54	36.0
957227		0.60	4.3	0.0003	0.027	1.38	3.85	2	44.1	0.603	0.1690	0.02	0.059	25.3	7.14	23.0
957228		0.49	4.7	0.0008	0.039	1.32	3.54	<2	48.2	0.654	0.1530	0.04	0.099	25.4	6.97	18.80
957229		0.46	4.9	0.0024	0.091	3.41	2.75	<2	39.2	0.859	0.1325	0.03	0.176	21.7	2.66	17.50
957230		0.69	5.1	0.0008	0.007	0.62	4.52	<2	43.0	0.842	0.1010	0.08	0.028	31.6	4.54	14.60
957231		0.46	4.9	0.0003	0.040	2.67	3.45	<2	51.6	0.879	0.1145	0.03	0.215	41.9	7.86	41.9
957232		0.37	4.7	0.0012	0.066	2.52	3.52	2	54.1	1.600	0.1360	0.04	0.205	68.2	7.70	36.1
957233		0.53	4.3	NSS	NSS	NSS	NSS	NSS	NSS	NSS	NSS	NSS	NSS	NSS	NSS	NSS
957234		0.55	4.7	0.0010	0.006	0.85	2.49	<2	58.0	0.350	0.1605	0.07	0.027	28.1	6.69	19.50
957235		0.45	4.6	NSS	NSS	NSS	NSS	NSS	NSS	NSS	NSS	NSS	NSS	NSS	NSS	NSS
957236		0.37	4.9	NSS	NSS	NSS	NSS	NSS	NSS	NSS	NSS	NSS	NSS	NSS	NSS	NSS

Comments: Always send INVCC to Debra Chapman. RD 9/9/2022.2023 price list

***** See Appendix Page for comments regarding this certificate *****

ALS Canada Ltd.
2103 Dollarton Hwy
North Vancouver BC V7H 0A7
Phone: +1 604 984 0221 Fax: +1 604 984 0218
www.alsglobal.com/geochemistry

To: FANCAMP EXPLORATION LTÉE
340, AVE VICTORIA
WESTMOUNT QC H3Z 2M8

Finalized Date: 7-JUL-2024
Account: FANCAM

Project: Riley Brook

CERTIFICATE OF ANALYSIS SD24156025

Sample Description	Method	AuME-ST43	AuME-ST43	AuME-ST43	AuME-ST43	AuME-ST43	AuME-ST43	AuME-ST43	AuME-ST43	AuME-ST43	AuME-ST43	AuME-ST43	AuME-ST43	AuME-ST43	AuME-ST43	AuME-ST43
	Analyte	Cs	Cu	Fe	Ga	Ge	Hf	Hg	In	K	La	Li	Mg	Mn	Mo	Na
	Units	ppm	ppm	%	ppm	ppm	ppm	ppm	ppm	%	ppm	ppm	%	ppm	ppm	%
	LOD	0.001	0.01	0.001	0.004	0.005	0.002	0.002	0.005	0.01	0.002	0.1	0.01	0.1	0.002	0.001
957197		1.185	18.05	3.92	7.31	0.021	0.248	0.191	0.043	0.06	10.35	28.6	0.72	357	0.347	0.004
957198		0.738	5.70	3.18	7.14	0.023	0.350	0.204	0.044	0.03	9.94	21.4	0.22	148.5	0.444	0.002
957199		0.905	6.22	3.86	8.13	0.027	0.089	0.073	0.027	0.04	13.10	15.7	0.22	115.0	0.333	0.002
957200		1.365	10.40	3.76	8.91	0.042	0.378	0.137	0.052	0.05	19.30	22.0	0.40	427	0.422	0.004
957201		1.100	3.82	3.17	8.09	0.029	0.010	0.079	0.022	0.04	12.45	7.7	0.11	128.0	0.355	0.007
957202		1.190	12.55	4.52	8.34	0.030	0.131	0.238	0.037	0.04	7.25	23.0	0.44	655	0.381	0.006
957203		1.065	6.42	3.05	7.47	0.031	0.166	0.114	0.024	0.03	10.40	16.9	0.56	302	0.290	0.004
957204		0.889	10.20	6.21	11.65	0.033	0.040	0.130	0.038	0.03	7.36	16.4	0.38	505	0.301	0.017
957205		1.370	6.91	3.82	10.65	0.025	0.275	0.111	0.051	0.06	11.50	25.6	0.34	194.0	0.433	0.005
957206		1.510	3.65	1.880	5.96	0.024	0.040	0.062	0.019	0.05	12.10	14.5	0.19	146.5	0.233	0.003
957207		1.060	9.85	3.23	7.95	0.022	0.035	0.025	0.020	0.07	9.05	22.9	1.12	472	0.247	0.005
957208		1.205	2.01	1.320	5.70	0.011	0.020	0.032	0.022	0.05	5.03	4.1	0.10	154.5	0.527	0.002
957209		0.853	2.35	1.450	11.75	0.022	0.052	0.047	0.036	0.02	12.15	3.6	0.05	48.2	0.285	0.003
957210		1.045	3.93	1.360	2.78	0.024	0.005	0.016	0.012	0.07	13.40	11.9	0.31	256	1.210	0.003
957211		3.77	9.13	2.25	3.43	0.068	0.171	0.023	0.023	0.16	19.65	16.1	0.57	268	0.872	0.009
957212		2.86	10.40	2.23	4.13	0.055	0.087	0.012	0.022	0.17	23.0	20.2	0.74	260	0.195	0.005
957213		2.07	6.90	2.95	6.62	0.032	0.071	0.058	0.028	0.09	13.80	27.2	0.47	215	0.455	0.004
957214		0.695	6.39	4.09	10.00	0.033	0.129	0.112	0.042	0.04	12.85	21.4	0.51	237	0.504	0.003
957215		1.620	4.94	2.41	6.28	0.047	0.084	0.073	0.036	0.06	20.3	15.2	0.35	210	0.355	0.003
957216		1.480	4.75	2.30	12.00	0.029	0.234	0.109	0.050	0.04	14.60	9.8	0.16	194.5	0.381	0.003
957217		1.715	4.25	3.32	8.13	0.029	0.127	0.130	0.027	0.05	12.25	17.3	0.17	83.9	0.299	0.003
957218		2.10	8.46	2.36	3.40	0.052	0.109	0.017	0.019	0.13	19.60	15.9	0.57	235	0.727	0.004
957219		2.27	4.54	2.07	3.38	0.032	0.016	0.011	0.017	0.12	14.85	18.1	0.46	281	0.071	0.003
957220		1.785	6.48	1.680	3.70	0.053	0.005	0.017	0.018	0.11	20.5	16.8	0.51	648	0.235	0.005
957221		2.48	8.54	3.00	5.67	0.026	0.155	0.060	0.028	0.12	13.30	28.1	0.59	314	0.209	0.005
957222		1.165	8.86	2.69	6.42	0.020	0.053	0.028	0.022	0.11	10.85	26.1	0.96	473	0.145	0.004
957223		1.485	9.14	2.77	4.44	0.050	0.033	0.007	0.019	0.09	23.0	20.4	0.93	395	0.123	0.005
957224		1.945	7.00	3.52	7.92	0.065	0.058	0.064	0.038	0.06	23.1	25.7	0.47	212	0.709	0.004
957225		1.885	7.97	2.37	4.76	0.037	0.032	0.028	0.035	0.08	13.35	22.5	0.55	412	0.356	0.003
957226		2.80	10.50	3.01	7.07	0.034	0.188	0.119	0.031	0.13	14.00	27.5	0.40	170.0	0.281	0.004
957227		2.57	6.14	2.14	4.89	0.028	0.033	0.037	0.018	0.13	13.40	17.2	0.47	235	0.135	0.005
957228		3.16	5.26	1.690	4.54	0.026	0.035	0.052	0.020	0.15	11.95	17.1	0.42	297	0.147	0.005
957229		2.20	3.95	1.840	10.25	0.026	0.245	0.187	0.052	0.04	11.20	14.2	0.15	373	0.412	0.004
957230		1.800	3.51	1.210	2.10	0.032	0.007	0.013	0.013	0.07	13.10	11.7	0.29	176.0	0.110	0.003
957231		1.345	8.48	2.66	5.43	0.033	0.218	0.072	0.040	0.04	14.45	27.0	0.62	247	0.420	0.003
957232		1.365	8.43	2.51	5.76	0.038	0.327	0.092	0.064	0.04	17.20	21.3	0.57	399	0.402	0.003
957233		NSS	NSS	NSS	NSS	NSS	NSS	NSS	NSS	NSS	NSS	NSS	NSS	NSS	NSS	NSS
957234		2.60	4.30	1.360	4.32	0.027	0.005	0.013	0.012	0.10	13.90	11.6	0.38	182.0	0.108	0.001
957235		NSS	NSS	NSS	NSS	NSS	NSS	NSS	NSS	NSS	NSS	NSS	NSS	NSS	NSS	NSS
957236		NSS	NSS	NSS	NSS	NSS	NSS	NSS	NSS	NSS	NSS	NSS	NSS	NSS	NSS	NSS

Comments: Always send INVCC to Debra Chapman. RD 9/9/2022.2023 price list

***** See Appendix Page for comments regarding this certificate *****

ALS Canada Ltd.
2103 Dollarton Hwy
North Vancouver BC V7H 0A7
Phone: +1 604 984 0221 Fax: +1 604 984 0218
www.alsglobal.com/geochemistry

To: FANCAMP EXPLORATION LTÉE
340, AVE VICTORIA
WESTMOUNT QC H3Z 2M8

Finalized Date: 7-JUL-2024
Account: FANCAM

Project: Riley Brook

CERTIFICATE OF ANALYSIS SD24156025

Sample Description	Method	AuME-ST43	AuME-ST43	AuME-ST43	AuME-ST43	AuME-ST43	AuME-ST43	AuME-ST43	AuME-ST43	AuME-ST43	AuME-ST43	AuME-ST43	AuME-ST43	AuME-ST43	AuME-ST43	AuME-ST43
	Analyte	Nb	Ni	P	Pb	Pd	Pt	Rb	Re	S	Sb	Sc	Se	Sn	Sr	Ta
	Units	ppm	ppm	%	ppm	ppm	ppm	ppm	ppm	%	ppm	ppm	ppm	ppm	ppm	ppm
	LOD	0.002	0.02	0.0005	0.005	0.001	0.001	0.005	0.0002	0.002	0.002	0.005	0.002	0.01	0.01	0.005
957197		1.975	39.4	0.0848	24.2	<0.001	<0.001	13.75	<0.0002	0.051	0.401	3.18	0.946	1.00	9.42	<0.005
957198		2.38	19.70	0.0800	12.25	<0.001	<0.001	7.40	0.0003	0.058	0.270	3.07	0.927	0.79	4.33	<0.005
957199		1.890	12.35	0.1180	15.35	<0.001	<0.001	13.20	0.0002	0.024	0.319	2.32	0.389	1.00	4.29	<0.005
957200		3.21	26.0	0.1895	28.9	<0.001	0.001	15.05	0.0003	0.046	0.409	3.84	0.634	1.12	5.62	<0.005
957201		2.14	6.36	0.1450	14.40	0.001	<0.001	13.50	0.0002	0.027	0.582	0.837	0.226	1.20	2.73	<0.005
957202		4.00	27.7	0.0923	9.44	<0.001	<0.001	11.95	0.0006	0.055	0.303	3.47	0.756	1.12	5.54	<0.005
957203		2.89	27.6	0.0892	13.80	<0.001	<0.001	11.25	<0.0002	0.037	0.384	2.60	0.433	0.92	5.40	<0.005
957204		4.66	22.2	0.255	12.20	<0.001	<0.001	8.88	0.0003	0.070	0.331	3.18	0.713	1.28	7.61	<0.005
957205		4.51	20.3	0.1285	12.05	<0.001	<0.001	13.50	0.0002	0.038	0.234	1.645	0.427	1.76	4.71	<0.005
957206		1.030	9.86	0.0309	8.54	<0.001	<0.001	11.40	<0.0002	0.015	0.222	1.290	0.189	1.07	3.00	<0.005
957207		0.413	38.2	0.0258	9.76	0.002	<0.001	10.95	<0.0002	0.010	0.261	3.40	0.062	1.68	20.7	<0.005
957208		1.280	4.68	0.0089	8.98	<0.001	<0.001	6.68	<0.0002	0.008	0.243	0.482	0.070	2.68	2.26	<0.005
957209		3.79	2.47	0.0167	11.25	<0.001	<0.001	5.02	<0.0002	0.014	0.219	0.630	0.166	1.97	1.47	<0.005
957210		0.346	15.65	0.0127	8.92	0.001	<0.001	10.00	<0.0002	0.006	0.168	1.155	0.067	0.68	6.29	<0.005
957211		0.766	26.3	0.0363	19.30	<0.001	<0.001	14.00	0.0002	0.013	0.486	4.47	0.159	0.84	12.50	<0.005
957212		0.278	29.5	0.0280	25.4	0.004	<0.001	12.60	<0.0002	0.004	0.400	5.15	0.058	1.04	9.90	<0.005
957213		1.260	24.0	0.0524	13.60	<0.001	<0.001	14.85	0.0002	0.019	0.307	2.23	0.241	1.19	6.10	<0.005
957214		1.670	19.65	0.0501	12.05	0.001	<0.001	5.52	0.0003	0.030	0.220	2.71	0.456	1.41	6.52	<0.005
957215		1.130	16.30	0.0160	13.05	0.003	<0.001	12.90	0.0003	0.014	0.289	1.855	0.186	1.35	3.24	<0.005
957216		2.99	8.99	0.1475	14.85	0.001	<0.001	9.92	0.0002	0.040	0.301	1.150	0.483	1.22	2.12	<0.005
957217		1.960	10.05	0.0759	17.15	0.001	<0.001	12.10	<0.0002	0.029	0.323	1.455	0.493	1.01	2.83	<0.005
957218		0.402	24.6	0.0350	18.20	0.002	<0.001	10.35	<0.0002	0.007	0.347	4.14	0.129	0.80	11.45	<0.005
957219		0.355	20.2	0.0067	11.30	0.001	<0.001	13.80	<0.0002	0.002	0.190	2.24	0.020	0.87	3.19	<0.005
957220		0.329	22.9	0.0168	11.75	0.002	<0.001	21.0	0.0007	0.010	0.206	2.03	0.075	0.95	10.55	<0.005
957221		0.838	29.4	0.0538	13.20	<0.001	<0.001	16.00	<0.0002	0.018	0.314	3.31	0.206	1.14	4.98	<0.005
957222		0.430	35.7	0.0281	11.80	<0.001	<0.001	15.00	<0.0002	0.010	0.275	2.66	0.090	1.20	7.68	<0.005
957223		0.257	34.6	0.0426	11.05	<0.001	<0.001	8.00	<0.0002	0.003	0.250	3.53	0.025	0.91	11.95	<0.005
957224		1.530	23.5	0.0613	13.95	0.002	<0.001	11.80	0.0002	0.021	0.262	2.22	0.324	1.31	5.94	<0.005
957225		0.834	22.2	0.0237	12.35	<0.001	<0.001	11.60	0.0003	0.008	0.237	1.970	0.096	1.44	12.85	<0.005
957226		0.870	24.1	0.0499	10.70	0.003	<0.001	16.80	0.0002	0.028	0.204	3.48	0.312	1.13	2.07	<0.005
957227		0.638	20.4	0.0198	10.50	0.001	<0.001	20.1	<0.0002	0.009	0.221	2.04	0.122	0.97	2.92	<0.005
957228		0.568	18.40	0.0239	8.96	0.002	<0.001	20.9	<0.0002	0.010	0.189	1.805	0.129	1.01	2.84	<0.005
957229		3.51	8.31	0.0725	8.21	<0.001	<0.001	8.69	0.0003	0.044	0.241	1.195	0.624	1.78	2.38	<0.005
957230		0.278	13.15	0.0083	7.18	0.002	<0.001	10.20	<0.0002	0.003	0.191	1.245	0.034	0.63	3.62	<0.005
957231		1.365	32.0	0.0334	10.15	<0.001	<0.001	8.62	0.0002	0.017	0.238	2.33	0.286	1.06	4.53	<0.005
957232		2.39	27.5	0.0389	14.00	<0.001	<0.001	9.75	0.0002	0.023	0.305	2.38	0.275	1.52	5.25	<0.005
957233		NSS	NSS	NSS	NSS	NSS	NSS	NSS	NSS	NSS	NSS	NSS	NSS	NSS	NSS	NSS
957234		0.408	18.50	0.0086	8.93	<0.001	<0.001	16.50	<0.0002	0.003	0.173	1.800	0.038	0.78	4.45	<0.005
957235		NSS	NSS	NSS	NSS	NSS	NSS	NSS	NSS	NSS	NSS	NSS	NSS	NSS	NSS	NSS
957236		NSS	NSS	NSS	NSS	NSS	NSS	NSS	NSS	NSS	NSS	NSS	NSS	NSS	NSS	NSS

Comments: Always send INVCC to Debra Chapman. RD 9/9/2022.2023 price list

***** See Appendix Page for comments regarding this certificate *****

ALS Canada Ltd.
2103 Dollarton Hwy
North Vancouver BC V7H 0A7
Phone: +1 604 984 0221 Fax: +1 604 984 0218
www.alsglobal.com/geochemistry

To: FANCAMP EXPLORATION LTÉE
340, AVE VICTORIA
WESTMOUNT QC H3Z 2M8

Finalized Date: 7-JUL-2024
Account: FANCAM

Project: Riley Brook

CERTIFICATE OF ANALYSIS SD24156025

Sample Description	Method	AuME-ST43	AuME-ST43	AuME-ST43	AuME-ST43	AuME-ST43	AuME-ST43	AuME-ST43	AuME-ST43	AuME-ST43	AuME-ST43
	Analyte	Te	Th	Ti	Tl	U	V	W	Y	Zn	Zr
	Units	ppm	ppm	%	ppm	ppm	ppm	ppm	ppm	ppm	ppm
	LOD	0.001	0.0005	0.0001	0.0005	0.0005	0.05	0.001	0.001	0.1	0.01
957197		0.019	2.75	0.0088	0.1685	0.638	54.2	0.324	3.62	74.6	7.25
957198		0.013	3.62	0.0170	0.1320	0.657	48.4	0.251	4.09	138.5	11.60
957199		0.012	2.44	0.0163	0.1290	0.501	57.8	0.176	3.69	26.1	2.79
957200		0.012	4.09	0.0151	0.1645	0.748	56.6	0.456	9.60	101.5	12.85
957201		0.009	0.346	0.0173	0.1645	0.508	47.1	0.126	2.65	29.5	0.30
957202		0.021	2.15	0.1465	0.1515	0.819	72.4	0.079	4.45	110.5	3.53
957203		0.010	1.790	0.0353	0.1425	0.557	48.3	0.149	4.18	81.6	5.26
957204		0.031	1.840	0.201	0.1625	0.786	106.0	0.134	3.42	62.5	2.61
957205		0.019	4.22	0.0109	0.1085	0.585	43.3	0.436	3.79	58.0	7.53
957206		0.007	2.33	0.0088	0.1185	0.343	30.8	0.258	3.57	31.1	1.16
957207		0.007	1.215	0.0084	0.0728	0.400	30.1	0.384	4.04	61.9	0.72
957208		0.006	1.560	0.0034	0.1045	0.272	17.65	0.134	4.80	28.1	0.77
957209		0.005	2.58	0.0108	0.0806	0.377	20.5	0.237	2.60	19.2	1.70
957210		0.005	1.275	0.0097	0.0723	0.462	40.2	0.435	2.74	27.6	0.79
957211		0.012	6.77	0.0196	0.1170	1.250	67.5	1.650	11.60	40.1	7.72
957212		0.008	7.59	0.0055	0.1185	0.705	47.1	0.665	12.90	52.4	3.97
957213		0.013	3.21	0.0094	0.1220	0.476	46.0	0.699	7.35	42.2	2.20
957214		0.010	2.56	0.0083	0.0991	0.531	53.2	0.211	4.16	27.0	3.56
957215		0.006	4.08	0.0059	0.1180	0.712	35.3	0.397	12.45	50.2	2.89
957216		0.007	3.15	0.0087	0.1755	0.596	29.0	0.645	5.37	65.8	6.28
957217		0.012	3.58	0.0101	0.1520	0.459	56.0	0.710	2.71	29.9	4.60
957218		0.007	6.11	0.0054	0.0916	1.180	44.5	0.807	11.20	38.8	4.72
957219		0.004	4.46	0.0101	0.0970	0.411	40.2	0.446	4.66	29.7	0.95
957220		0.006	0.863	0.0131	0.1090	0.441	46.4	0.745	13.70	32.7	0.17
957221		0.011	4.53	0.0053	0.1530	0.452	44.5	0.807	5.28	52.8	4.35
957222		0.008	2.13	0.0055	0.1050	0.327	34.3	0.659	3.57	59.0	1.24
957223		0.007	5.07	0.0213	0.0650	0.682	38.5	0.318	11.10	42.9	1.75
957224		0.015	2.62	0.0217	0.0933	1.560	49.5	0.550	17.20	53.7	1.68
957225		0.009	2.53	0.0105	0.0904	0.481	38.0	0.445	7.41	47.6	0.85
957226		0.009	5.40	0.0030	0.1705	0.464	40.5	0.486	5.09	44.4	5.58
957227		0.007	2.84	0.0096	0.1315	0.388	33.8	0.606	4.01	32.5	0.96
957228		0.005	2.28	0.0070	0.1300	0.408	26.7	0.550	3.85	40.4	0.98
957229		0.008	3.48	0.0073	0.1030	0.577	19.20	0.483	4.75	95.2	6.81
957230		0.004	1.970	0.0128	0.0624	0.299	23.8	0.593	6.43	19.5	0.16
957231		0.009	3.70	0.0071	0.0936	0.539	25.8	0.370	5.07	142.0	6.57
957232		0.010	3.93	0.0129	0.0732	0.662	26.0	0.514	8.20	85.0	9.16
957233		NSS	NSS	NSS	NSS	NSS	NSS	NSS	NSS	NSS	NSS
957234		0.003	1.910	0.0253	0.0905	0.296	31.9	0.519	2.72	27.7	0.15
957235		NSS	NSS	NSS	NSS	NSS	NSS	NSS	NSS	NSS	NSS
957236		NSS	NSS	NSS	NSS	NSS	NSS	NSS	NSS	NSS	NSS

Comments: Always send INVCC to Debra Chapman. RD 9/9/2022.2023 price list

***** See Appendix Page for comments regarding this certificate *****

ALS Canada Ltd.
2103 Dollarton Hwy
North Vancouver BC V7H 0A7
Phone: +1 604 984 0221 Fax: +1 604 984 0218
www.alsglobal.com/geochemistry

To: FANCAMP EXPLORATION LTÉE
340, AVE VICTORIA
WESTMOUNT QC H3Z 2M8

Finalized Date: 7-JUL-2024
Account: FANCAM

Project: Riley Brook

CERTIFICATE OF ANALYSIS SD24156025

Sample Description	Method Analyte Units LOD	WEI-21 Recvd Wt. kg 0.02	OA-ELE07 pH Unity 0.1	AuME-ST43 Au ppm 0.0001	AuME-ST43 Ag ppm 0.001	AuME-ST43 Al % 0.01	AuME-ST43 As ppm 0.01	AuME-ST43 B ppm 2	AuME-ST43 Ba ppm 0.05	AuME-ST43 Be ppm 0.005	AuME-ST43 Bi ppm 0.0005	AuME-ST43 Ca % 0.01	AuME-ST43 Cd ppm 0.001	AuME-ST43 Ce ppm 0.001	AuME-ST43 Co ppm 0.001	AuME-ST43 Cr ppm 0.01
957237		0.51	4.7	NSS	NSS	NSS	NSS	NSS	NSS	NSS	NSS	NSS	NSS	NSS	NSS	NSS
957238		0.58	5.0	0.0004	0.033	2.40	5.58	<2	55.4	1.385	0.1665	0.10	0.089	57.8	8.50	45.4
957239		0.59	4.6	0.0002	0.020	1.99	2.22	<2	31.3	0.500	0.1485	0.04	0.035	21.4	6.31	25.7
957240		0.52	4.6	0.0050	0.017	1.67	3.09	<2	36.4	0.492	0.1765	0.06	0.055	23.5	8.11	29.0
957241		0.42	4.6	0.0001	0.049	1.57	3.22	<2	50.5	0.553	0.1825	0.05	0.051	28.8	9.20	25.9
957243		0.42	4.7	NSS	NSS	NSS	NSS	NSS	NSS	NSS	NSS	NSS	NSS	NSS	NSS	NSS
957244		0.49	4.5	NSS	NSS	NSS	NSS	NSS	NSS	NSS	NSS	NSS	NSS	NSS	NSS	NSS
957245		0.46	4.7	NSS	NSS	NSS	NSS	NSS	NSS	NSS	NSS	NSS	NSS	NSS	NSS	NSS
957246		0.47	4.7	NSS	NSS	NSS	NSS	NSS	NSS	NSS	NSS	NSS	NSS	NSS	NSS	NSS
957247		0.32	4.7	NSS	NSS	NSS	NSS	NSS	NSS	NSS	NSS	NSS	NSS	NSS	NSS	NSS
957248		0.38	4.7	NSS	NSS	NSS	NSS	NSS	NSS	NSS	NSS	NSS	NSS	NSS	NSS	NSS
957249		0.36	4.9	NSS	NSS	NSS	NSS	NSS	NSS	NSS	NSS	NSS	NSS	NSS	NSS	NSS
957250		0.35	4.9	0.0001	0.054	3.09	7.04	<2	53.3	2.85	0.268	0.04	0.060	41.1	4.38	22.0
957251		0.52	4.8	NSS	NSS	NSS	NSS	NSS	NSS	NSS	NSS	NSS	NSS	NSS	NSS	NSS
957252		0.57	5.0	NSS	NSS	NSS	NSS	NSS	NSS	NSS	NSS	NSS	NSS	NSS	NSS	NSS
957253		0.47	4.8	NSS	NSS	NSS	NSS	NSS	NSS	NSS	NSS	NSS	NSS	NSS	NSS	NSS
957254		0.51	5.0	<0.0001	0.153	2.70	5.98	<2	49.8	0.797	0.203	0.03	0.123	28.9	9.37	39.4
957255		0.64	5.2	NSS	NSS	NSS	NSS	NSS	NSS	NSS	NSS	NSS	NSS	NSS	NSS	NSS
957256		0.64	5.3	0.0002	0.035	1.96	7.32	<2	73.5	0.877	0.1805	0.19	0.065	137.5	11.15	41.0
957257		0.45	5.2	NSS	NSS	NSS	NSS	NSS	NSS	NSS	NSS	NSS	NSS	NSS	NSS	NSS
957258		0.49	5.1	0.0005	0.021	2.81	4.41	<2	39.6	0.566	0.1010	0.11	0.088	31.5	13.25	52.4
957259		0.52	4.9	NSS	NSS	NSS	NSS	NSS	NSS	NSS	NSS	NSS	NSS	NSS	NSS	NSS
957260		0.67	5.3	NSS	NSS	NSS	NSS	NSS	NSS	NSS	NSS	NSS	NSS	NSS	NSS	NSS
957261		0.41	4.8	NSS	NSS	NSS	NSS	NSS	NSS	NSS	NSS	NSS	NSS	NSS	NSS	NSS
957262		0.61	5.0	<0.0001	0.069	2.43	4.76	<2	48.9	0.634	0.1660	0.05	0.070	29.1	7.00	28.7
957263		0.40	4.8	NSS	NSS	NSS	NSS	NSS	NSS	NSS	NSS	NSS	NSS	NSS	NSS	NSS
957264		0.48	4.8	NSS	NSS	NSS	NSS	NSS	NSS	NSS	NSS	NSS	NSS	NSS	NSS	NSS
957265		0.48	5.1	NSS	NSS	NSS	NSS	NSS	NSS	NSS	NSS	NSS	NSS	NSS	NSS	NSS
957266		0.50	4.7	NSS	NSS	NSS	NSS	NSS	NSS	NSS	NSS	NSS	NSS	NSS	NSS	NSS
957267		0.51	4.8	NSS	NSS	NSS	NSS	NSS	NSS	NSS	NSS	NSS	NSS	NSS	NSS	NSS
957268		0.45	5.9	NSS	NSS	NSS	NSS	NSS	NSS	NSS	NSS	NSS	NSS	NSS	NSS	NSS
957269		0.44	4.3	NSS	NSS	NSS	NSS	NSS	NSS	NSS	NSS	NSS	NSS	NSS	NSS	NSS
957270		0.52	5.1	0.0008	0.029	1.90	47.5	2	127.5	1.315	0.1470	0.42	0.113	75.4	15.30	60.1
957271		0.50	4.5	0.0004	0.048	1.50	4.68	<2	39.3	0.579	0.1375	0.08	0.063	30.0	7.45	33.4
957272		0.50	4.3	0.0003	0.111	1.48	2.47	<2	32.3	0.470	0.1720	0.06	0.084	31.2	8.44	30.1
957273		0.45	4.6	0.0006	0.042	3.16	3.09	<2	31.3	0.563	0.1580	0.02	0.062	26.3	6.50	37.1
957274		0.46	4.1	0.0040	0.019	0.47	1.18	<2	7.72	0.087	0.1250	0.01	0.019	34.6	0.762	3.89
957275		0.32	4.5	NSS	NSS	NSS	NSS	NSS	NSS	NSS	NSS	NSS	NSS	NSS	NSS	NSS
957276		0.47	4.4	0.0005	0.015	0.93	1.83	<2	32.4	0.468	0.1465	0.04	0.060	33.9	6.50	22.5
957277		0.52	4.9	0.0008	0.012	2.18	11.25	<2	63.5	0.821	0.1790	0.10	0.067	50.3	12.80	47.5

Comments: Always send INVCC to Debra Chapman. RD 9/9/2022.2023 price list

***** See Appendix Page for comments regarding this certificate *****

ALS Canada Ltd.
2103 Dollarton Hwy
North Vancouver BC V7H 0A7
Phone: +1 604 984 0221 Fax: +1 604 984 0218
www.alsglobal.com/geochemistry

To: FANCAMP EXPLORATION LTÉE
340, AVE VICTORIA
WESTMOUNT QC H3Z 2M8

Project: Riley Brook

CERTIFICATE OF ANALYSIS SD24156025

Sample Description	Method	AuME-ST43	AuME-ST43	AuME-ST43	AuME-ST43	AuME-ST43	AuME-ST43	AuME-ST43	AuME-ST43	AuME-ST43	AuME-ST43	AuME-ST43	AuME-ST43	AuME-ST43	AuME-ST43	AuME-ST43
	Analyte	Cs	Cu	Fe	Ga	Ge	Hf	Hg	In	K	La	Li	Mg	Mn	Mo	Na
	Units	ppm	ppm	%	ppm	ppm	ppm	ppm	ppm	%	ppm	ppm	%	ppm	ppm	%
	LOD	0.001	0.01	0.001	0.004	0.005	0.002	0.002	0.005	0.01	0.002	0.1	0.01	0.1	0.002	0.001
957237		NSS	NSS	NSS	NSS	NSS	NSS	NSS	NSS	NSS	NSS	NSS	NSS	NSS	NSS	NSS
957238		2.25	12.35	3.88	7.08	0.057	0.008	0.065	0.034	0.07	23.2	24.6	0.52	255	0.345	0.004
957239		2.34	8.46	1.960	6.49	0.019	0.034	0.058	0.017	0.05	11.30	14.6	0.36	156.0	0.318	0.003
957240		4.25	9.41	1.960	6.66	0.024	0.009	0.047	0.022	0.07	11.30	17.4	0.43	240	0.255	0.003
957241		4.58	7.39	1.770	6.07	0.025	0.018	0.029	0.016	0.09	14.25	19.4	0.47	360	0.232	0.003
957243		NSS	NSS	NSS	NSS	NSS	NSS	NSS	NSS	NSS	NSS	NSS	NSS	NSS	NSS	NSS
957244		NSS	NSS	NSS	NSS	NSS	NSS	NSS	NSS	NSS	NSS	NSS	NSS	NSS	NSS	NSS
957245		NSS	NSS	NSS	NSS	NSS	NSS	NSS	NSS	NSS	NSS	NSS	NSS	NSS	NSS	NSS
957246		NSS	NSS	NSS	NSS	NSS	NSS	NSS	NSS	NSS	NSS	NSS	NSS	NSS	NSS	NSS
957247		NSS	NSS	NSS	NSS	NSS	NSS	NSS	NSS	NSS	NSS	NSS	NSS	NSS	NSS	NSS
957248		NSS	NSS	NSS	NSS	NSS	NSS	NSS	NSS	NSS	NSS	NSS	NSS	NSS	NSS	NSS
957249		NSS	NSS	NSS	NSS	NSS	NSS	NSS	NSS	NSS	NSS	NSS	NSS	NSS	NSS	NSS
957250		4.72	4.88	2.54	11.15	0.040	0.159	0.117	0.082	0.07	22.6	40.8	0.37	216	1.810	0.003
957251		NSS	NSS	NSS	NSS	NSS	NSS	NSS	NSS	NSS	NSS	NSS	NSS	NSS	NSS	NSS
957252		NSS	NSS	NSS	NSS	NSS	NSS	NSS	NSS	NSS	NSS	NSS	NSS	NSS	NSS	NSS
957253		NSS	NSS	NSS	NSS	NSS	NSS	NSS	NSS	NSS	NSS	NSS	NSS	NSS	NSS	NSS
957254		3.79	9.22	3.00	5.72	0.026	0.098	0.086	0.033	0.08	12.40	28.8	0.40	144.5	0.261	0.003
957255		NSS	NSS	NSS	NSS	NSS	NSS	NSS	NSS	NSS	NSS	NSS	NSS	NSS	NSS	NSS
957256		2.27	11.95	2.84	5.94	0.033	0.024	0.026	0.022	0.09	17.90	30.5	0.71	537	0.309	0.007
957257		NSS	NSS	NSS	NSS	NSS	NSS	NSS	NSS	NSS	NSS	NSS	NSS	NSS	NSS	NSS
957258		0.816	13.55	3.15	6.34	0.027	0.102	0.045	0.021	0.03	12.20	23.3	0.86	266	0.220	0.005
957259		NSS	NSS	NSS	NSS	NSS	NSS	NSS	NSS	NSS	NSS	NSS	NSS	NSS	NSS	NSS
957260		NSS	NSS	NSS	NSS	NSS	NSS	NSS	NSS	NSS	NSS	NSS	NSS	NSS	NSS	NSS
957261		NSS	NSS	NSS	NSS	NSS	NSS	NSS	NSS	NSS	NSS	NSS	NSS	NSS	NSS	NSS
957262		3.11	9.33	2.63	6.04	0.026	0.107	0.120	0.026	0.08	14.00	24.6	0.36	185.0	0.257	<0.001
957263		NSS	NSS	NSS	NSS	NSS	NSS	NSS	NSS	NSS	NSS	NSS	NSS	NSS	NSS	NSS
957264		NSS	NSS	NSS	NSS	NSS	NSS	NSS	NSS	NSS	NSS	NSS	NSS	NSS	NSS	NSS
957265		NSS	NSS	NSS	NSS	NSS	NSS	NSS	NSS	NSS	NSS	NSS	NSS	NSS	NSS	NSS
957266		NSS	NSS	NSS	NSS	NSS	NSS	NSS	NSS	NSS	NSS	NSS	NSS	NSS	NSS	NSS
957267		NSS	NSS	NSS	NSS	NSS	NSS	NSS	NSS	NSS	NSS	NSS	NSS	NSS	NSS	NSS
957268		NSS	NSS	NSS	NSS	NSS	NSS	NSS	NSS	NSS	NSS	NSS	NSS	NSS	NSS	NSS
957269		NSS	NSS	NSS	NSS	NSS	NSS	NSS	NSS	NSS	NSS	NSS	NSS	NSS	NSS	NSS
957270		1.250	10.55	3.26	6.26	0.079	0.077	0.028	0.024	0.08	28.4	31.4	1.04	901	2.19	0.005
957271		1.280	7.09	2.46	6.10	0.031	0.010	0.045	0.015	0.07	15.70	18.5	0.62	249	0.286	0.005
957272		1.510	7.37	1.880	5.80	0.027	0.013	0.043	0.018	0.10	16.00	15.6	0.59	287	0.211	0.005
957273		1.365	9.57	2.21	6.68	0.028	0.210	0.130	0.030	0.07	13.65	21.6	0.40	143.0	0.305	0.005
957274		1.315	1.23	0.400	4.15	0.024	0.004	0.011	0.008	0.04	17.65	1.7	0.06	26.0	0.198	0.002
957275		NSS	NSS	NSS	NSS	NSS	NSS	NSS	NSS	NSS	NSS	NSS	NSS	NSS	NSS	NSS
957276		1.495	5.80	1.700	3.70	0.030	0.073	0.018	0.012	0.08	17.15	11.8	0.42	269	0.157	0.003
957277		1.025	9.42	3.87	6.94	0.048	0.045	0.032	0.017	0.08	23.1	27.8	1.16	420	1.080	0.003

Comments: Always send INVCC to Debra Chapman. RD 9/9/2022.2023 price list

***** See Appendix Page for comments regarding this certificate *****

ALS Canada Ltd.
2103 Dollarton Hwy
North Vancouver BC V7H 0A7
Phone: +1 604 984 0221 Fax: +1 604 984 0218
www.alsglobal.com/geochemistry

To: FANCAMP EXPLORATION LTÉE
340, AVE VICTORIA
WESTMOUNT QC H3Z 2M8

Finalized Date: 7-JUL-2024
Account: FANCAM

Project: Riley Brook

CERTIFICATE OF ANALYSIS SD24156025

Sample Description	Method	AuME-ST43	AuME-ST43	AuME-ST43	AuME-ST43	AuME-ST43	AuME-ST43	AuME-ST43	AuME-ST43	AuME-ST43	AuME-ST43	AuME-ST43	AuME-ST43	AuME-ST43	AuME-ST43	AuME-ST43
	Analyte	Nb	Ni	P	Pb	Pd	Pt	Rb	Re	S	Sb	Sc	Se	Sn	Sr	Ta
	Units	ppm	ppm	%	ppm	ppm	ppm	ppm	ppm	%	ppm	ppm	ppm	ppm	ppm	ppm
	LOD	0.002	0.02	0.0005	0.005	0.001	0.001	0.005	0.0002	0.002	0.002	0.005	0.002	0.01	0.01	0.005
957237		NSS	NSS	NSS	NSS	NSS	NSS	NSS	NSS	NSS	NSS	NSS	NSS	NSS	NSS	NSS
957238		1.085	25.2	0.0729	11.15	0.001	<0.001	12.80	0.0003	0.023	0.272	4.76	0.434	0.92	6.39	<0.005
957239		0.906	18.35	0.0244	9.13	<0.001	<0.001	14.65	<0.0002	0.012	0.206	2.54	0.193	0.96	3.49	<0.005
957240		0.885	22.6	0.0156	11.35	<0.001	<0.001	22.9	<0.0002	0.009	0.360	3.01	0.194	0.97	4.65	<0.005
957241		0.581	23.1	0.0279	11.70	<0.001	<0.001	24.7	<0.0002	0.011	0.185	2.32	0.149	0.98	3.60	<0.005
957243		NSS	NSS	NSS	NSS	NSS	NSS	NSS	NSS	NSS	NSS	NSS	NSS	NSS	NSS	NSS
957244		NSS	NSS	NSS	NSS	NSS	NSS	NSS	NSS	NSS	NSS	NSS	NSS	NSS	NSS	NSS
957245		NSS	NSS	NSS	NSS	NSS	NSS	NSS	NSS	NSS	NSS	NSS	NSS	NSS	NSS	NSS
957246		NSS	NSS	NSS	NSS	NSS	NSS	NSS	NSS	NSS	NSS	NSS	NSS	NSS	NSS	NSS
957247		NSS	NSS	NSS	NSS	NSS	NSS	NSS	NSS	NSS	NSS	NSS	NSS	NSS	NSS	NSS
957248		NSS	NSS	NSS	NSS	NSS	NSS	NSS	NSS	NSS	NSS	NSS	NSS	NSS	NSS	NSS
957249		NSS	NSS	NSS	NSS	NSS	NSS	NSS	NSS	NSS	NSS	NSS	NSS	NSS	NSS	NSS
957250		2.42	15.05	0.0398	16.30	<0.001	<0.001	13.75	0.0002	0.028	0.288	2.34	0.507	2.78	4.67	<0.005
957251		NSS	NSS	NSS	NSS	NSS	NSS	NSS	NSS	NSS	NSS	NSS	NSS	NSS	NSS	NSS
957252		NSS	NSS	NSS	NSS	NSS	NSS	NSS	NSS	NSS	NSS	NSS	NSS	NSS	NSS	NSS
957253		NSS	NSS	NSS	NSS	NSS	NSS	NSS	NSS	NSS	NSS	NSS	NSS	NSS	NSS	NSS
957254		0.759	31.1	0.0394	12.70	<0.001	<0.001	20.5	0.0002	0.021	0.394	3.37	0.443	0.86	2.52	<0.005
957255		NSS	NSS	NSS	NSS	NSS	NSS	NSS	NSS	NSS	NSS	NSS	NSS	NSS	NSS	NSS
957256		0.497	37.5	0.0308	13.55	<0.001	<0.001	15.35	<0.0002	0.013	0.277	3.24	0.127	0.73	9.48	<0.005
957257		NSS	NSS	NSS	NSS	NSS	NSS	NSS	NSS	NSS	NSS	NSS	NSS	NSS	NSS	NSS
957258		0.829	51.1	0.0551	7.28	<0.001	<0.001	10.00	<0.0002	0.015	0.342	4.15	0.288	0.47	6.74	<0.005
957259		NSS	NSS	NSS	NSS	NSS	NSS	NSS	NSS	NSS	NSS	NSS	NSS	NSS	NSS	NSS
957260		NSS	NSS	NSS	NSS	NSS	NSS	NSS	NSS	NSS	NSS	NSS	NSS	NSS	NSS	NSS
957261		NSS	NSS	NSS	NSS	NSS	NSS	NSS	NSS	NSS	NSS	NSS	NSS	NSS	NSS	NSS
957262		0.790	23.3	0.0562	10.50	<0.001	<0.001	18.00	<0.0002	0.022	0.300	2.61	0.504	0.85	3.23	<0.005
957263		NSS	NSS	NSS	NSS	NSS	NSS	NSS	NSS	NSS	NSS	NSS	NSS	NSS	NSS	NSS
957264		NSS	NSS	NSS	NSS	NSS	NSS	NSS	NSS	NSS	NSS	NSS	NSS	NSS	NSS	NSS
957265		NSS	NSS	NSS	NSS	NSS	NSS	NSS	NSS	NSS	NSS	NSS	NSS	NSS	NSS	NSS
957266		NSS	NSS	NSS	NSS	NSS	NSS	NSS	NSS	NSS	NSS	NSS	NSS	NSS	NSS	NSS
957267		NSS	NSS	NSS	NSS	NSS	NSS	NSS	NSS	NSS	NSS	NSS	NSS	NSS	NSS	NSS
957268		NSS	NSS	NSS	NSS	NSS	NSS	NSS	NSS	NSS	NSS	NSS	NSS	NSS	NSS	NSS
957269		NSS	NSS	NSS	NSS	NSS	NSS	NSS	NSS	NSS	NSS	NSS	NSS	NSS	NSS	NSS
957270		0.430	42.7	0.0432	18.70	0.001	<0.001	9.12	0.0004	0.011	0.549	7.35	0.196	0.83	32.4	<0.005
957271		0.676	24.1	0.0326	12.20	0.001	<0.001	10.95	<0.0002	0.016	0.291	1.935	0.153	0.72	7.29	<0.005
957272		0.565	21.5	0.0222	14.25	<0.001	<0.001	14.30	<0.0002	0.014	0.358	1.895	0.114	1.03	7.61	<0.005
957273		1.120	18.95	0.0349	17.40	<0.001	<0.001	12.00	0.0002	0.033	0.316	3.02	0.429	1.03	3.18	<0.005
957274		0.457	2.31	0.0077	6.73	<0.001	<0.001	8.24	<0.0002	0.006	0.364	0.546	0.032	0.95	1.17	<0.005
957275		NSS	NSS	NSS	NSS	NSS	NSS	NSS	NSS	NSS	NSS	NSS	NSS	NSS	NSS	NSS
957276		0.485	18.70	0.0076	10.60	<0.001	<0.001	15.10	<0.0002	0.004	0.417	1.715	0.055	0.74	4.32	<0.005
957277		0.218	50.2	0.0376	18.40	<0.001	<0.001	8.59	<0.0002	0.007	0.204	2.57	0.090	0.51	6.29	<0.005

Comments: Always send INVCC to Debra Chapman. RD 9/9/2022.2023 price list

***** See Appendix Page for comments regarding this certificate *****

ALS Canada Ltd.
2103 Dollarton Hwy
North Vancouver BC V7H 0A7
Phone: +1 604 984 0221 Fax: +1 604 984 0218
www.alsglobal.com/geochemistry

To: FANCAMP EXPLORATION LTÉE
340, AVE VICTORIA
WESTMOUNT QC H3Z 2M8

Project: Riley Brook

CERTIFICATE OF ANALYSIS SD24156025

Sample Description	Method	AuME-ST43	AuME-ST43	AuME-ST43	AuME-ST43	AuME-ST43	AuME-ST43	AuME-ST43	AuME-ST43	AuME-ST43	AuME-ST43
	Analyte	Te	Th	Ti	Tl	U	V	W	Y	Zn	Zr
	Units	ppm	ppm	%	ppm	ppm	ppm	ppm	ppm	ppm	ppm
	LOD	0.001	0.0005	0.0001	0.0005	0.0005	0.05	0.001	0.001	0.1	0.01
957237		NSS	NSS	NSS	NSS	NSS	NSS	NSS	NSS	NSS	NSS
957238		0.012	1.165	0.0559	0.0986	0.704	64.4	0.491	19.85	35.7	0.63
957239		0.010	2.10	0.0238	0.1320	0.413	40.8	0.617	3.12	35.8	0.92
957240		0.005	2.14	0.0433	0.1420	0.551	49.6	0.806	3.36	38.8	0.44
957241		0.008	1.435	0.0215	0.1330	0.478	37.8	0.611	3.91	43.1	0.38
957243		NSS	NSS	NSS	NSS	NSS	NSS	NSS	NSS	NSS	NSS
957244		NSS	NSS	NSS	NSS	NSS	NSS	NSS	NSS	NSS	NSS
957245		NSS	NSS	NSS	NSS	NSS	NSS	NSS	NSS	NSS	NSS
957246		NSS	NSS	NSS	NSS	NSS	NSS	NSS	NSS	NSS	NSS
957247		NSS	NSS	NSS	NSS	NSS	NSS	NSS	NSS	NSS	NSS
957248		NSS	NSS	NSS	NSS	NSS	NSS	NSS	NSS	NSS	NSS
957249		NSS	NSS	NSS	NSS	NSS	NSS	NSS	NSS	NSS	NSS
957250		0.008	4.38	0.0179	0.1955	1.220	34.4	1.315	10.75	57.1	3.36
957251		NSS	NSS	NSS	NSS	NSS	NSS	NSS	NSS	NSS	NSS
957252		NSS	NSS	NSS	NSS	NSS	NSS	NSS	NSS	NSS	NSS
957253		NSS	NSS	NSS	NSS	NSS	NSS	NSS	NSS	NSS	NSS
957254		0.007	5.49	0.0130	0.1670	0.434	36.1	0.894	4.31	60.8	3.16
957255		NSS	NSS	NSS	NSS	NSS	NSS	NSS	NSS	NSS	NSS
957256		0.014	1.865	0.0243	0.0841	0.926	41.0	0.339	8.13	51.5	0.58
957257		NSS	NSS	NSS	NSS	NSS	NSS	NSS	NSS	NSS	NSS
957258		0.014	2.59	0.0432	0.0591	0.537	47.5	0.111	4.66	41.3	3.20
957259		NSS	NSS	NSS	NSS	NSS	NSS	NSS	NSS	NSS	NSS
957260		NSS	NSS	NSS	NSS	NSS	NSS	NSS	NSS	NSS	NSS
957261		NSS	NSS	NSS	NSS	NSS	NSS	NSS	NSS	NSS	NSS
957262		0.010	3.53	0.0133	0.1295	0.405	34.4	0.745	3.72	51.7	2.62
957263		NSS	NSS	NSS	NSS	NSS	NSS	NSS	NSS	NSS	NSS
957264		NSS	NSS	NSS	NSS	NSS	NSS	NSS	NSS	NSS	NSS
957265		NSS	NSS	NSS	NSS	NSS	NSS	NSS	NSS	NSS	NSS
957266		NSS	NSS	NSS	NSS	NSS	NSS	NSS	NSS	NSS	NSS
957267		NSS	NSS	NSS	NSS	NSS	NSS	NSS	NSS	NSS	NSS
957268		NSS	NSS	NSS	NSS	NSS	NSS	NSS	NSS	NSS	NSS
957269		NSS	NSS	NSS	NSS	NSS	NSS	NSS	NSS	NSS	NSS
957270		0.008	2.90	0.0245	0.0831	8.90	58.3	0.287	20.9	65.9	2.50
957271		0.010	1.050	0.0172	0.0776	0.610	37.6	0.251	4.51	43.4	0.39
957272		0.005	1.110	0.0081	0.1130	0.478	30.0	0.223	3.12	50.7	0.41
957273		0.008	4.56	0.0035	0.1615	0.643	26.9	0.380	3.49	49.9	6.95
957274		0.003	1.535	0.0067	0.0945	0.320	12.70	0.142	2.33	9.2	0.25
957275		NSS	NSS	NSS	NSS	NSS	NSS	NSS	NSS	NSS	NSS
957276		0.005	2.55	0.0231	0.0863	0.439	26.5	0.321	3.61	44.1	0.51
957277		0.015	2.99	0.0060	0.0699	0.679	45.4	0.173	6.06	67.5	1.58

Comments: Always send INVCC to Debra Chapman. RD 9/9/2022.2023 price list

***** See Appendix Page for comments regarding this certificate *****

ALS Canada Ltd.
2103 Dollarton Hwy
North Vancouver BC V7H 0A7
Phone: +1 604 984 0221 Fax: +1 604 984 0218
www.alsglobal.com/geochemistry

To: FANCAMP EXPLORATION LTÉE
340, AVE VICTORIA
WESTMOUNT QC H3Z 2M8

Finalized Date: 7-JUL-2024
Account: FANCAM

Project: Riley Brook

CERTIFICATE OF ANALYSIS SD24156025

Sample Description	Method	WEI-21	OA-ELE07	AuME-ST43	AuME-ST43	AuME-ST43	AuME-ST43	AuME-ST43	AuME-ST43	AuME-ST43	AuME-ST43	AuME-ST43	AuME-ST43	AuME-ST43	AuME-ST43	AuME-ST43
	Analyte	Recvd Wt.	pH	Au	Ag	Al	As	B	Ba	Be	Bi	Ca	Cd	Ce	Co	Cr
	Units	kg	Unity	ppm	ppm	%	ppm	ppm	ppm	ppm	ppm	%	ppm	ppm	ppm	ppm
	LOD	0.02	0.1	0.0001	0.001	0.01	0.01	2	0.05	0.005	0.0005	0.01	0.001	0.001	0.001	0.01
957278		0.51	5.0	0.0004	0.055	1.26	2.10	<2	28.4	0.357	0.1085	0.03	0.036	29.9	5.80	28.4
957279		0.45	4.4	0.0002	0.072	1.72	2.25	<2	30.7	0.347	0.1180	0.02	0.085	26.8	3.50	20.6
957280		0.42	4.9	0.0004	0.040	3.19	2.55	<2	32.2	0.560	0.0969	0.02	0.155	26.0	7.54	37.2
957281		0.48	4.1	0.0011	0.027	0.88	1.54	<2	21.1	0.310	0.1345	0.01	0.030	32.4	5.04	14.10
957282		0.48	4.7	0.0007	0.032	1.91	4.94	2	36.9	0.628	0.1640	0.07	0.071	40.6	9.33	37.9
957283		0.58	4.3	0.0003	0.032	1.05	2.74	<2	16.00	0.212	0.1485	0.03	0.037	27.8	3.50	18.65
957284		0.55	4.5	0.0004	0.009	1.30	2.23	<2	27.7	0.419	0.1385	0.05	0.038	32.3	7.14	26.9
957285		0.49	4.2	0.0005	0.007	0.73	1.30	<2	13.70	0.277	0.1340	0.03	0.028	26.3	4.43	13.90
957286		0.44	4.6	0.0003	0.042	0.68	1.52	<2	19.65	0.203	0.1450	0.04	0.050	22.5	2.91	15.85
957287		0.37	4.8	0.0007	0.133	2.71	5.54	<2	42.5	0.719	0.1125	0.04	0.148	37.7	11.80	40.1
957288		0.40	4.6	0.0006	0.182	2.04	2.38	<2	45.8	0.404	0.1405	0.08	0.184	21.2	4.70	26.6
957289		0.50	4.2	0.0004	0.023	0.30	1.08	<2	17.75	0.116	0.1115	0.03	0.036	25.8	0.926	9.62
957290		0.64	4.8	0.0006	0.015	0.86	2.31	<2	41.2	0.274	0.1085	0.12	0.025	26.0	4.83	17.90
957291		0.51	4.2	0.0007	0.022	0.88	1.62	<2	22.7	0.313	0.1095	0.07	0.059	22.4	5.45	19.85
957292		0.54	4.6	0.0003	0.045	0.65	1.48	<2	22.9	0.268	0.1200	0.06	0.054	24.2	3.87	13.85
957293		0.52	5.0	0.0015	0.021	1.06	1.56	<2	44.6	0.455	0.1180	0.15	0.066	24.5	8.20	25.9
957294		0.35	4.7	0.0005	0.172	3.33	4.52	2	36.2	0.663	0.1335	0.05	0.207	25.1	8.78	45.9
957295		0.37	4.6	0.0004	0.118	2.20	3.94	2	54.5	1.015	0.1900	0.09	0.137	30.6	10.55	34.9
957296		0.36	4.4	0.0016	0.037	1.30	2.20	2	24.8	0.357	0.1495	0.02	0.061	24.3	4.64	19.40
957297		0.41	4.4	0.0002	0.079	2.46	3.40	<2	29.9	0.519	0.1315	0.04	0.114	22.9	7.35	52.6
957298		0.45	4.9	0.0006	0.077	2.35	3.99	<2	32.7	0.921	0.1345	0.06	0.136	31.2	7.19	43.1
957299		0.32	4.7	0.0002	0.076	1.93	4.14	<2	24.5	0.504	0.1445	0.17	0.073	26.5	4.14	42.6
957300		0.33	4.9	NSS	NSS	NSS	NSS	NSS	NSS	NSS	NSS	NSS	NSS	NSS	NSS	NSS
957301		0.30	4.9	NSS	NSS	NSS	NSS	NSS	NSS	NSS	NSS	NSS	NSS	NSS	NSS	NSS
957302		0.34	4.9	0.0005	0.121	5.51	7.12	<2	31.9	0.754	0.0921	0.04	0.170	21.4	2.97	51.5
957303		0.40	4.8	0.0005	0.113	3.20	5.40	2	84.9	0.732	0.1250	0.10	0.319	23.4	8.96	52.2
957304		0.30	4.4	0.0003	0.095	2.48	4.77	2	50.1	0.435	0.1385	0.19	0.282	17.05	6.66	45.9
957305		0.34	5.0	0.0002	0.097	2.28	6.45	3	86.0	1.105	0.1360	0.17	0.129	36.2	9.11	56.9
957306		0.42	4.6	0.0011	0.039	2.36	6.71	2	55.6	0.804	0.1900	0.04	0.165	34.3	10.75	40.6
957307		0.34	4.7	0.0003	0.121	2.50	2.18	2	39.1	0.416	0.1190	0.13	0.161	17.50	6.45	52.4
957308		0.43	4.8	0.0004	0.016	0.93	2.81	<2	20.9	0.397	0.1400	0.07	0.082	28.0	8.14	34.1
957309		0.35	5.0	0.0003	0.073	2.41	5.03	2	50.3	0.709	0.1625	0.09	0.113	26.9	10.10	36.3
957310		0.48	5.0	0.0005	0.010	1.16	3.70	<2	24.6	0.462	0.1080	0.08	0.053	28.1	10.95	26.8
957311		0.34	4.3	0.0002	0.115	2.25	7.74	<2	50.0	0.535	0.284	0.03	0.135	40.1	4.17	18.40
957312		0.39	4.5	0.0006	0.066	1.85	4.25	<2	44.3	0.486	0.1840	0.03	0.113	31.9	7.00	25.7
957313		0.32	4.3	0.0002	0.035	0.54	1.10	<2	14.80	0.180	0.1025	0.04	0.044	32.6	2.84	7.24
957314		0.42	4.6	0.0009	0.026	0.72	1.84	<2	39.2	0.316	0.1415	0.08	0.038	30.6	5.11	17.15
957351		0.34	4.8	0.0001	0.062	1.78	1.48	<2	25.4	0.224	0.0789	0.05	0.090	23.9	3.04	21.4
957352		0.37	4.8	0.0002	0.033	3.19	2.98	<2	39.7	0.531	0.0912	0.07	0.224	27.6	6.72	43.4
957353		0.31	4.6	0.0001	0.037	1.58	1.66	<2	23.5	0.189	0.0903	0.08	0.136	23.2	2.68	23.5

Comments: Always send INVCC to Debra Chapman. RD 9/9/2022.2023 price list

***** See Appendix Page for comments regarding this certificate *****

ALS Canada Ltd.
2103 Dollarton Hwy
North Vancouver BC V7H 0A7
Phone: +1 604 984 0221 Fax: +1 604 984 0218
www.alsglobal.com/geochemistry

To: FANCAMP EXPLORATION LTÉE
340, AVE VICTORIA
WESTMOUNT QC H3Z 2M8

Finalized Date: 7-JUL-2024
Account: FANCAM

Project: Riley Brook

CERTIFICATE OF ANALYSIS SD24156025

Sample Description	Method	AuME-ST43	AuME-ST43	AuME-ST43	AuME-ST43	AuME-ST43	AuME-ST43	AuME-ST43	AuME-ST43	AuME-ST43	AuME-ST43	AuME-ST43	AuME-ST43	AuME-ST43	AuME-ST43	AuME-ST43
	Analyte	Cs	Cu	Fe	Ga	Ge	Hf	Hg	In	K	La	Li	Mg	Mn	Mo	Na
	Units	ppm	ppm	%	ppm	ppm	ppm	ppm	ppm	%	ppm	ppm	%	ppm	ppm	%
	LOD	0.001	0.01	0.001	0.004	0.005	0.002	0.002	0.005	0.01	0.002	0.1	0.01	0.1	0.002	0.001
957278		0.883	6.38	1.890	4.42	0.024	0.031	0.038	0.015	0.05	14.20	17.1	0.50	203	0.138	0.001
957279		0.974	3.84	1.890	4.68	0.023	0.085	0.080	0.012	0.03	13.45	11.5	0.19	165.0	0.184	0.001
957280		1.065	6.96	2.07	4.55	0.023	0.174	0.144	0.021	0.05	11.70	23.7	0.37	183.0	0.247	0.013
957281		1.460	3.78	1.240	4.08	0.031	0.010	0.018	0.008	0.08	16.70	8.5	0.30	180.5	0.105	0.002
957282		1.815	8.96	2.69	6.60	0.037	0.036	0.063	0.024	0.10	20.4	19.9	0.71	285	0.327	0.004
957283		0.861	4.44	1.720	7.33	0.026	0.019	0.044	0.012	0.04	14.05	7.7	0.25	120.0	0.179	0.001
957284		1.205	6.04	1.670	4.73	0.029	0.023	0.023	0.013	0.07	16.75	15.5	0.53	190.0	0.121	0.005
957285		1.300	3.71	0.860	4.09	0.025	0.010	0.009	0.009	0.05	13.85	8.2	0.30	110.5	0.101	0.002
957286		0.501	3.13	1.310	4.22	0.019	0.004	0.022	0.009	0.03	12.30	6.3	0.20	120.5	0.205	0.001
957287		2.31	12.20	2.71	5.29	0.024	0.142	0.098	0.024	0.05	10.85	28.7	0.54	289	0.242	0.010
957288		1.200	6.65	2.11	7.86	0.020	0.029	0.072	0.019	0.03	10.65	12.0	0.23	209	0.223	0.007
957289		0.821	1.61	0.810	2.11	0.021	0.002	0.013	<0.005	0.03	13.15	1.2	0.05	48.1	0.189	0.001
957290		0.954	4.16	1.200	4.57	0.022	0.004	0.015	0.011	0.06	13.05	10.2	0.38	127.5	0.276	0.003
957291		0.852	4.79	1.080	4.14	0.021	0.005	0.014	0.011	0.05	11.95	10.9	0.41	133.0	0.242	0.003
957292		1.005	3.60	0.950	3.42	0.021	0.006	0.024	0.007	0.06	12.65	6.9	0.23	134.5	0.147	0.006
957293		1.340	5.61	1.420	4.02	0.024	0.005	0.016	0.014	0.08	13.40	16.1	0.55	358	0.273	0.005
957294		1.480	9.15	3.53	7.30	0.028	0.180	0.116	0.033	0.06	12.90	25.6	0.51	210	0.379	0.008
957295		2.69	11.65	2.94	7.05	0.033	0.007	0.096	0.026	0.12	13.15	17.8	0.44	1110	0.490	0.014
957296		2.75	5.36	1.620	4.79	0.026	0.037	0.049	0.013	0.08	11.95	13.4	0.28	134.5	0.175	0.004
957297		1.125	6.37	2.95	8.81	0.025	0.084	0.093	0.023	0.04	11.25	21.2	0.56	269	0.229	0.012
957298		0.898	5.58	2.80	5.40	0.027	0.085	0.065	0.024	0.03	13.15	24.3	0.41	129.5	0.396	0.006
957299		0.999	9.87	4.66	11.35	0.035	0.058	0.066	0.035	0.04	12.45	14.5	0.24	152.0	1.755	0.004
957300		NSS	NSS	NSS	NSS	NSS	NSS	NSS	NSS	NSS	NSS	NSS	NSS	NSS	NSS	NSS
957301		NSS	NSS	NSS	NSS	NSS	NSS	NSS	NSS	NSS	NSS	NSS	NSS	NSS	NSS	NSS
957302		0.798	4.54	3.85	8.86	0.033	0.438	0.214	0.031	0.03	10.05	10.9	0.14	93.5	0.393	0.049
957303		1.080	9.48	3.09	5.78	0.026	0.147	0.135	0.026	0.04	10.30	24.0	0.52	329	0.245	0.018
957304		0.731	6.68	4.19	9.51	0.036	0.031	0.147	0.030	0.03	7.91	15.7	0.32	244	0.304	0.010
957305		1.400	10.70	4.07	8.94	0.066	0.033	0.048	0.029	0.06	20.4	28.3	0.69	281	0.296	0.004
957306		1.670	11.70	3.34	7.34	0.049	0.067	0.062	0.025	0.11	15.70	24.0	0.71	341	0.213	0.004
957307		0.948	8.12	3.37	7.12	0.034	0.077	0.101	0.027	0.02	9.07	11.3	0.30	264	0.309	0.004
957308		0.775	6.46	2.49	5.14	0.041	0.009	0.014	0.012	0.05	14.80	13.4	0.56	265	0.153	0.002
957309		1.460	8.35	3.39	7.31	0.040	0.077	0.063	0.028	0.07	13.25	24.0	0.57	295	0.219	0.004
957310		0.995	6.19	2.02	4.30	0.030	0.008	0.015	0.015	0.06	15.30	16.3	0.62	406	0.150	0.004
957311		1.695	5.11	3.08	10.95	0.048	0.075	0.135	0.027	0.09	17.85	12.1	0.23	188.5	0.274	0.005
957312		2.00	7.02	2.72	7.42	0.040	0.045	0.061	0.022	0.09	15.25	17.9	0.39	242	0.197	0.004
957313		1.045	2.67	0.530	3.37	0.029	<0.002	0.020	0.006	0.04	15.95	5.1	0.16	62.5	0.104	0.002
957314		1.105	4.13	1.480	3.94	0.037	0.009	0.015	0.009	0.06	15.25	9.7	0.31	137.5	0.108	0.004
957351		0.741	3.72	1.560	5.84	0.028	0.032	0.057	0.014	0.02	10.75	12.8	0.17	66.2	0.204	0.004
957352		1.045	5.73	3.08	6.85	0.036	0.098	0.083	0.030	0.03	9.67	21.4	0.39	174.5	0.379	0.005
957353		0.943	5.95	1.820	7.90	0.028	0.006	0.076	0.016	0.02	10.10	8.9	0.18	92.0	0.236	0.005

Comments: Always send INVCC to Debra Chapman. RD 9/9/2022.2023 price list

***** See Appendix Page for comments regarding this certificate *****

ALS Canada Ltd.
2103 Dollarton Hwy
North Vancouver BC V7H 0A7
Phone: +1 604 984 0221 Fax: +1 604 984 0218
www.alsglobal.com/geochemistry

To: FANCAMP EXPLORATION LTÉE
340, AVE VICTORIA
WESTMOUNT QC H3Z 2M8

Finalized Date: 7-JUL-2024
Account: FANCAM

Project: Riley Brook

CERTIFICATE OF ANALYSIS SD24156025

Sample Description	Method	AuME-ST43	AuME-ST43	AuME-ST43	AuME-ST43	AuME-ST43	AuME-ST43	AuME-ST43	AuME-ST43	AuME-ST43	AuME-ST43	AuME-ST43	AuME-ST43	AuME-ST43	AuME-ST43	AuME-ST43
	Analyte	Nb	Ni	P	Pb	Pd	Pt	Rb	Re	S	Sb	Sc	Se	Sn	Sr	Ta
	Units	ppm	ppm	%	ppm	ppm	ppm	ppm	ppm	%	ppm	ppm	ppm	ppm	ppm	ppm
	LOD	0.002	0.02	0.0005	0.005	0.001	0.001	0.005	0.0002	0.002	0.002	0.005	0.002	0.01	0.01	0.005
957278		0.410	22.1	0.0174	7.82	<0.001	<0.001	8.69	0.0002	0.008	0.199	1.410	0.125	0.54	3.21	<0.005
957279		0.747	12.45	0.0578	7.79	0.001	<0.001	10.15	0.0005	0.016	0.305	1.365	0.278	0.67	2.10	<0.005
957280		0.948	27.9	0.0630	8.00	0.001	<0.001	12.00	0.0004	0.043	0.230	2.16	0.495	0.54	2.86	<0.005
957281		0.430	12.90	0.0163	10.45	<0.001	<0.001	13.90	<0.0002	0.005	0.244	1.390	0.056	0.82	2.54	<0.005
957282		1.035	27.3	0.0269	16.85	<0.001	<0.001	13.45	<0.0002	0.016	0.517	2.71	0.241	0.95	9.61	<0.005
957283		0.787	9.62	0.0130	10.90	<0.001	<0.001	9.30	<0.0002	0.008	0.334	1.350	0.102	1.00	3.29	<0.005
957284		0.546	22.0	0.0088	13.15	<0.001	<0.001	10.20	0.0003	0.008	0.332	2.10	0.062	0.81	5.93	<0.005
957285		0.417	12.85	0.0057	10.70	<0.001	<0.001	12.80	<0.0002	0.003	0.278	1.330	0.030	0.76	3.67	<0.005
957286		0.583	8.21	0.0106	10.10	<0.001	<0.001	9.93	0.0002	0.006	0.379	0.997	0.058	0.80	3.98	<0.005
957287		1.360	32.6	0.0461	12.10	0.001	<0.001	11.60	0.0002	0.029	0.325	2.36	0.358	0.63	4.58	<0.005
957288		1.415	12.25	0.0435	8.88	0.001	<0.001	9.51	0.0003	0.026	0.299	1.720	0.228	0.97	5.67	<0.005
957289		0.256	3.04	0.0127	6.41	0.001	<0.001	10.10	0.0004	0.007	0.311	0.335	0.033	0.61	2.37	<0.005
957290		0.379	15.50	0.0129	6.81	0.001	<0.001	12.10	<0.0002	0.006	0.178	1.355	0.036	0.69	6.45	<0.005
957291		0.431	17.30	0.0120	6.89	<0.001	<0.001	9.70	0.0002	0.010	0.186	1.225	0.046	0.72	5.01	<0.005
957292		0.431	10.25	0.0160	9.20	<0.001	<0.001	8.45	<0.0002	0.016	0.258	0.885	0.061	0.76	3.56	<0.005
957293		0.292	21.5	0.0144	9.24	<0.001	<0.001	11.40	<0.0002	0.009	0.202	1.640	0.060	0.76	8.18	<0.005
957294		1.690	24.3	0.0988	13.90	<0.001	<0.001	10.85	0.0004	0.043	0.337	2.81	0.636	0.92	6.67	<0.005
957295		0.630	20.1	0.1025	12.05	0.001	<0.001	23.1	0.0009	0.066	0.315	1.310	0.468	1.18	6.52	<0.005
957296		0.700	13.55	0.0236	10.90	0.001	<0.001	17.35	0.0005	0.015	0.297	1.425	0.210	0.90	2.43	<0.005
957297		1.865	25.9	0.0805	12.35	0.001	<0.001	10.05	0.0003	0.029	0.316	2.12	0.341	1.04	4.70	<0.005
957298		2.45	25.2	0.0432	16.90	<0.001	<0.001	9.50	0.0002	0.024	0.409	1.750	0.224	0.78	5.22	<0.005
957299		3.39	12.15	0.0503	9.17	0.001	<0.001	11.65	0.0002	0.041	0.267	2.04	0.326	1.03	7.97	<0.005
957300		NSS	NSS	NSS	NSS	NSS	NSS	NSS	NSS	NSS	NSS	NSS	NSS	NSS	NSS	NSS
957301		NSS	NSS	NSS	NSS	NSS	NSS	NSS	NSS	NSS	NSS	NSS	NSS	NSS	NSS	NSS
957302		2.70	10.10	0.1535	17.70	0.001	<0.001	5.03	0.0004	0.111	0.366	3.06	1.100	0.79	3.03	0.005
957303		1.830	32.3	0.0857	11.25	<0.001	<0.001	12.50	<0.0002	0.061	0.354	2.80	0.485	0.75	9.25	<0.005
957304		2.47	15.50	0.260	10.55	0.001	<0.001	6.71	0.0002	0.059	0.320	2.51	0.654	1.04	9.40	<0.005
957305		1.330	26.7	0.0969	12.30	0.003	<0.001	13.20	0.0008	0.020	0.416	5.17	0.260	0.93	12.40	<0.005
957306		1.120	32.1	0.0504	22.5	<0.001	0.001	15.15	<0.0002	0.021	0.456	3.49	0.260	1.03	6.47	<0.005
957307		1.840	16.75	0.1105	8.48	<0.001	0.001	7.32	0.0002	0.037	0.317	3.36	0.392	0.97	8.02	<0.005
957308		0.531	23.3	0.0168	13.55	<0.001	<0.001	11.75	<0.0002	0.004	0.491	1.995	0.040	0.71	8.61	<0.005
957309		0.950	26.3	0.1025	18.90	<0.001	<0.001	14.25	0.0003	0.019	0.526	3.01	0.263	0.99	10.20	<0.005
957310		0.380	23.8	0.0136	13.40	<0.001	<0.001	12.15	0.0003	0.006	0.300	2.05	0.062	0.72	7.66	<0.005
957311		2.17	12.65	0.356	21.7	<0.001	0.001	26.0	0.0005	0.037	0.572	1.495	0.644	1.31	3.54	<0.005
957312		1.115	19.40	0.0816	18.25	<0.001	0.001	20.3	0.0002	0.018	0.422	2.04	0.251	1.05	4.42	<0.005
957313		0.379	8.21	0.0112	7.79	<0.001	<0.001	11.95	<0.0002	0.007	0.195	0.742	0.032	0.65	3.01	<0.005
957314		0.552	14.55	0.0174	11.25	<0.001	<0.001	20.5	<0.0002	0.007	0.346	1.455	0.041	0.73	4.55	<0.005
957351		0.657	10.90	0.0230	4.63	<0.001	<0.001	6.59	0.0004	0.017	0.094	1.455	0.198	0.60	3.15	<0.005
957352		1.260	25.1	0.0447	5.59	<0.001	0.001	8.00	0.0003	0.030	0.144	2.68	0.433	0.62	4.19	<0.005
957353		1.045	8.84	0.0551	6.60	<0.001	0.001	8.80	<0.0002	0.028	0.128	1.115	0.309	0.75	5.38	<0.005

Comments: Always send INVCC to Debra Chapman. RD 9/9/2022.2023 price list

***** See Appendix Page for comments regarding this certificate *****

ALS Canada Ltd.
2103 Dollarton Hwy
North Vancouver BC V7H 0A7
Phone: +1 604 984 0221 Fax: +1 604 984 0218
www.alsglobal.com/geochemistry

To: FANCAMP EXPLORATION LTÉE
340, AVE VICTORIA
WESTMOUNT QC H3Z 2M8

Finalized Date: 7-JUL-2024
Account: FANCAM

Project: Riley Brook

CERTIFICATE OF ANALYSIS SD24156025

Sample Description	Method Analyte Units LOD	AuME-ST43 Te ppm 0.001	AuME-ST43 Th ppm 0.0005	AuME-ST43 Ti % 0.0001	AuME-ST43 Tl ppm 0.0005	AuME-ST43 U ppm 0.0005	AuME-ST43 V ppm 0.05	AuME-ST43 W ppm 0.001	AuME-ST43 Y ppm 0.001	AuME-ST43 Zn ppm 0.1	AuME-ST43 Zr ppm 0.01
957278		0.007	1.625	0.0076	0.0597	0.371	23.4	0.242	3.04	33.7	0.90
957279		0.005	2.12	0.0069	0.1170	0.389	25.6	0.321	3.29	58.4	2.58
957280		0.009	3.24	0.0061	0.1090	0.410	24.1	0.253	2.66	54.7	5.20
957281		0.003	2.34	0.0089	0.1135	0.334	20.2	0.293	2.60	32.4	0.25
957282		0.007	2.62	0.0222	0.1215	0.694	37.5	0.548	4.61	55.8	1.26
957283		0.004	1.985	0.0106	0.1315	0.342	36.3	0.182	2.06	25.0	0.83
957284		0.005	2.99	0.0158	0.0859	0.410	25.1	0.240	3.56	41.9	1.02
957285		0.002	2.32	0.0207	0.1075	0.302	18.90	0.201	2.46	28.9	0.48
957286		0.005	1.325	0.0196	0.0988	0.349	20.9	0.142	2.17	20.2	0.29
957287		0.009	2.74	0.0161	0.1035	0.543	37.6	0.317	3.33	101.0	4.72
957288		0.008	0.860	0.0216	0.1525	0.453	47.8	0.120	2.78	66.1	0.91
957289		0.004	0.390	0.0120	0.0507	0.281	15.30	0.164	1.715	8.2	0.07
957290		0.006	1.225	0.0217	0.0788	0.327	27.4	0.092	2.49	27.5	0.25
957291		0.003	0.827	0.0165	0.0634	0.360	20.6	0.118	2.25	31.0	0.23
957292		0.005	0.783	0.0091	0.0702	0.290	19.40	0.327	2.26	21.9	0.16
957293		0.004	1.145	0.0157	0.0759	0.420	23.8	0.171	2.91	44.3	0.22
957294		0.011	3.17	0.0113	0.1475	0.626	53.0	0.542	4.14	54.1	5.76
957295		0.020	0.1910	0.0299	0.1615	1.245	44.5	0.457	7.89	58.4	0.21
957296		0.007	2.08	0.0106	0.1410	0.397	27.2	0.931	2.34	35.7	1.21
957297		0.006	1.790	0.0098	0.1750	0.421	42.4	0.112	2.76	74.8	2.59
957298		0.007	2.04	0.0112	0.0960	0.487	33.2	0.193	2.95	52.0	2.72
957299		0.017	1.075	0.1090	0.0729	0.611	69.8	0.036	4.06	25.9	3.38
957300		NSS	NSS	NSS	NSS	NSS	NSS	NSS	NSS	NSS	NSS
957301		NSS	NSS	NSS	NSS	NSS	NSS	NSS	NSS	NSS	NSS
957302		0.018	4.30	0.0620	0.1365	0.706	62.9	0.252	4.18	47.8	13.60
957303		0.014	2.64	0.0235	0.1315	0.600	43.3	0.277	2.98	103.5	5.44
957304		0.019	1.175	0.1385	0.1000	0.498	74.8	0.144	2.41	91.7	2.00
957305		0.010	2.17	0.0869	0.0957	0.609	67.8	0.206	21.1	61.3	1.48
957306		0.012	2.50	0.0144	0.1455	0.579	51.8	0.342	5.60	67.9	2.12
957307		0.007	1.305	0.1940	0.0733	0.386	76.8	0.167	4.18	39.0	4.25
957308		0.006	2.02	0.0235	0.0696	0.377	32.8	0.278	3.29	41.8	0.42
957309		0.013	3.26	0.0148	0.1350	0.484	45.7	0.629	3.94	56.8	2.46
957310		0.007	1.900	0.0163	0.0754	0.367	44.5	0.171	3.14	49.9	0.27
957311		0.012	2.98	0.0182	0.219	0.588	35.8	0.643	3.41	44.0	2.20
957312		0.008	2.51	0.0142	0.206	0.454	42.1	0.479	3.54	54.1	1.30
957313		0.004	1.035	0.0119	0.1060	0.269	17.35	0.113	2.43	22.1	0.11
957314		0.004	2.28	0.0354	0.1040	0.348	27.4	0.355	3.03	30.2	0.48
957351		0.006	1.505	0.0183	0.0917	0.290	29.0	0.019	2.23	29.2	1.18
957352		0.009	1.905	0.0321	0.0905	0.471	46.2	0.029	3.35	84.7	3.76
957353		0.007	0.357	0.0463	0.0802	0.443	40.5	0.020	2.38	29.6	0.55

Comments: Always send INVCC to Debra Chapman. RD 9/9/2022.2023 price list

***** See Appendix Page for comments regarding this certificate *****

ALS Canada Ltd.
2103 Dollarton Hwy
North Vancouver BC V7H 0A7
Phone: +1 604 984 0221 Fax: +1 604 984 0218
www.alsglobal.com/geochemistry

To: FANCAMP EXPLORATION LTÉE
340, AVE VICTORIA
WESTMOUNT QC H3Z 2M8

Project: Riley Brook

CERTIFICATE OF ANALYSIS SD24156025

Sample Description	Method Analyte Units LOD	WEI-21 Recvd Wt. kg 0.02	OA-ELE07 pH Unity 0.1	AuME-ST43 Au ppm 0.0001	AuME-ST43 Ag ppm 0.001	AuME-ST43 Al % 0.01	AuME-ST43 As ppm 0.01	AuME-ST43 B ppm 2	AuME-ST43 Ba ppm 0.05	AuME-ST43 Be ppm 0.005	AuME-ST43 Bi ppm 0.0005	AuME-ST43 Ca % 0.01	AuME-ST43 Cd ppm 0.001	AuME-ST43 Ce ppm 0.001	AuME-ST43 Co ppm 0.001	AuME-ST43 Cr ppm 0.01
957354		0.22	4.7	0.0001	0.081	2.36	2.03	<2	29.4	0.696	0.1545	0.04	0.209	27.1	3.00	20.7
957355		0.21	4.8	0.0006	0.119	3.18	2.61	<2	29.0	0.745	0.1405	0.06	0.218	24.6	2.65	25.3
957356		0.26	4.9	0.0003	0.059	2.33	2.13	<2	40.4	0.483	0.0896	0.25	0.127	23.4	8.68	46.0
957357		0.32	4.9	0.0006	0.044	3.29	4.53	<2	34.1	0.839	0.1075	0.05	0.125	57.5	7.08	36.9
957358		0.19	4.4	0.0002	0.053	1.57	2.35	<2	14.75	0.163	0.1460	0.03	0.075	17.00	0.794	17.90
957359		0.21	4.4	0.0003	0.065	1.95	3.82	<2	21.4	0.465	0.330	0.01	0.174	16.80	0.969	9.02
957360		0.25	4.6	0.0009	0.163	3.52	3.18	<2	38.2	0.964	0.224	0.02	0.131	49.0	3.94	24.4
957361		0.33	4.6	0.0002	0.065	2.61	4.25	<2	27.3	0.565	0.1900	0.03	0.052	31.6	3.72	31.8
957362		0.35	4.8	0.0002	0.095	3.12	4.49	<2	42.3	1.125	0.1710	0.09	0.113	42.8	6.64	35.8
957363		0.30	4.3	0.0003	0.134	2.16	8.12	<2	56.1	0.498	0.1630	0.02	0.073	48.2	3.26	40.9
957364		0.34	4.9	0.0024	0.126	3.60	5.92	<2	44.8	0.887	0.1830	0.03	0.180	58.6	7.01	39.6
957365		0.31	4.8	0.0005	0.077	4.38	2.98	<2	45.8	1.620	0.1410	0.03	0.330	44.1	3.74	22.1
957366		0.32	4.0	0.0005	0.106	1.45	3.93	2	58.1	0.588	0.562	0.10	0.587	17.25	2.34	20.3
957368		0.25	4.9	0.0005	0.049	4.86	2.90	<2	36.2	1.255	0.248	0.03	0.175	41.2	4.00	30.9
957369		0.27	4.3	0.0027	0.091	1.98	5.14	<2	38.5	0.457	0.247	0.04	0.147	23.2	2.41	30.9
957370		0.27	4.6	0.0003	0.101	3.27	4.48	<2	41.8	0.744	0.1275	0.07	0.138	25.6	5.78	49.1
957371		0.45	4.7	0.0005	0.006	1.81	5.80	<2	30.2	0.610	0.1035	0.06	0.050	35.8	8.40	41.0
957372		0.36	4.6	<0.0001	0.018	0.98	1.50	<2	55.5	0.726	0.350	0.09	0.065	17.35	5.51	14.20
957373		0.45	4.5	<0.0001	0.016	1.06	1.70	2	61.9	1.075	0.266	0.19	0.048	47.0	8.80	17.95
957374		0.39	4.8	0.0002	0.016	1.52	3.60	<2	38.0	0.727	0.1745	0.03	0.087	37.3	9.37	28.9
957375		0.45	4.9	<0.0001	0.030	3.31	2.97	4	82.6	1.055	0.328	0.06	0.070	30.2	7.04	27.9
957376		0.43	5.0	<0.0001	0.119	3.91	3.17	3	62.3	1.030	0.1760	0.04	0.141	21.2	10.95	32.6
957377		0.48	5.1	<0.0001	0.026	0.86	1.60	<2	26.6	0.260	0.0469	0.06	0.060	9.80	3.86	10.95
957378		0.38	4.9	<0.0001	0.025	2.35	2.58	2	50.4	0.981	0.1940	0.03	0.074	29.4	8.11	22.0
957379		0.32	4.1	0.0007	0.024	2.76	5.60	2	47.7	0.766	0.1960	0.03	0.122	33.7	9.35	38.8
957380		0.33	4.4	NSS	NSS	NSS	NSS	NSS	NSS	NSS	NSS	NSS	NSS	NSS	NSS	NSS
957381		0.47	4.9	0.0008	0.027	2.66	1.50	2	86.2	0.721	0.1560	0.07	0.106	27.6	9.59	30.8
957382		0.50	6.8	<0.0001	0.019	1.45	3.02	3	112.0	1.100	0.226	0.71	0.106	58.0	10.05	21.1
957383		0.42	4.5	0.0002	0.007	0.91	0.36	2	39.4	0.621	0.1880	0.06	0.035	10.55	6.68	12.75
957384		0.35	4.3	<0.0001	0.010	1.06	0.31	2	31.5	0.565	0.1910	0.02	0.027	17.00	6.97	15.20
957385		0.41	4.9	0.0008	0.005	2.27	2.47	2	37.3	0.629	0.1590	0.01	0.055	22.7	4.48	19.75
957386		0.42	5.0	0.0009	0.077	3.19	5.89	3	95.2	1.155	0.1865	0.10	0.267	55.6	8.92	34.1
957387		0.55	4.4	0.0011	0.012	1.84	3.66	4	69.6	0.584	0.343	0.04	0.102	20.1	4.70	25.0
957388		0.53	4.3	0.0002	0.013	0.89	1.26	<2	23.4	0.541	0.324	0.01	0.037	24.1	3.52	14.85
957389		0.66	4.2	0.0004	0.007	0.96	3.02	<2	44.2	0.522	0.1895	0.05	0.039	26.2	5.31	19.75
957390		0.40	5.1	NSS	NSS	NSS	NSS	NSS	NSS	NSS	NSS	NSS	NSS	NSS	NSS	NSS
957391		0.38	4.5	0.0002	0.005	0.70	1.34	2	26.6	0.364	0.1435	0.03	0.025	29.3	4.66	11.70
957392		0.45	4.4	0.0002	0.019	0.56	1.48	2	34.7	0.312	0.1855	0.05	0.035	21.1	3.24	11.40
957393		0.41	4.6	NSS	NSS	NSS	NSS	NSS	NSS	NSS	NSS	NSS	NSS	NSS	NSS	NSS
957394		0.40	4.3	NSS	NSS	NSS	NSS	NSS	NSS	NSS	NSS	NSS	NSS	NSS	NSS	NSS

Comments: Always send INVCC to Debra Chapman. RD 9/9/2022.2023 price list

***** See Appendix Page for comments regarding this certificate *****

ALS Canada Ltd.
2103 Dollarton Hwy
North Vancouver BC V7H 0A7
Phone: +1 604 984 0221 Fax: +1 604 984 0218
www.alsglobal.com/geochemistry

To: FANCAMP EXPLORATION LTÉE
340, AVE VICTORIA
WESTMOUNT QC H3Z 2M8

Finalized Date: 7-JUL-2024
Account: FANCAM

Project: Riley Brook

CERTIFICATE OF ANALYSIS SD24156025

Sample Description	Method	AuME-ST43	AuME-ST43	AuME-ST43	AuME-ST43	AuME-ST43	AuME-ST43	AuME-ST43	AuME-ST43	AuME-ST43	AuME-ST43	AuME-ST43	AuME-ST43	AuME-ST43	AuME-ST43	AuME-ST43
	Analyte	Cs	Cu	Fe	Ga	Ge	Hf	Hg	In	K	La	Li	Mg	Mn	Mo	Na
	Units	ppm	ppm	%	ppm	ppm	ppm	ppm	ppm	%	ppm	ppm	%	ppm	ppm	%
	LOD	0.001	0.01	0.001	0.004	0.005	0.002	0.002	0.005	0.01	0.002	0.1	0.01	0.1	0.002	0.001
957354		1.335	4.22	2.37	7.36	0.032	0.129	0.111	0.040	0.03	9.20	12.0	0.19	117.0	0.422	0.005
957355		1.035	4.73	3.46	10.15	0.033	0.051	0.131	0.056	0.03	9.67	13.8	0.13	134.0	0.521	0.003
957356		0.904	9.48	3.39	7.30	0.043	0.046	0.046	0.026	0.03	9.39	24.6	0.57	194.5	0.401	0.005
957357		1.120	9.63	2.76	5.01	0.036	0.295	0.077	0.044	0.03	10.10	21.6	0.49	183.5	0.622	0.003
957358		0.426	2.36	3.04	11.55	0.030	0.045	0.073	0.028	0.02	7.61	7.8	0.06	32.5	0.354	0.002
957359		0.826	2.95	3.41	18.30	0.030	0.310	0.204	0.081	0.02	6.88	5.4	0.05	64.2	0.971	0.004
957360		2.21	5.68	3.31	11.65	0.048	0.232	0.207	0.085	0.04	11.75	19.2	0.20	213	1.025	0.005
957361		1.045	5.99	3.80	14.15	0.038	0.044	0.081	0.055	0.03	9.12	14.3	0.24	124.0	1.080	0.003
957362		1.570	7.64	3.62	9.95	0.049	0.089	0.101	0.070	0.04	12.30	21.9	0.43	159.0	0.820	0.005
957363		1.310	15.00	4.48	8.48	0.059	0.074	0.090	0.023	0.04	20.7	17.6	0.21	161.0	0.323	0.005
957364		1.150	8.51	3.09	7.01	0.045	0.212	0.110	0.040	0.03	14.50	22.7	0.31	159.5	0.592	0.032
957365		2.34	5.59	3.21	9.44	0.057	0.541	0.128	0.108	0.04	16.65	16.9	0.27	275	0.918	0.004
957366		1.160	6.78	3.75	18.65	0.035	0.036	0.154	0.053	0.05	5.64	2.1	0.10	890	0.901	0.007
957368		1.430	4.94	3.21	10.05	0.048	0.386	0.159	0.074	0.03	11.50	23.6	0.22	186.0	0.782	0.005
957369		0.564	4.37	4.19	15.95	0.039	0.055	0.092	0.041	0.03	9.22	10.2	0.14	108.5	0.523	0.003
957370		1.055	10.65	4.44	8.80	0.044	0.085	0.125	0.044	0.04	9.60	22.3	0.31	164.0	0.571	0.005
957371		0.972	11.10	2.56	5.21	0.054	0.035	0.035	0.022	0.03	18.70	16.8	0.61	545	0.514	0.004
957372		5.10	5.50	1.270	5.81	0.021	0.012	0.015	0.013	0.19	7.42	11.9	0.38	409	0.071	0.005
957373		2.81	4.77	1.750	4.04	0.037	0.029	0.008	0.016	0.22	26.8	12.5	0.45	316	0.077	0.002
957374		2.25	8.59	2.02	3.71	0.025	0.082	0.021	0.019	0.07	12.70	15.9	0.49	240	0.140	0.002
957375		6.07	7.85	2.25	3.80	0.030	0.164	0.086	0.036	0.15	11.45	20.1	0.28	152.5	0.172	0.004
957376		3.34	7.06	2.58	4.20	0.036	0.167	0.138	0.036	0.09	12.15	35.2	0.33	180.0	0.249	0.001
957377		0.690	3.39	0.940	1.200	0.011	0.031	0.022	0.012	0.02	4.08	8.1	0.17	62.9	0.099	<0.001
957378		7.53	6.29	2.15	3.96	0.037	0.139	0.048	0.019	0.16	15.15	20.4	0.37	188.5	0.191	0.006
957379		2.82	11.15	3.52	6.17	0.062	0.085	0.084	0.036	0.06	14.80	36.2	0.55	214	0.214	0.012
957380		NSS	NSS	NSS	NSS	NSS	NSS	NSS	NSS	NSS	NSS	NSS	NSS	NSS	NSS	NSS
957381		1.925	8.90	2.89	5.92	0.039	0.105	0.047	0.027	0.08	16.10	32.2	0.44	162.5	0.218	0.004
957382		4.20	8.81	2.09	3.67	0.082	0.039	0.025	0.022	0.23	31.6	22.5	0.61	924	0.112	0.006
957383		3.96	6.32	1.330	3.99	0.021	0.012	0.009	0.012	0.20	6.81	13.0	0.42	212	0.054	0.003
957384		5.19	6.19	1.500	4.46	0.022	0.011	0.005	0.012	0.18	9.04	13.0	0.41	177.0	0.049	0.003
957385		3.03	4.71	1.600	4.38	0.023	0.102	0.037	0.022	0.05	11.30	17.3	0.12	79.4	0.160	0.002
957386		4.39	11.05	2.58	2.98	0.023	0.189	0.079	0.030	0.10	14.70	21.7	0.36	209	0.243	0.007
957387		7.10	3.63	2.18	6.42	0.020	0.094	0.043	0.015	0.16	9.80	9.2	0.25	242	0.128	0.004
957388		1.845	2.51	1.360	4.17	0.026	0.011	0.029	0.009	0.10	18.40	9.2	0.19	127.0	0.081	0.002
957389		2.28	4.91	1.610	3.07	0.023	0.013	0.011	0.016	0.09	17.00	13.2	0.39	161.5	0.097	0.004
957390		NSS	NSS	NSS	NSS	NSS	NSS	NSS	NSS	NSS	NSS	NSS	NSS	NSS	NSS	NSS
957391		3.00	3.49	1.040	3.31	0.035	0.008	0.008	0.005	0.12	15.75	11.3	0.34	124.5	0.043	0.006
957392		3.48	3.64	1.100	2.31	0.014	0.003	0.016	0.006	0.10	14.05	5.7	0.18	135.5	0.091	0.004
957393		NSS	NSS	NSS	NSS	NSS	NSS	NSS	NSS	NSS	NSS	NSS	NSS	NSS	NSS	NSS
957394		NSS	NSS	NSS	NSS	NSS	NSS	NSS	NSS	NSS	NSS	NSS	NSS	NSS	NSS	NSS

Comments: Always send INVCC to Debra Chapman. RD 9/9/2022.2023 price list

***** See Appendix Page for comments regarding this certificate *****

ALS Canada Ltd.
2103 Dollarton Hwy
North Vancouver BC V7H 0A7
Phone: +1 604 984 0221 Fax: +1 604 984 0218
www.alsglobal.com/geochemistry

To: FANCAMP EXPLORATION LTÉE
340, AVE VICTORIA
WESTMOUNT QC H3Z 2M8

Finalized Date: 7-JUL-2024
Account: FANCAM

Project: Riley Brook

CERTIFICATE OF ANALYSIS SD24156025

Sample Description	Method	AuME-ST43	AuME-ST43	AuME-ST43	AuME-ST43	AuME-ST43	AuME-ST43	AuME-ST43	AuME-ST43	AuME-ST43	AuME-ST43	AuME-ST43	AuME-ST43	AuME-ST43	AuME-ST43	AuME-ST43
	Analyte	Nb	Ni	P	Pb	Pd	Pt	Rb	Re	S	Sb	Sc	Se	Sn	Sr	Ta
	Units	ppm	ppm	%	ppm	ppm	ppm	ppm	ppm	%	ppm	ppm	ppm	ppm	ppm	ppm
	LOD	0.002	0.02	0.0005	0.005	0.001	0.001	0.005	0.0002	0.002	0.002	0.005	0.002	0.01	0.01	0.005
957354		2.04	11.85	0.0623	7.91	<0.001	0.001	9.00	0.0002	0.042	0.163	1.395	0.433	0.90	2.84	<0.005
957355		1.555	8.90	0.0811	6.70	<0.001	0.001	9.11	<0.0002	0.056	0.250	1.490	0.744	0.88	3.60	<0.005
957356		1.570	26.7	0.0544	6.37	<0.001	0.001	8.61	0.0002	0.025	0.182	2.99	0.171	0.77	10.15	<0.005
957357		1.425	34.7	0.0380	8.75	<0.001	<0.001	8.47	<0.0002	0.031	0.223	2.46	0.367	0.57	3.29	<0.005
957358		1.555	4.07	0.0345	6.31	<0.001	0.001	3.03	<0.0002	0.032	0.137	1.255	0.336	0.89	2.29	<0.005
957359		4.89	4.39	0.0573	9.07	<0.001	0.001	3.19	0.0003	0.051	0.351	0.918	0.834	2.45	1.33	0.008
957360		2.66	15.00	0.0702	12.90	<0.001	0.001	10.30	<0.0002	0.049	0.323	2.02	0.718	1.74	2.58	<0.005
957361		2.17	12.95	0.0354	9.76	<0.001	<0.001	7.62	<0.0002	0.030	0.378	2.40	0.282	1.50	2.63	<0.005
957362		2.45	22.4	0.0466	10.45	<0.001	<0.001	9.11	<0.0002	0.035	0.409	2.30	0.378	1.15	4.75	<0.005
957363		0.447	12.85	0.0868	8.82	<0.001	<0.001	13.00	0.0004	0.031	0.728	2.27	0.370	0.75	2.39	<0.005
957364		1.210	32.1	0.0995	21.7	<0.001	0.001	7.82	<0.0002	0.065	0.282	2.16	0.529	0.88	2.46	<0.005
957365		3.12	16.55	0.0800	8.80	<0.001	<0.001	7.84	<0.0002	0.051	0.281	2.65	0.603	1.49	3.11	<0.005
957366		2.33	6.08	0.1810	17.80	<0.001	0.001	11.85	<0.0002	0.074	0.441	1.450	0.669	2.60	5.50	<0.005
957368		1.840	15.15	0.0768	6.19	<0.001	<0.001	6.69	<0.0002	0.058	0.287	3.04	0.808	1.05	3.00	<0.005
957369		2.09	9.91	0.0633	9.24	<0.001	<0.001	4.98	<0.0002	0.037	0.284	1.670	0.462	1.37	4.21	<0.005
957370		2.34	21.0	0.0884	7.68	0.001	0.001	8.00	0.0005	0.046	0.268	2.70	0.592	0.87	4.60	<0.005
957371		0.544	28.8	0.0167	9.58	<0.001	<0.001	7.80	0.0003	0.008	0.320	3.94	0.111	0.67	4.36	<0.005
957372		0.748	12.75	0.0157	12.05	<0.001	<0.001	28.1	<0.0002	0.009	0.249	1.915	0.046	1.86	3.77	<0.005
957373		0.327	17.80	0.0164	27.2	<0.001	<0.001	17.40	<0.0002	0.003	0.337	2.33	0.042	1.46	5.98	<0.005
957374		0.544	25.4	0.0119	15.05	<0.001	<0.001	11.75	<0.0002	0.006	0.313	2.67	0.087	0.77	3.76	<0.005
957375		0.727	23.2	0.0928	12.85	0.002	<0.001	19.55	<0.0002	0.018	0.251	3.25	0.369	1.14	2.96	<0.005
957376		1.090	38.8	0.0750	10.75	0.002	<0.001	14.80	0.0005	0.028	0.250	2.60	0.472	0.91	2.32	<0.005
957377		0.307	12.00	0.0144	4.11	<0.001	<0.001	2.92	<0.0002	<0.002	0.101	0.658	0.082	0.21	1.83	<0.005
957378		0.627	25.9	0.0345	12.55	<0.001	<0.001	20.5	<0.0002	0.018	0.371	2.57	0.186	1.03	2.63	<0.005
957379		1.225	33.8	0.0591	12.35	0.002	<0.001	14.15	<0.0002	0.029	0.406	3.22	0.405	0.96	3.53	<0.005
957380		NSS	NSS	NSS	NSS	NSS	NSS	NSS	NSS	NSS	NSS	NSS	NSS	NSS	NSS	NSS
957381		0.953	28.3	0.0454	7.85	<0.001	<0.001	13.45	<0.0002	0.013	0.173	3.04	0.131	1.03	4.71	<0.005
957382		0.360	24.6	0.0336	11.95	0.003	<0.001	20.0	<0.0002	0.007	0.321	3.80	0.071	1.12	14.35	<0.005
957383		0.283	17.60	0.0071	10.90	0.001	<0.001	26.4	<0.0002	0.002	0.181	1.675	0.019	1.10	2.40	<0.005
957384		0.226	18.00	0.0074	9.59	0.001	<0.001	23.8	<0.0002	<0.002	0.203	1.660	0.025	1.14	1.66	<0.005
957385		0.709	12.75	0.0446	8.52	<0.001	<0.001	10.80	<0.0002	0.013	0.236	1.570	0.238	0.93	1.40	<0.005
957386		1.280	27.6	0.0565	15.25	<0.001	<0.001	16.35	<0.0002	0.038	0.411	2.18	0.365	0.88	4.93	<0.005
957387		1.085	9.21	0.202	14.35	0.003	0.001	26.0	<0.0002	0.014	0.255	2.10	0.240	1.68	3.52	<0.005
957388		0.427	8.20	0.0080	12.35	<0.001	<0.001	13.50	<0.0002	0.005	0.236	1.020	0.062	1.62	1.44	<0.005
957389		0.463	17.20	0.0113	10.20	<0.001	<0.001	13.10	<0.0002	0.007	0.254	1.370	0.044	0.90	3.72	<0.005
957390		NSS	NSS	NSS	NSS	NSS	NSS	NSS	NSS	NSS	NSS	NSS	NSS	NSS	NSS	NSS
957391		0.564	14.10	0.0066	5.83	<0.001	<0.001	18.80	<0.0002	0.005	0.129	1.290	0.028	0.79	2.28	<0.005
957392		0.343	8.05	0.0158	6.85	0.001	<0.001	19.10	<0.0002	0.006	0.301	0.545	0.046	1.00	2.50	<0.005
957393		NSS	NSS	NSS	NSS	NSS	NSS	NSS	NSS	NSS	NSS	NSS	NSS	NSS	NSS	NSS
957394		NSS	NSS	NSS	NSS	NSS	NSS	NSS	NSS	NSS	NSS	NSS	NSS	NSS	NSS	NSS

Comments: Always send INVCC to Debra Chapman. RD 9/9/2022.2023 price list

***** See Appendix Page for comments regarding this certificate *****

ALS Canada Ltd.
2103 Dollarton Hwy
North Vancouver BC V7H 0A7
Phone: +1 604 984 0221 Fax: +1 604 984 0218
www.alsglobal.com/geochemistry

To: FANCAMP EXPLORATION LTÉE
340, AVE VICTORIA
WESTMOUNT QC H3Z 2M8

Finalized Date: 7-JUL-2024
Account: FANCAM

Project: Riley Brook

CERTIFICATE OF ANALYSIS SD24156025

Sample Description	Method	AuME-ST43	AuME-ST43	AuME-ST43	AuME-ST43	AuME-ST43	AuME-ST43	AuME-ST43	AuME-ST43	AuME-ST43	AuME-ST43
	Analyte	Te	Th	Ti	Tl	U	V	W	Y	Zn	Zr
	Units	ppm	ppm	%	ppm	ppm	ppm	ppm	ppm	ppm	ppm
	LOD	0.001	0.0005	0.0001	0.0005	0.0005	0.05	0.001	0.001	0.1	0.01
957354		0.009	1.450	0.0204	0.0907	0.515	24.1	0.061	3.68	57.0	4.14
957355		0.016	0.870	0.0339	0.1250	0.548	35.5	0.072	3.07	53.3	1.73
957356		0.008	1.360	0.1055	0.0568	0.412	56.4	0.037	4.22	57.7	2.43
957357		0.013	3.52	0.0248	0.0740	0.544	24.4	0.059	3.76	81.1	11.00
957358		0.013	1.280	0.0121	0.0657	0.336	42.5	0.018	1.440	21.1	2.22
957359		0.028	2.10	0.0128	0.0573	0.713	19.30	0.153	2.63	29.0	12.35
957360		0.015	2.64	0.0094	0.1310	0.741	26.5	0.070	4.28	75.4	9.60
957361		0.011	1.520	0.0373	0.1090	0.533	62.4	0.034	3.21	41.6	2.10
957362		0.012	1.545	0.0298	0.1005	0.596	39.0	0.087	4.49	60.3	3.40
957363		0.029	2.31	0.0106	0.1510	0.582	49.5	0.060	4.44	40.7	2.51
957364		0.017	3.08	0.0066	0.0930	0.488	33.3	0.098	4.01	87.9	7.36
957365		0.011	3.32	0.0127	0.0991	0.937	20.1	0.115	8.41	165.0	18.65
957366		0.027	0.536	0.1230	0.1275	0.740	48.8	0.045	3.06	41.9	1.93
957368		0.013	3.57	0.0123	0.1130	0.597	26.4	0.054	5.12	125.5	14.75
957369		0.019	1.410	0.0208	0.0949	0.500	61.9	0.038	2.51	34.8	2.29
957370		0.015	1.215	0.0461	0.0988	0.635	62.0	0.065	4.33	44.8	3.48
957371		0.009	3.23	0.0550	0.0698	0.610	40.6	0.048	6.40	45.9	2.12
957372		0.008	2.93	0.0168	0.211	0.264	22.1	1.040	4.02	36.1	0.43
957373		0.013	7.03	0.0035	0.1390	0.387	29.0	0.737	6.75	49.3	0.71
957374		0.008	5.87	0.0108	0.0811	0.441	32.4	0.820	4.70	46.7	3.00
957375		0.020	9.00	0.0102	0.1220	0.511	44.0	1.210	6.02	34.4	3.78
957376		0.011	5.25	0.0100	0.1205	0.498	32.9	0.843	3.44	80.9	3.60
957377		0.004	1.060	0.0053	0.0225	0.1360	10.25	0.149	1.335	11.5	1.20
957378		0.010	5.30	0.0123	0.1410	0.407	33.9	1.790	4.46	30.6	3.01
957379		0.029	4.50	0.0447	0.0887	0.496	49.0	0.932	3.66	52.8	2.79
957380		NSS	NSS	NSS	NSS	NSS	NSS	NSS	NSS	NSS	NSS
957381		0.008	4.16	0.0209	0.0832	0.411	44.3	0.238	4.10	50.9	3.21
957382		0.010	4.90	0.0121	0.1450	0.775	41.7	0.746	15.60	35.4	1.27
957383		0.005	1.800	0.0104	0.1605	0.235	17.25	0.456	2.09	31.8	0.25
957384		0.002	1.940	0.0087	0.1975	0.225	16.75	0.362	2.11	38.9	0.31
957385		0.010	4.52	0.0084	0.1005	0.310	31.2	0.970	2.86	21.9	3.90
957386		0.016	5.43	0.0233	0.0961	0.507	39.4	1.435	5.79	42.6	5.63
957387		0.011	5.90	0.0155	0.1580	0.318	35.4	1.520	3.44	32.3	2.09
957388		0.008	3.96	0.0038	0.1140	0.322	21.9	0.745	2.67	21.8	0.49
957389		0.006	2.24	0.0108	0.0772	0.295	32.2	0.720	4.45	25.1	0.44
957390		NSS	NSS	NSS	NSS	NSS	NSS	NSS	NSS	NSS	NSS
957391		0.004	3.48	0.0219	0.0961	0.250	20.2	0.448	2.63	21.1	0.54
957392		0.006	1.585	0.0088	0.1095	0.1925	22.7	0.838	2.50	26.5	0.14
957393		NSS	NSS	NSS	NSS	NSS	NSS	NSS	NSS	NSS	NSS
957394		NSS	NSS	NSS	NSS	NSS	NSS	NSS	NSS	NSS	NSS

Comments: Always send INVCC to Debra Chapman. RD 9/9/2022.2023 price list

***** See Appendix Page for comments regarding this certificate *****

ALS Canada Ltd.
2103 Dollarton Hwy
North Vancouver BC V7H 0A7
Phone: +1 604 984 0221 Fax: +1 604 984 0218
www.alsglobal.com/geochemistry

To: FANCAMP EXPLORATION LTÉE
340, AVE VICTORIA
WESTMOUNT QC H3Z 2M8

Finalized Date: 7-JUL-2024
Account: FANCAM

Project: Riley Brook

CERTIFICATE OF ANALYSIS SD24156025

Sample Description	Method Analyte Units LOD	WEI-21 Recvd Wt. kg 0.02	OA-ELE07 pH Unity 0.1	AuME-ST43 Au ppm 0.0001	AuME-ST43 Ag ppm 0.001	AuME-ST43 Al % 0.01	AuME-ST43 As ppm 0.01	AuME-ST43 B ppm 2	AuME-ST43 Ba ppm 0.05	AuME-ST43 Be ppm 0.005	AuME-ST43 Bi ppm 0.0005	AuME-ST43 Ca % 0.01	AuME-ST43 Cd ppm 0.001	AuME-ST43 Ce ppm 0.001	AuME-ST43 Co ppm 0.001	AuME-ST43 Cr ppm 0.01
957395		0.38	4.8	0.0006	0.024	1.66	5.70	3	233	1.350	0.1830	0.20	0.129	72.9	9.22	27.3
957396		0.27	5.2	0.0004	0.085	2.91	3.34	4	83.7	0.782	0.214	0.15	0.166	20.8	2.90	15.95
957397		0.28	4.6	0.0005	0.037	2.46	3.35	3	40.2	0.853	0.206	0.03	0.071	25.3	1.655	15.95
957398		0.35	4.9	0.0005	0.092	3.63	4.76	3	56.6	1.205	0.256	0.02	0.070	27.8	6.55	27.5
957399		0.30	4.7	NSS	NSS	NSS	NSS	NSS	NSS	NSS	NSS	NSS	NSS	NSS	NSS	NSS
957400		0.36	4.4	NSS	NSS	NSS	NSS	NSS	NSS	NSS	NSS	NSS	NSS	NSS	NSS	NSS
957401		0.33	4.8	0.0003	0.127	5.47	3.07	4	31.9	0.676	0.0676	0.17	0.174	13.30	9.31	87.0
957402		0.48	4.9	0.0008	0.035	3.21	1.42	<2	19.65	0.356	0.0962	0.04	0.081	23.6	4.48	35.0
957403		0.35	5.0	NSS	NSS	NSS	NSS	NSS	NSS	NSS	NSS	NSS	NSS	NSS	NSS	NSS
957404		0.34	5.0	0.0003	0.075	3.80	4.16	2	51.6	0.693	0.1050	0.05	0.246	24.1	8.32	56.8
957405		0.40	4.6	NSS	NSS	NSS	NSS	NSS	NSS	NSS	NSS	NSS	NSS	NSS	NSS	NSS
957406		0.40	4.8	0.0004	0.025	3.60	2.48	2	26.7	0.401	0.0666	0.17	0.116	18.35	9.76	54.8
957407		0.37	4.6	0.0004	0.130	2.18	2.69	3	46.9	0.340	0.1270	0.19	0.122	19.10	4.05	43.8
957408		0.42	4.8	NSS	NSS	NSS	NSS	NSS	NSS	NSS	NSS	NSS	NSS	NSS	NSS	NSS
957409		0.37	5.1	0.0005	0.070	4.76	2.10	3	28.4	0.603	0.0600	0.11	0.146	16.10	8.08	71.5
957410		0.37	4.7	0.0006	0.074	3.51	3.29	3	54.3	0.572	0.1120	0.07	0.158	24.8	7.42	56.1
957411		0.34	4.5	0.0004	0.060	3.91	4.81	2	38.8	0.537	0.0899	0.07	0.125	26.3	10.45	56.0
957412		0.44	4.5	0.0004	0.053	3.19	3.50	2	36.9	0.571	0.1015	0.27	0.136	17.25	13.80	66.2
957413		0.37	4.8	0.0005	0.119	4.02	3.34	2	35.9	0.582	0.1305	0.16	0.071	16.05	5.79	70.6
957414		0.45	4.7	0.0005	0.043	3.09	2.78	2	31.6	0.488	0.0761	0.21	0.167	24.6	15.30	62.4
957415		0.41	5.3	NSS	NSS	NSS	NSS	NSS	NSS	NSS	NSS	NSS	NSS	NSS	NSS	NSS
957416		0.28	4.9	NSS	NSS	NSS	NSS	NSS	NSS	NSS	NSS	NSS	NSS	NSS	NSS	NSS
957417		0.39	4.7	0.0008	0.105	4.57	4.41	2	33.7	0.549	0.0896	0.11	0.169	19.75	13.05	68.2
957418		0.34	4.9	0.0005	0.106	4.81	4.20	3	32.5	0.519	0.0696	0.17	0.174	14.95	13.50	74.4
957419		0.36	5.1	0.0004	0.083	5.18	4.04	4	44.1	0.883	0.0738	0.27	0.129	19.30	11.30	70.7
957420		0.40	4.8	0.0004	0.045	3.90	3.27	2	61.8	0.557	0.0740	0.22	0.174	28.0	14.75	69.1
957421		0.37	4.9	0.0003	0.083	3.21	3.79	2	49.3	0.744	0.1070	0.06	0.086	25.3	8.75	51.8
957422		0.34	4.9	0.0003	0.089	4.96	2.52	2	41.8	0.706	0.0803	0.08	0.195	14.70	7.06	59.2
957423		0.26	4.8	0.0005	0.155	3.66	3.93	2	58.6	0.568	0.1130	0.24	0.200	12.90	9.35	79.8
957424		0.28	4.4	0.0001	0.079	1.56	1.12	<2	34.1	0.252	0.1330	0.02	0.047	14.05	1.780	18.70
957425		0.52	5.3	0.0001	0.030	1.17	5.83	<2	81.6	2.28	0.1480	0.13	0.068	74.7	5.71	19.50
957426		0.40	4.7	0.0004	0.083	3.59	2.70	<2	40.7	1.590	0.214	0.02	0.117	39.8	2.64	13.50
957427		0.45	4.8	0.0003	0.021	1.56	2.97	2	19.95	0.344	0.1870	0.03	0.068	16.40	1.220	12.10
957428		0.39	3.6	<0.0001	0.035	0.31	1.73	<2	11.95	0.196	0.226	0.08	0.072	12.70	0.951	6.95
957429		0.50	4.9	0.0002	0.049	2.88	3.04	2	57.6	0.907	0.1265	0.05	0.146	26.5	7.77	37.2
957430		0.43	4.5	0.0001	0.094	2.92	2.83	2	46.1	0.589	0.1325	0.07	0.170	20.8	4.22	19.85
957431		0.48	4.7	0.0001	0.133	3.36	3.57	2	66.3	0.671	0.1215	0.08	0.114	22.3	8.86	45.5
957432		0.43	4.7	<0.0001	0.173	4.29	3.82	2	117.0	0.873	0.1440	0.11	0.189	16.60	9.49	61.0
957433		0.41	4.8	<0.0001	0.148	3.01	3.87	2	63.2	0.796	0.1610	0.14	0.147	21.2	6.03	36.5
957434		0.41	5.5	0.0005	0.099	1.78	2.94	<2	90.1	0.893	0.1485	0.40	0.105	39.5	8.34	30.8

Comments: Always send INVCC to Debra Chapman. RD 9/9/2022.2023 price list

***** See Appendix Page for comments regarding this certificate *****

ALS Canada Ltd.
2103 Dollarton Hwy
North Vancouver BC V7H 0A7
Phone: +1 604 984 0221 Fax: +1 604 984 0218
www.alsglobal.com/geochemistry

To: FANCAMP EXPLORATION LTÉE
340, AVE VICTORIA
WESTMOUNT QC H3Z 2M8

Finalized Date: 7-JUL-2024
Account: FANCAM

Project: Riley Brook

CERTIFICATE OF ANALYSIS SD24156025

Sample Description	Method	AuME-ST43	AuME-ST43	AuME-ST43	AuME-ST43	AuME-ST43	AuME-ST43	AuME-ST43	AuME-ST43	AuME-ST43	AuME-ST43	AuME-ST43	AuME-ST43	AuME-ST43	AuME-ST43	AuME-ST43
	Analyte	Cs	Cu	Fe	Ga	Ge	Hf	Hg	In	K	La	Li	Mg	Mn	Mo	Na
	Units	ppm	ppm	%	ppm	ppm	ppm	ppm	ppm	%	ppm	ppm	%	ppm	ppm	%
	LOD	0.001	0.01	0.001	0.004	0.005	0.002	0.002	0.005	0.01	0.002	0.1	0.01	0.1	0.002	0.001
957395		2.47	7.71	2.04	4.37	0.045	0.028	0.047	0.020	0.13	19.75	26.4	0.51	1360	0.403	0.011
957396		1.475	3.88	2.56	9.11	0.024	0.075	0.133	0.032	0.07	11.05	17.8	0.13	263	0.237	0.010
957397		1.215	3.24	3.08	10.20	0.021	0.083	0.106	0.044	0.04	12.90	16.3	0.10	115.0	0.365	0.008
957398		3.51	6.77	2.98	8.04	0.035	0.117	0.131	0.029	0.15	14.35	27.3	0.34	249	0.284	0.004
957399		NSS	NSS	NSS	NSS	NSS	NSS	NSS	NSS	NSS	NSS	NSS	NSS	NSS	NSS	NSS
957400		NSS	NSS	NSS	NSS	NSS	NSS	NSS	NSS	NSS	NSS	NSS	NSS	NSS	NSS	NSS
957401		1.040	13.35	6.84	9.04	0.033	0.068	0.224	0.044	0.03	5.80	24.3	0.35	190.5	0.527	0.005
957402		0.784	13.05	2.01	5.97	0.026	0.171	0.132	0.022	0.02	10.65	23.7	0.28	64.4	0.405	0.004
957403		NSS	NSS	NSS	NSS	NSS	NSS	NSS	NSS	NSS	NSS	NSS	NSS	NSS	NSS	NSS
957404		2.03	10.55	3.17	6.98	0.022	0.059	0.133	0.018	0.04	9.20	26.2	0.39	501	0.331	0.011
957405		NSS	NSS	NSS	NSS	NSS	NSS	NSS	NSS	NSS	NSS	NSS	NSS	NSS	NSS	NSS
957406		0.730	9.93	2.77	5.75	0.023	0.236	0.078	0.030	0.01	8.07	21.5	0.46	128.5	0.298	0.006
957407		0.717	8.17	5.29	10.95	0.038	0.023	0.122	0.033	0.02	8.81	10.3	0.20	163.0	0.325	0.014
957408		NSS	NSS	NSS	NSS	NSS	NSS	NSS	NSS	NSS	NSS	NSS	NSS	NSS	NSS	NSS
957409		1.140	8.41	3.48	7.23	0.032	0.112	0.124	0.030	0.02	6.98	15.8	0.43	167.0	0.272	0.006
957410		1.550	10.50	3.84	8.50	0.037	0.019	0.095	0.042	0.03	8.79	22.5	0.43	401	0.259	0.007
957411		1.005	13.60	3.07	5.40	0.023	0.174	0.108	0.032	0.03	7.62	26.2	0.60	249	0.378	0.005
957412		1.535	17.20	2.74	8.50	0.026	0.112	0.084	0.033	0.03	8.87	27.8	0.92	245	0.532	0.007
957413		1.285	14.45	5.78	14.55	0.037	0.195	0.135	0.046	0.02	7.70	17.9	0.29	114.0	0.482	0.007
957414		0.980	18.80	3.22	7.20	0.032	0.139	0.053	0.027	0.03	8.87	16.9	0.80	294	0.270	0.004
957415		NSS	NSS	NSS	NSS	NSS	NSS	NSS	NSS	NSS	NSS	NSS	NSS	NSS	NSS	NSS
957416		NSS	NSS	NSS	NSS	NSS	NSS	NSS	NSS	NSS	NSS	NSS	NSS	NSS	NSS	NSS
957417		1.400	17.40	4.31	7.17	0.026	0.310	0.134	0.043	0.02	6.33	25.5	0.56	188.5	0.471	0.004
957418		1.305	18.55	4.96	9.35	0.046	0.112	0.111	0.054	0.02	5.35	19.4	0.75	265	0.302	0.008
957419		1.045	18.20	4.11	5.98	0.042	0.115	0.184	0.036	0.02	7.11	17.6	0.58	272	0.438	0.011
957420		0.946	27.7	3.47	7.08	0.031	0.123	0.099	0.028	0.02	8.17	18.1	0.80	279	0.622	0.005
957421		1.225	13.85	3.64	7.22	0.049	0.073	0.106	0.029	0.03	9.93	22.8	0.49	283	0.360	0.003
957422		0.789	9.41	3.87	7.48	0.040	0.293	0.135	0.041	0.02	5.45	25.0	0.29	188.5	0.336	0.003
957423		1.045	14.15	7.40	14.50	0.065	0.228	0.126	0.049	0.02	4.97	18.5	0.53	269	0.363	0.006
957424		1.920	4.21	1.750	6.90	0.025	0.012	0.053	0.015	0.04	5.74	12.7	0.13	89.3	0.122	0.001
957425		2.44	5.90	1.660	5.21	0.062	0.017	0.015	0.027	0.06	17.70	21.4	0.44	199.5	0.123	0.003
957426		0.997	4.89	2.47	17.20	0.062	0.688	0.081	0.117	0.05	19.10	18.1	0.12	152.0	0.354	0.005
957427		0.739	2.27	1.740	9.15	0.030	0.145	0.035	0.028	0.03	8.79	6.4	0.07	54.6	0.225	0.003
957428		0.852	2.57	0.840	5.94	0.027	0.214	0.016	0.011	0.02	5.81	1.1	0.05	59.6	0.427	0.006
957429		1.110	11.15	2.72	6.89	0.038	0.212	0.071	0.032	0.03	9.43	23.6	0.48	182.0	0.312	0.004
957430		1.285	3.97	2.17	7.01	0.038	0.176	0.107	0.028	0.04	11.40	16.9	0.15	293	0.230	0.004
957431		1.120	11.45	2.97	6.67	0.042	0.096	0.076	0.029	0.04	9.79	27.4	0.45	253	0.325	0.004
957432		1.105	8.90	4.78	9.91	0.049	0.156	0.136	0.038	0.05	8.17	37.4	0.48	362	0.344	0.005
957433		1.045	9.88	4.11	8.10	0.052	0.042	0.096	0.035	0.05	10.05	19.5	0.29	168.5	0.561	0.003
957434		0.897	7.82	2.54	6.43	0.094	0.015	0.057	0.023	0.06	26.7	26.8	0.40	1205	0.545	0.005

Comments: Always send INVCC to Debra Chapman. RD 9/9/2022.2023 price list

***** See Appendix Page for comments regarding this certificate *****

ALS Canada Ltd.
2103 Dollarton Hwy
North Vancouver BC V7H 0A7
Phone: +1 604 984 0221 Fax: +1 604 984 0218
www.alsglobal.com/geochemistry

To: FANCAMP EXPLORATION LTÉE
340, AVE VICTORIA
WESTMOUNT QC H3Z 2M8

Finalized Date: 7-JUL-2024
Account: FANCAM

Project: Riley Brook

CERTIFICATE OF ANALYSIS SD24156025

Sample Description	Method	AuME-ST43	AuME-ST43	AuME-ST43	AuME-ST43	AuME-ST43	AuME-ST43	AuME-ST43	AuME-ST43	AuME-ST43	AuME-ST43	AuME-ST43	AuME-ST43	AuME-ST43	AuME-ST43	AuME-ST43
	Analyte	Nb	Ni	P	Pb	Pd	Pt	Rb	Re	S	Sb	Sc	Se	Sn	Sr	Ta
	Units	ppm	ppm	%	ppm	ppm	ppm	ppm	ppm	%	ppm	ppm	ppm	ppm	ppm	ppm
	LOD	0.002	0.02	0.0005	0.005	0.001	0.001	0.005	0.0002	0.002	0.002	0.005	0.002	0.01	0.01	0.005
957395		0.854	21.0	0.0257	11.70	<0.001	<0.001	21.7	<0.0002	0.020	0.251	6.76	0.183	1.07	5.73	<0.005
957396		1.595	7.87	0.1580	11.70	<0.001	<0.001	13.65	<0.0002	0.045	0.184	1.405	0.659	1.45	6.67	0.005
957397		3.24	4.29	0.0747	9.39	<0.001	<0.001	13.10	<0.0002	0.030	0.261	1.350	0.505	2.55	2.78	0.010
957398		1.470	18.50	0.1240	12.95	<0.001	0.001	22.0	<0.0002	0.032	0.321	2.92	0.668	1.72	2.36	<0.005
957399		NSS	NSS	NSS	NSS	NSS	NSS	NSS	NSS	NSS	NSS	NSS	NSS	NSS	NSS	NSS
957400		NSS	NSS	NSS	NSS	NSS	NSS	NSS	NSS	NSS	NSS	NSS	NSS	NSS	NSS	NSS
957401		1.735	29.2	0.1640	3.95	0.001	0.001	4.43	0.0007	0.082	0.268	4.89	1.055	0.72	5.87	<0.005
957402		0.970	16.00	0.0407	6.19	<0.001	<0.001	5.78	<0.0002	0.029	0.110	3.27	0.399	0.65	2.36	<0.005
957403		NSS	NSS	NSS	NSS	NSS	NSS	NSS	NSS	NSS	NSS	NSS	NSS	NSS	NSS	NSS
957404		1.560	32.0	0.0900	7.84	<0.001	<0.001	12.45	<0.0002	0.044	0.264	2.89	0.709	0.74	3.60	<0.005
957405		NSS	NSS	NSS	NSS	NSS	NSS	NSS	NSS	NSS	NSS	NSS	NSS	NSS	NSS	NSS
957406		1.625	30.6	0.0344	5.05	<0.001	<0.001	5.42	<0.0002	0.033	0.153	3.10	0.375	0.58	4.56	<0.005
957407		2.07	10.25	0.1390	7.25	<0.001	<0.001	4.57	<0.0002	0.059	0.178	2.61	0.605	1.05	6.96	<0.005
957408		NSS	NSS	NSS	NSS	NSS	NSS	NSS	NSS	NSS	NSS	NSS	NSS	NSS	NSS	NSS
957409		1.940	29.9	0.0850	5.04	0.001	<0.001	3.53	0.0005	0.052	0.128	3.82	0.673	0.61	4.96	<0.005
957410		2.25	26.4	0.0922	7.70	<0.001	0.001	10.55	<0.0002	0.043	0.226	3.61	0.654	0.91	3.79	0.006
957411		2.43	39.9	0.0541	8.74	<0.001	<0.001	7.71	<0.0002	0.039	0.208	2.66	0.543	0.71	4.85	<0.005
957412		2.43	45.1	0.0368	9.02	<0.001	<0.001	6.76	0.0003	0.040	0.217	4.48	0.272	0.96	9.95	<0.005
957413		4.15	15.95	0.0895	8.35	<0.001	<0.001	5.19	<0.0002	0.048	0.185	5.64	0.551	1.39	5.98	<0.005
957414		1.625	44.1	0.0476	7.04	<0.001	<0.001	7.48	0.0002	0.021	0.157	5.00	0.276	0.67	8.13	<0.005
957415		NSS	NSS	NSS	NSS	NSS	NSS	NSS	NSS	NSS	NSS	NSS	NSS	NSS	NSS	NSS
957416		NSS	NSS	NSS	NSS	NSS	NSS	NSS	NSS	NSS	NSS	NSS	NSS	NSS	NSS	NSS
957417		2.78	36.3	0.0674	6.86	<0.001	<0.001	6.72	0.0003	0.041	0.319	4.04	0.651	0.82	5.53	<0.005
957418		2.72	39.4	0.0849	6.22	<0.001	<0.001	4.52	0.0011	0.054	0.308	5.41	0.777	0.83	6.68	0.005
957419		2.31	34.0	0.1185	5.16	<0.001	<0.001	6.57	0.0004	0.062	0.162	5.09	0.718	0.68	9.02	<0.005
957420		1.850	47.7	0.0445	5.87	<0.001	<0.001	5.84	0.0004	0.030	0.144	4.39	0.407	0.64	6.52	<0.005
957421		2.54	32.7	0.0789	8.95	<0.001	<0.001	10.40	0.0004	0.036	0.178	3.88	0.456	0.81	3.71	<0.005
957422		2.78	24.0	0.1030	5.94	0.001	<0.001	5.35	0.0004	0.065	0.157	4.47	0.697	0.73	4.16	0.007
957423		3.79	27.5	0.1960	10.05	<0.001	<0.001	5.42	0.0003	0.053	0.215	5.72	0.717	1.11	9.61	<0.005
957424		1.970	6.40	0.0336	8.97	<0.001	<0.001	10.25	0.0002	0.016	0.119	1.465	0.165	0.92	1.67	<0.005
957425		0.878	19.20	0.0137	10.35	0.001	<0.001	10.70	0.0003	0.006	0.160	1.455	0.076	1.42	7.37	<0.005
957426		9.44	7.09	0.0513	15.35	0.001	<0.001	12.05	0.0003	0.034	0.189	1.555	0.445	2.79	2.45	0.005
957427		2.62	4.29	0.0347	8.45	0.001	<0.001	4.69	0.0002	0.017	0.214	0.779	0.188	1.83	1.76	<0.005
957428		3.81	2.44	0.0098	7.00	0.001	<0.001	6.38	0.0003	0.011	0.238	0.479	0.054	3.28	3.75	<0.005
957429		2.15	28.6	0.0502	7.87	<0.001	<0.001	8.62	0.0002	0.020	0.157	2.84	0.331	1.10	3.94	<0.005
957430		1.945	11.35	0.1360	9.79	<0.001	<0.001	8.21	<0.0002	0.042	0.166	1.870	0.504	0.94	3.80	<0.005
957431		1.885	31.6	0.0825	6.82	<0.001	<0.001	9.45	0.0002	0.032	0.194	3.20	0.426	0.83	4.74	<0.005
957432		2.35	25.4	0.737	8.28	<0.001	<0.001	14.15	0.0007	0.055	0.275	4.82	0.701	0.93	7.50	0.007
957433		2.42	17.95	0.1785	9.77	0.001	<0.001	9.17	<0.0002	0.057	0.247	2.45	0.583	1.09	5.72	<0.005
957434		0.731	18.55	0.0894	11.15	0.004	<0.001	14.00	0.0012	0.034	0.190	1.885	0.267	0.91	15.65	<0.005

Comments: Always send INVCC to Debra Chapman. RD 9/9/2022.2023 price list

***** See Appendix Page for comments regarding this certificate *****

ALS Canada Ltd.
2103 Dollarton Hwy
North Vancouver BC V7H 0A7
Phone: +1 604 984 0221 Fax: +1 604 984 0218
www.alsglobal.com/geochemistry

To: FANCAMP EXPLORATION LTÉE
340, AVE VICTORIA
WESTMOUNT QC H3Z 2M8

Project: Riley Brook

CERTIFICATE OF ANALYSIS SD24156025

Sample Description	Method	AuME-ST43	AuME-ST43	AuME-ST43	AuME-ST43	AuME-ST43	AuME-ST43	AuME-ST43	AuME-ST43	AuME-ST43	AuME-ST43
	Analyte	Te	Th	Ti	Tl	U	V	W	Y	Zn	Zr
	Units	ppm	ppm	%	ppm	ppm	ppm	ppm	ppm	ppm	ppm
	LOD	0.001	0.0005	0.0001	0.0005	0.0005	0.05	0.001	0.001	0.1	0.01
957395		0.012	2.74	0.0318	0.1150	0.672	51.8	0.682	16.55	33.2	0.67
957396		0.022	2.85	0.0223	0.1250	0.478	31.1	0.398	2.65	69.1	2.25
957397		0.025	3.12	0.0295	0.1250	0.448	33.4	0.371	3.09	31.8	2.91
957398		0.023	5.51	0.0203	0.1705	0.581	48.3	0.791	6.58	57.0	3.33
957399		NSS	NSS	NSS	NSS	NSS	NSS	NSS	NSS	NSS	NSS
957400		NSS	NSS	NSS	NSS	NSS	NSS	NSS	NSS	NSS	NSS
957401		0.016	0.823	0.1130	0.0790	0.424	100.5	0.061	3.66	95.8	2.57
957402		0.009	2.68	0.0103	0.0709	0.345	35.6	0.048	3.19	30.2	6.19
957403		NSS	NSS	NSS	NSS	NSS	NSS	NSS	NSS	NSS	NSS
957404		0.022	2.08	0.0768	0.1205	0.482	52.2	0.142	3.18	102.0	2.02
957405		NSS	NSS	NSS	NSS	NSS	NSS	NSS	NSS	NSS	NSS
957406		0.010	2.04	0.0807	0.0625	0.376	51.9	0.016	2.71	40.2	9.51
957407		0.017	0.926	0.212	0.0726	0.401	95.7	0.074	2.62	32.6	1.28
957408		NSS	NSS	NSS	NSS	NSS	NSS	NSS	NSS	NSS	NSS
957409		0.012	1.465	0.1360	0.0487	0.465	60.7	0.042	3.70	72.1	4.50
957410		0.018	1.415	0.1445	0.1210	0.522	64.9	0.136	4.43	64.7	0.96
957411		0.015	2.30	0.0725	0.0868	0.550	49.1	0.064	2.74	57.0	7.11
957412		0.009	1.595	0.220	0.0568	0.563	54.0	0.055	4.95	50.3	5.84
957413		0.014	1.800	0.313	0.0784	0.633	142.0	0.039	5.76	31.5	10.05
957414		0.009	2.35	0.1595	0.0578	0.451	64.5	0.022	4.42	49.4	7.54
957415		NSS	NSS	NSS	NSS	NSS	NSS	NSS	NSS	NSS	NSS
957416		NSS	NSS	NSS	NSS	NSS	NSS	NSS	NSS	NSS	NSS
957417		0.012	1.645	0.1625	0.0675	0.408	87.6	0.067	3.44	56.3	13.75
957418		0.015	1.165	0.382	0.0736	0.393	109.0	0.134	4.24	67.6	5.85
957419		0.016	1.590	0.249	0.0821	0.587	67.6	0.117	5.06	53.1	5.15
957420		0.011	1.460	0.1510	0.0861	0.457	71.5	0.027	4.42	59.8	6.83
957421		0.013	1.400	0.0901	0.1170	0.699	55.0	0.070	6.41	60.2	3.43
957422		0.011	1.395	0.1005	0.0780	0.483	63.2	0.059	3.57	94.4	11.00
957423		0.015	1.675	0.413	0.0879	0.599	158.0	0.101	3.81	49.4	11.80
957424		0.009	0.726	0.0392	0.1500	0.443	30.7	0.025	1.705	25.3	0.59
957425		0.006	2.68	0.0109	0.0664	0.594	22.8	0.415	9.32	42.2	0.83
957426		0.012	5.98	0.0102	0.1095	0.841	24.0	0.333	7.09	88.4	16.90
957427		0.009	3.10	0.0113	0.0838	0.320	34.1	0.504	2.12	29.0	4.85
957428		0.008	1.760	0.1035	0.0578	0.334	30.8	0.092	2.31	11.8	9.54
957429		0.013	3.08	0.0370	0.0856	0.666	34.2	0.069	3.16	66.1	6.91
957430		0.013	2.91	0.0122	0.1135	0.423	36.2	0.327	3.45	54.9	5.34
957431		0.011	1.775	0.0569	0.0978	0.509	49.8	0.124	3.22	85.4	3.35
957432		0.026	2.04	0.0877	0.1145	0.628	66.2	0.155	2.83	78.4	5.29
957433		0.022	1.400	0.0861	0.0764	0.551	62.5	0.305	3.92	48.0	1.86
957434		0.020	0.500	0.0202	0.1015	0.513	39.0	0.044	22.5	55.3	0.51

Comments: Always send INVCC to Debra Chapman. RD 9/9/2022.2023 price list

***** See Appendix Page for comments regarding this certificate *****

ALS Canada Ltd.
2103 Dollarton Hwy
North Vancouver BC V7H 0A7
Phone: +1 604 984 0221 Fax: +1 604 984 0218
www.alsglobal.com/geochemistry

To: FANCAMP EXPLORATION LTÉE
340, AVE VICTORIA
WESTMOUNT QC H3Z 2M8

Finalized Date: 7-JUL-2024
Account: FANCAM

Project: Riley Brook

CERTIFICATE OF ANALYSIS SD24156025

Sample Description	Method	WEI-21	OA-ELE07	AuME-ST43	AuME-ST43	AuME-ST43	AuME-ST43	AuME-ST43	AuME-ST43	AuME-ST43	AuME-ST43	AuME-ST43	AuME-ST43	AuME-ST43	AuME-ST43	AuME-ST43
	Analyte	Recvd Wt.	pH	Au	Ag	Al	As	B	Ba	Be	Bi	Ca	Cd	Ce	Co	Cr
	Units	kg	Unity	ppm	ppm	%	ppm	ppm	ppm	ppm	ppm	%	ppm	ppm	ppm	ppm
	LOD	0.02	0.1	0.0001	0.001	0.01	0.01	2	0.05	0.005	0.0005	0.01	0.001	0.001	0.001	0.01
957435		0.45	4.9	0.0001	0.093	3.49	2.84	2	60.8	0.763	0.1320	0.12	0.173	20.5	8.95	40.1
957436		0.42	4.8	0.0002	0.079	3.66	3.77	2	55.7	1.475	0.1770	0.03	0.124	34.3	5.38	28.5
957437		0.47	4.9	0.0005	0.045	4.26	3.12	<2	36.9	1.660	0.1785	0.02	0.221	34.8	5.65	30.0
957438		0.41	4.7	0.0003	0.045	2.64	3.37	<2	32.1	1.215	0.230	0.02	0.171	25.5	3.39	22.2
957439		0.45	4.6	0.0002	0.018	0.88	1.60	<2	53.6	0.610	0.1295	0.07	0.041	27.2	3.37	13.95
957440		0.30	5.1	0.0008	0.031	5.11	3.89	<2	50.9	4.98	0.210	0.03	0.211	130.0	3.45	15.80
957441		0.49	4.9	<0.0001	0.027	0.86	2.60	<2	28.7	0.553	0.1710	0.03	0.041	18.40	1.300	6.17
957442		0.52	5.0	0.0004	0.034	2.32	4.59	<2	47.3	0.733	0.1805	0.05	0.087	21.0	5.41	24.4
957443		0.49	4.6	0.0003	0.016	0.65	1.78	2	46.9	0.354	0.1900	0.07	0.038	16.80	3.70	12.80
957444		0.50	4.7	<0.0001	0.016	0.66	1.70	<2	39.2	0.278	0.1860	0.08	0.028	13.05	2.54	10.45
957445		0.51	5.0	0.0002	0.055	2.70	3.77	2	58.7	0.773	0.0978	0.13	0.195	26.8	12.30	40.5
957446		0.58	4.4	<0.0001	0.071	2.60	3.04	<2	42.1	0.516	0.1620	0.25	0.150	21.0	5.78	36.9
957447		0.53	5.0	0.0001	0.033	3.14	2.86	2	73.8	0.863	0.1090	0.16	0.080	21.3	11.65	33.5
957448		0.45	4.8	0.0001	0.040	1.66	3.14	2	37.2	0.681	0.1580	0.06	0.069	18.10	4.90	16.30
957449		0.60	5.0	0.0003	0.014	1.01	2.99	<2	35.8	1.620	0.1040	0.09	0.053	38.9	6.58	23.4
957450		0.39	4.7	0.0093	0.134	2.77	5.56	2	50.1	1.210	0.1890	0.08	0.167	86.4	8.87	48.0
957451		0.42	4.5	0.0001	0.029	1.71	2.67	<2	34.7	0.640	0.1645	0.04	0.082	30.1	3.85	26.0
957452		0.35	4.4	0.0005	0.075	2.41	15.65	2	45.8	0.993	0.237	0.04	0.114	25.0	2.86	17.60
957453		0.34	4.9	0.0005	0.059	6.07	5.08	2	49.1	1.640	0.1895	0.02	0.214	32.8	4.83	31.5
957454		0.38	4.9	0.0004	0.046	3.11	4.31	2	53.1	1.735	0.1200	0.05	0.112	38.2	13.05	70.9
957455		0.42	4.9	<0.0001	0.020	1.23	8.63	<2	69.8	1.800	0.1860	0.13	0.054	39.0	5.49	16.05
957456		0.33	4.7	0.0001	0.015	3.55	4.30	<2	45.1	1.355	0.1980	0.05	0.100	22.6	2.56	22.9
957457		0.35	4.8	0.0002	0.055	3.04	2.70	<2	60.6	0.982	0.1680	0.02	0.078	20.8	5.80	28.0
957458		0.35	4.8	0.0002	0.028	2.24	2.99	<2	49.9	0.964	0.267	0.02	0.051	21.5	2.26	13.55
957459		0.36	5.1	0.0006	0.061	2.79	2.21	<2	59.8	0.794	0.1820	0.03	0.151	23.2	3.48	21.5
957460		0.34	5.0	0.0007	0.038	3.47	3.39	<2	83.7	1.505	0.1825	0.02	0.172	33.3	5.27	26.6
957461		0.41	4.9	0.0003	0.012	2.18	3.21	<2	55.3	1.195	0.1590	0.03	0.069	27.1	5.77	24.3
957462		0.43	5.0	0.0005	0.143	2.01	2.91	<2	59.7	0.625	0.1490	0.10	0.195	26.0	7.66	33.7
957463		0.32	4.9	0.0004	0.098	3.49	6.19	2	64.7	0.656	0.1385	0.16	0.181	14.50	11.20	80.5
957464		0.30	4.7	0.0006	0.104	3.40	6.30	2	66.6	0.619	0.1355	0.15	0.179	14.30	10.75	81.3
957465		0.49	5.3	0.0004	0.074	2.71	6.57	<2	70.2	0.894	0.1815	0.11	0.086	42.2	9.21	44.4
957466		0.39	4.8	0.0002	0.114	3.67	4.50	2	66.6	0.705	0.1960	0.03	0.135	22.5	5.43	44.9
957467		0.40	5.8	0.0001	0.018	1.44	3.80	<2	104.0	1.185	0.202	0.31	0.118	42.2	9.66	28.2
957468		0.37	4.8	0.0011	0.054	1.41	2.60	<2	46.7	0.356	0.1750	0.02	0.098	21.8	4.02	19.30
957469		0.35	5.1	0.0002	0.063	3.99	2.76	<2	49.1	0.743	0.1405	0.07	0.131	22.7	7.04	43.8
957470		0.50	5.2	0.0005	0.085	2.56	4.15	<2	89.5	0.593	0.1395	0.06	0.075	27.5	8.60	36.5
957471		0.44	4.8	0.0006	0.055	1.85	2.65	<2	48.5	0.398	0.1225	0.02	0.069	28.3	5.65	28.6
957472		0.53	4.4	0.0004	0.006	1.32	2.12	<2	29.3	0.482	0.1490	0.04	0.041	28.1	8.05	24.9
957473		0.48	5.1	0.0004	0.064	2.95	5.42	<2	59.4	2.03	0.1925	0.03	0.088	49.4	5.91	24.2
957474		0.48	4.9	0.0002	0.031	2.27	4.66	<2	78.9	0.905	0.200	0.03	0.097	31.2	6.28	32.4

Comments: Always send INVCC to Debra Chapman. RD 9/9/2022.2023 price list

***** See Appendix Page for comments regarding this certificate *****

ALS Canada Ltd.
2103 Dollarton Hwy
North Vancouver BC V7H 0A7
Phone: +1 604 984 0221 Fax: +1 604 984 0218
www.alsglobal.com/geochemistry

To: FANCAMP EXPLORATION LTÉE
340, AVE VICTORIA
WESTMOUNT QC H3Z 2M8

Project: Riley Brook

CERTIFICATE OF ANALYSIS SD24156025

Sample Description	Method	AuME-ST43	AuME-ST43	AuME-ST43	AuME-ST43	AuME-ST43	AuME-ST43	AuME-ST43	AuME-ST43	AuME-ST43	AuME-ST43	AuME-ST43	AuME-ST43	AuME-ST43	AuME-ST43	AuME-ST43
	Analyte	Cs	Cu	Fe	Ga	Ge	Hf	Hg	In	K	La	Li	Mg	Mn	Mo	Na
	Units	ppm	ppm	%	ppm	ppm	ppm	ppm	ppm	%	ppm	ppm	%	ppm	ppm	%
	LOD	0.001	0.01	0.001	0.004	0.005	0.002	0.002	0.005	0.01	0.002	0.1	0.01	0.1	0.002	0.001
957435		0.601	13.55	3.34	8.04	0.041	0.241	0.088	0.033	0.04	8.50	26.0	0.52	262	0.423	0.004
957436		1.515	6.36	2.49	7.59	0.043	0.431	0.086	0.061	0.04	12.10	22.9	0.30	243	0.366	0.004
957437		1.580	9.85	2.92	11.35	0.051	0.582	0.118	0.116	0.04	12.40	25.3	0.34	157.0	0.578	0.003
957438		1.210	6.37	2.56	12.65	0.042	0.300	0.104	0.081	0.04	10.20	16.7	0.23	116.0	0.640	0.004
957439		1.120	3.66	1.270	6.23	0.041	0.010	0.013	0.020	0.04	15.45	13.2	0.28	123.5	0.223	0.003
957440		3.65	5.79	2.24	10.50	0.116	0.803	0.141	0.135	0.04	43.3	23.9	0.28	125.5	1.680	0.004
957441		0.956	1.76	1.050	6.18	0.034	0.023	0.026	0.021	0.04	10.60	6.9	0.10	90.8	0.273	0.002
957442		1.405	4.92	2.90	7.72	0.040	0.116	0.079	0.035	0.05	11.55	25.4	0.26	132.0	0.307	0.001
957443		2.18	3.73	1.350	3.06	0.027	0.005	0.014	0.010	0.10	9.16	7.2	0.20	125.0	0.188	0.001
957444		1.325	2.26	1.280	3.86	0.024	0.008	0.013	0.007	0.09	7.71	7.5	0.14	101.5	0.158	0.003
957445		0.618	13.80	3.54	5.80	0.045	0.174	0.067	0.025	0.04	11.10	29.2	0.75	326	0.408	0.003
957446		1.010	11.95	3.50	9.71	0.038	0.170	0.098	0.039	0.04	8.58	30.1	0.40	153.0	0.575	0.005
957447		0.624	10.55	3.68	9.12	0.039	0.250	0.049	0.033	0.03	8.96	27.2	0.69	307	0.320	0.004
957448		0.546	4.68	3.10	8.58	0.042	0.047	0.051	0.024	0.04	10.10	14.4	0.30	314	0.320	0.004
957449		1.540	5.40	1.650	3.81	0.051	0.008	0.013	0.014	0.07	15.85	18.2	0.53	202	0.890	0.004
957450		1.390	10.75	4.10	9.33	0.056	0.156	0.108	0.060	0.05	15.30	28.1	0.63	262	1.475	0.004
957451		0.881	4.79	2.51	10.05	0.049	0.027	0.044	0.034	0.04	15.35	20.0	0.24	118.0	0.485	0.003
957452		0.771	4.30	3.58	17.95	0.048	0.271	0.097	0.067	0.03	10.70	11.3	0.15	159.0	0.507	0.003
957453		0.939	5.41	2.96	14.45	0.044	0.806	0.215	0.118	0.05	11.25	21.7	0.25	154.5	0.545	0.002
957454		0.955	12.30	2.98	8.34	0.042	0.240	0.059	0.034	0.04	10.45	29.6	1.12	422	0.343	0.003
957455		1.155	5.94	1.770	6.38	0.049	0.017	0.014	0.030	0.07	16.90	22.3	0.52	199.0	1.120	0.002
957456		0.489	4.40	2.43	13.20	0.040	0.532	0.075	0.072	0.04	10.15	18.6	0.14	81.8	0.412	0.004
957457		1.485	5.23	2.06	7.23	0.037	0.189	0.096	0.035	0.05	10.55	20.6	0.23	121.0	0.381	0.002
957458		1.235	2.84	1.850	21.4	0.036	0.377	0.055	0.063	0.04	10.60	10.5	0.15	102.0	0.363	0.004
957459		1.030	5.15	2.02	10.20	0.035	0.218	0.130	0.040	0.05	11.90	15.9	0.22	196.5	0.592	0.003
957460		0.956	7.22	2.27	9.62	0.044	0.324	0.081	0.065	0.04	12.20	22.0	0.34	315	0.397	0.001
957461		2.31	6.00	2.07	7.56	0.035	0.228	0.040	0.041	0.04	11.45	21.4	0.37	160.0	0.596	0.003
957462		1.260	7.76	2.54	6.41	0.039	0.033	0.082	0.023	0.06	12.65	29.0	0.44	344	0.645	0.004
957463		0.464	23.7	4.88	11.05	0.046	0.154	0.122	0.041	0.04	6.55	48.5	0.99	270	0.432	0.006
957464		0.446	24.5	5.30	10.35	0.047	0.176	0.121	0.044	0.03	6.48	50.1	0.99	263	0.393	<0.001
957465		0.996	9.69	3.58	7.94	0.047	0.094	0.071	0.030	0.04	12.45	30.2	0.42	170.0	0.442	0.003
957466		1.055	6.84	4.30	10.45	0.051	0.098	0.172	0.040	0.05	11.10	33.7	0.21	146.0	0.407	0.004
957467		1.165	7.15	1.980	5.47	0.060	0.039	0.022	0.023	0.14	19.95	25.5	0.68	845	1.200	0.005
957468		1.375	4.59	1.780	6.17	0.032	0.014	0.056	0.015	0.06	11.00	11.9	0.21	201	0.272	<0.001
957469		1.055	9.13	2.88	8.72	0.036	0.220	0.114	0.044	0.04	9.01	27.1	0.40	199.0	0.349	0.001
957470		0.981	9.86	2.83	6.47	0.042	0.088	0.057	0.024	0.06	12.70	37.6	0.49	186.5	0.311	0.003
957471		0.613	7.28	2.18	5.72	0.039	0.057	0.047	0.018	0.06	13.50	28.9	0.33	123.5	0.358	0.003
957472		1.630	7.04	1.800	4.95	0.040	0.025	0.015	0.015	0.09	15.25	20.6	0.60	198.5	0.148	0.004
957473		1.490	7.49	2.46	8.55	0.046	0.149	0.077	0.034	0.06	14.45	24.4	0.42	233	0.434	0.005
957474		1.845	6.60	2.54	6.31	0.039	0.071	0.048	0.022	0.08	11.85	25.1	0.34	212	0.307	0.004

Comments: Always send INVCC to Debra Chapman. RD 9/9/2022.2023 price list

***** See Appendix Page for comments regarding this certificate *****

ALS Canada Ltd.
2103 Dollarton Hwy
North Vancouver BC V7H 0A7
Phone: +1 604 984 0221 Fax: +1 604 984 0218
www.alsglobal.com/geochemistry

To: FANCAMP EXPLORATION LTÉE
340, AVE VICTORIA
WESTMOUNT QC H3Z 2M8

Finalized Date: 7-JUL-2024
Account: FANCAM

Project: Riley Brook

CERTIFICATE OF ANALYSIS SD24156025

Sample Description	Method	AuME-ST43	AuME-ST43	AuME-ST43	AuME-ST43	AuME-ST43	AuME-ST43	AuME-ST43	AuME-ST43	AuME-ST43	AuME-ST43	AuME-ST43	AuME-ST43	AuME-ST43	AuME-ST43	AuME-ST43
	Analyte	Nb	Ni	P	Pb	Pd	Pt	Rb	Re	S	Sb	Sc	Se	Sn	Sr	Ta
	Units	ppm	ppm	%	ppm	ppm	ppm	ppm	ppm	%	ppm	ppm	ppm	ppm	ppm	ppm
	LOD	0.002	0.02	0.0005	0.005	0.001	0.001	0.005	0.0002	0.002	0.002	0.005	0.002	0.01	0.01	0.005
957435		2.28	28.8	0.1285	9.44	<0.001	<0.001	8.53	0.0004	0.032	0.173	3.43	0.363	1.03	5.71	<0.005
957436		4.47	23.2	0.0609	13.10	0.001	<0.001	10.20	0.0003	0.035	0.195	1.940	0.473	1.90	2.70	<0.005
957437		5.41	24.9	0.0510	16.90	<0.001	<0.001	12.35	0.0003	0.033	0.197	2.25	0.566	2.31	2.39	<0.005
957438		4.54	15.15	0.0465	17.85	<0.001	<0.001	10.65	0.0003	0.025	0.234	1.695	0.457	2.63	2.36	<0.005
957439		1.135	11.95	0.0117	7.27	<0.001	<0.001	14.25	<0.0002	0.005	0.129	1.005	0.046	1.55	4.12	<0.005
957440		6.35	15.20	0.0406	20.1	0.004	<0.001	11.45	0.0003	0.034	0.189	1.840	0.631	2.08	2.76	<0.005
957441		1.335	4.16	0.0203	6.65	0.001	<0.001	4.30	<0.0002	0.006	0.196	0.497	0.077	2.25	2.54	<0.005
957442		1.580	15.40	0.0318	13.35	<0.001	<0.001	9.47	<0.0002	0.016	0.242	1.770	0.274	1.32	3.24	<0.005
957443		0.533	8.95	0.0072	8.66	0.001	<0.001	14.15	<0.0002	0.003	0.249	1.080	0.035	0.91	4.28	<0.005
957444		0.389	6.32	0.0191	8.40	<0.001	<0.001	9.26	<0.0002	0.006	0.218	0.793	0.054	0.95	2.70	<0.005
957445		1.305	41.5	0.0899	7.63	0.001	<0.001	8.58	<0.0002	0.027	0.211	3.12	0.280	0.57	7.55	<0.005
957446		3.44	20.3	0.1135	12.45	<0.001	<0.001	13.25	<0.0002	0.031	0.216	3.20	0.311	1.59	11.20	<0.005
957447		2.01	27.8	0.0724	7.97	<0.001	<0.001	7.46	0.0002	0.015	0.151	5.05	0.163	1.40	10.75	<0.005
957448		1.125	6.40	0.1395	8.46	<0.001	<0.001	5.22	0.0002	0.016	0.217	3.10	0.168	1.87	5.12	<0.005
957449		0.431	22.1	0.0132	9.01	0.001	<0.001	10.15	0.0002	0.007	0.184	1.675	0.056	0.79	7.23	<0.005
957450		2.96	32.2	0.0420	19.90	<0.001	<0.001	9.78	0.0003	0.037	0.352	2.31	0.444	1.51	6.17	<0.005
957451		2.29	12.65	0.0323	9.06	<0.001	<0.001	12.30	<0.0002	0.017	0.211	1.930	0.198	1.74	3.29	<0.005
957452		7.15	8.39	0.0702	14.60	<0.001	<0.001	6.56	0.0002	0.032	0.322	1.760	0.379	3.08	4.25	0.005
957453		5.33	20.5	0.0718	15.40	0.001	<0.001	8.99	<0.0002	0.059	0.190	2.41	0.837	1.82	1.86	<0.005
957454		1.780	50.4	0.0372	11.00	0.001	<0.001	7.65	0.0002	0.016	0.241	3.83	0.259	0.99	4.30	<0.005
957455		0.647	16.50	0.0104	11.20	0.002	<0.001	10.50	0.0003	0.005	0.250	1.590	0.048	1.77	6.77	<0.005
957456		6.11	9.45	0.0491	12.05	<0.001	<0.001	5.71	0.0002	0.061	0.205	1.965	0.302	2.73	2.35	<0.005
957457		1.995	20.5	0.0460	9.31	<0.001	<0.001	11.25	<0.0002	0.060	0.183	2.06	0.301	1.42	2.15	<0.005
957458		5.78	8.80	0.0360	9.79	<0.001	<0.001	8.47	<0.0002	0.029	0.251	1.175	0.162	4.28	2.30	<0.005
957459		3.22	13.40	0.0594	8.49	0.001	<0.001	9.48	<0.0002	0.028	0.187	1.525	0.383	1.66	2.60	<0.005
957460		4.55	22.7	0.0600	12.00	<0.001	<0.001	9.14	<0.0002	0.038	0.194	1.785	0.350	2.07	2.83	<0.005
957461		2.41	22.4	0.0260	9.61	<0.001	<0.001	11.30	<0.0002	0.012	0.235	1.975	0.133	1.78	3.28	<0.005
957462		1.195	21.3	0.0590	7.38	<0.001	<0.001	13.00	<0.0002	0.023	0.197	1.990	0.300	0.96	5.70	<0.005
957463		3.02	37.0	0.1420	9.82	<0.001	<0.001	3.61	0.0004	0.048	0.233	4.91	0.439	1.26	8.27	<0.005
957464		3.11	36.4	0.1600	8.92	<0.001	<0.001	3.12	<0.0002	0.045	0.267	4.37	0.441	1.26	7.94	0.005
957465		1.300	29.2	0.0428	11.35	<0.001	<0.001	9.67	0.0006	0.023	0.255	2.65	0.257	0.84	5.11	<0.005
957466		1.540	18.25	0.1615	10.95	<0.001	<0.001	11.30	0.0002	0.043	0.265	2.68	0.634	1.08	2.55	<0.005
957467		0.427	30.1	0.0216	10.40	<0.001	<0.001	16.40	<0.0002	0.008	0.221	2.69	0.084	1.26	12.40	<0.005
957468		0.974	13.15	0.0396	10.95	<0.001	<0.001	11.30	<0.0002	0.007	0.247	1.450	0.192	1.03	1.98	<0.005
957469		2.32	25.3	0.0790	7.57	0.001	<0.001	10.30	0.0002	0.033	0.192	3.61	0.509	1.09	4.13	<0.005
957470		0.570	39.7	0.0721	7.19	<0.001	<0.001	11.60	0.0003	0.017	0.295	2.68	0.235	0.69	4.13	<0.005
957471		0.376	21.7	0.0331	5.70	<0.001	<0.001	11.30	0.0002	0.012	0.210	2.02	0.164	0.66	2.26	<0.005
957472		0.736	25.5	0.0094	8.03	<0.001	<0.001	12.15	<0.0002	0.006	0.191	2.46	0.070	0.78	3.98	<0.005
957473		1.135	20.9	0.1045	12.20	<0.001	<0.001	11.00	0.0004	0.025	0.218	2.14	0.295	1.51	3.21	<0.005
957474		0.681	19.75	0.0281	10.40	<0.001	<0.001	12.20	<0.0002	0.013	0.225	2.55	0.195	1.00	2.66	<0.005

Comments: Always send INVCC to Debra Chapman. RD 9/9/2022.2023 price list

***** See Appendix Page for comments regarding this certificate *****

ALS Canada Ltd.
2103 Dollarton Hwy
North Vancouver BC V7H 0A7
Phone: +1 604 984 0221 Fax: +1 604 984 0218
www.alsglobal.com/geochemistry

To: FANCAMP EXPLORATION LTÉE
340, AVE VICTORIA
WESTMOUNT QC H3Z 2M8

Project: Riley Brook

CERTIFICATE OF ANALYSIS SD24156025

Sample Description	Method	AuME-ST43	AuME-ST43	AuME-ST43	AuME-ST43	AuME-ST43	AuME-ST43	AuME-ST43	AuME-ST43	AuME-ST43	AuME-ST43
	Analyte	Te	Th	Ti	Tl	U	V	W	Y	Zn	Zr
	Units	ppm	ppm	%	ppm	ppm	ppm	ppm	ppm	ppm	ppm
	LOD	0.001	0.0005	0.0001	0.0005	0.0005	0.05	0.001	0.001	0.1	0.01
957435		0.016	2.67	0.0468	0.0797	0.577	47.9	0.061	3.13	77.3	8.23
957436		0.012	4.28	0.0120	0.0982	0.768	23.4	0.255	4.87	132.5	13.40
957437		0.015	5.82	0.0119	0.0950	0.878	23.0	0.209	5.08	110.5	18.35
957438		0.017	4.12	0.0096	0.1100	0.711	24.4	0.141	3.60	73.7	10.25
957439		0.005	1.730	0.0166	0.0554	0.363	19.40	0.196	4.17	36.3	0.62
957440		0.013	6.33	0.0074	0.1330	1.415	20.3	0.435	21.8	160.5	21.8
957441		0.006	1.785	0.0058	0.0751	0.310	13.85	0.775	3.77	21.7	1.07
957442		0.013	3.64	0.0071	0.0913	0.410	45.0	0.610	3.25	27.3	4.26
957443		0.006	1.965	0.0104	0.0915	0.251	26.3	0.815	2.44	16.0	0.24
957444		0.005	1.995	0.0055	0.0900	0.236	24.7	0.850	1.915	13.4	0.20
957445		0.016	2.44	0.0332	0.0564	0.512	43.3	0.093	3.54	60.9	6.08
957446		0.018	2.06	0.0935	0.0893	0.531	73.5	0.102	2.65	51.1	7.20
957447		0.010	2.79	0.1205	0.0548	0.744	66.7	0.044	4.10	54.4	10.50
957448		0.005	1.475	0.0252	0.0554	0.542	32.1	0.218	3.47	36.9	1.21
957449		0.006	1.880	0.0203	0.0658	0.751	26.1	0.440	6.30	35.6	0.32
957450		0.019	2.75	0.0209	0.0985	0.757	44.0	0.200	5.45	69.8	6.01
957451		0.010	2.64	0.0385	0.1035	0.531	45.3	0.078	3.91	35.8	1.52
957452		0.016	3.37	0.0855	0.1010	0.665	50.5	0.115	4.02	60.3	9.28
957453		0.013	7.85	0.0125	0.1150	1.050	31.9	0.199	5.62	137.5	21.3
957454		0.011	3.43	0.1085	0.0628	1.105	46.5	0.234	3.58	66.4	8.75
957455		0.007	2.36	0.0064	0.0896	0.483	27.5	0.273	8.03	47.9	0.67
957456		0.013	4.05	0.0170	0.0769	0.549	35.3	0.089	3.73	92.9	14.35
957457		0.012	4.95	0.0068	0.1120	0.435	31.9	0.213	3.68	143.5	6.96
957458		0.009	3.95	0.0218	0.1135	0.697	20.3	0.131	3.95	66.0	11.80
957459		0.011	3.69	0.0043	0.1045	0.547	25.4	0.205	3.63	166.0	6.04
957460		0.014	4.48	0.0083	0.0947	0.719	22.8	0.185	6.06	196.0	8.95
957461		0.010	4.07	0.0156	0.0855	0.554	25.0	0.164	3.89	96.4	7.06
957462		0.010	2.01	0.0111	0.1085	0.467	33.0	0.224	3.48	52.7	1.08
957463		0.021	1.625	0.1735	0.0503	0.480	78.7	0.196	3.00	56.1	7.15
957464		0.021	1.675	0.1570	0.0428	0.479	77.6	0.229	2.80	53.1	7.81
957465		0.011	3.01	0.0104	0.0906	0.532	49.5	0.241	5.13	29.3	3.47
957466		0.025	3.21	0.0184	0.1150	0.410	59.5	0.238	2.80	43.4	3.51
957467		0.010	2.66	0.0066	0.1140	1.265	37.0	0.175	11.40	50.0	0.96
957468		0.014	1.640	0.0124	0.1125	0.326	32.8	0.145	2.72	27.8	0.59
957469		0.015	2.98	0.0244	0.1300	0.645	42.3	0.063	3.74	65.7	7.78
957470		0.010	3.62	0.0027	0.0992	0.331	29.6	0.239	3.59	82.4	3.19
957471		0.011	3.04	0.0025	0.0971	0.304	27.3	0.103	3.24	38.4	1.89
957472		0.007	3.31	0.0200	0.0951	0.377	32.0	0.246	3.53	30.8	1.19
957473		0.011	4.05	0.0056	0.1055	0.646	29.7	0.507	6.68	49.5	4.18
957474		0.012	3.80	0.0034	0.1400	0.524	52.8	0.595	5.42	46.3	2.21

Comments: Always send INVCC to Debra Chapman. RD 9/9/2022.2023 price list

***** See Appendix Page for comments regarding this certificate *****

ALS Canada Ltd.
2103 Dollarton Hwy
North Vancouver BC V7H 0A7
Phone: +1 604 984 0221 Fax: +1 604 984 0218
www.alsglobal.com/geochemistry

To: FANCAMP EXPLORATION LTÉE
340, AVE VICTORIA
WESTMOUNT QC H3Z 2M8

Finalized Date: 7-JUL-2024
Account: FANCAM

Project: Riley Brook

CERTIFICATE OF ANALYSIS SD24156025

Sample Description	Method	WEI-21	OA-ELE07	AuME-ST43	AuME-ST43	AuME-ST43	AuME-ST43	AuME-ST43	AuME-ST43	AuME-ST43	AuME-ST43	AuME-ST43	AuME-ST43	AuME-ST43	AuME-ST43	AuME-ST43
	Analyte	Recvd Wt.	pH	Au	Ag	Al	As	B	Ba	Be	Bi	Ca	Cd	Ce	Co	Cr
	Units	kg	Unity	ppm	ppm	%	ppm	ppm	ppm	ppm	ppm	%	ppm	ppm	ppm	ppm
	LOD	0.02	0.1	0.0001	0.001	0.01	0.01	2	0.05	0.005	0.0005	0.01	0.001	0.001	0.001	0.01
957475		0.39	4.7	0.0003	0.014	2.30	2.95	<2	77.0	1.020	0.221	0.03	0.092	23.8	8.38	24.1
957476		0.49	NSS	NSS	NSS	NSS	NSS	NSS	NSS	NSS	NSS	NSS	NSS	NSS	NSS	NSS
957477		0.40	4.8	0.0001	0.028	1.38	3.62	<2	80.9	1.215	0.201	0.12	0.062	24.5	12.70	22.3
957478		0.36	4.7	0.0003	0.038	2.54	6.29	2	305	7.63	0.226	0.10	0.096	115.0	8.25	33.7
957479		0.41	4.7	0.0001	0.036	2.15	7.13	<2	72.1	1.740	0.233	0.03	0.093	39.1	3.96	14.45
957480		0.43	4.2	0.0010	0.014	0.73	1.13	<2	15.25	0.270	0.1840	0.01	0.045	36.0	3.05	11.20
957501		0.42	4.8	0.0003	0.073	2.62	5.90	2	49.5	1.135	0.214	0.05	0.199	45.3	11.90	56.1
957502		0.38	5.1	0.0002	0.059	1.74	2.52	<2	37.4	0.626	0.1405	0.08	0.074	30.4	7.49	30.8
957503		0.37	4.9	0.0004	0.035	1.47	4.64	2	60.7	0.581	0.205	0.12	0.076	42.3	6.95	30.6
957504		0.40	4.7	0.0016	0.039	1.13	11.65	<2	63.9	0.407	0.1690	0.13	0.078	30.5	6.79	23.0
957505		0.53	4.5	0.0007	0.038	1.22	2.60	<2	36.5	0.461	0.1720	0.09	0.060	23.9	8.61	27.5
957506		0.37	4.8	0.0008	0.044	2.60	5.35	<2	43.4	0.744	0.1685	0.03	0.092	27.0	8.26	37.4
957507		0.41	5.0	0.0009	0.056	2.71	3.09	<2	40.4	0.645	0.1380	0.04	0.106	25.8	9.21	35.1
957508		0.44	4.7	0.0012	0.082	2.87	4.51	2	54.5	1.460	0.1885	0.04	0.360	57.5	8.27	40.8
957509		0.41	4.7	0.0007	0.136	3.55	4.74	2	73.0	1.040	0.1295	0.05	0.200	50.3	11.00	53.7
957510		0.39	4.9	0.0004	0.022	2.80	3.30	<2	39.8	0.559	0.1525	0.03	0.080	26.0	9.87	34.2
957511		0.35	4.9	0.0005	0.029	2.79	3.03	2	36.0	0.518	0.1370	0.02	0.074	25.2	8.89	32.8
957512		0.44	4.4	0.0014	0.033	1.29	2.28	<2	39.4	0.417	0.1410	0.07	0.074	26.5	7.79	29.0
957513		0.40	4.8	0.0003	0.043	1.48	2.83	<2	47.3	0.394	0.1425	0.13	0.061	26.0	3.70	20.1
957514		0.38	4.8	0.0009	0.065	3.03	4.98	2	43.9	0.820	0.1615	0.03	0.136	37.1	11.80	46.1
957515		0.48	4.8	0.0018	0.029	1.28	5.53	<2	45.1	0.437	0.1355	0.10	0.084	39.5	9.63	30.6
957516		0.39	4.7	0.0008	0.052	2.54	7.79	<2	68.0	1.315	0.261	0.06	0.072	41.8	12.10	48.9
957517		0.44	4.9	0.0006	0.043	1.59	2.98	<2	32.5	0.479	0.1300	0.04	0.094	27.0	7.43	31.6
957518		0.44	4.5	0.0005	0.009	1.48	3.24	<2	26.9	0.490	0.1635	0.05	0.033	28.5	9.91	34.6
957519		0.53	7.9	NSS	NSS	NSS	NSS	NSS	NSS	NSS	NSS	NSS	NSS	NSS	NSS	NSS
957520		0.37	4.5	0.0005	0.032	1.67	3.92	<2	30.9	0.583	0.1975	0.06	0.102	31.3	8.96	36.5
957521		0.38	4.7	0.0004	0.064	1.16	2.56	<2	60.4	0.656	0.1660	0.06	0.050	32.5	7.51	24.0
957522		0.45	4.4	0.0016	0.032	1.18	2.80	<2	28.3	0.358	0.1915	0.02	0.079	30.0	4.60	16.35
957523		0.42	4.9	0.0010	0.054	2.77	4.44	<2	46.6	0.736	0.1355	0.05	0.065	33.1	10.25	49.6
957524		0.41	5.4	0.0063	0.012	1.48	2.56	2	76.7	0.831	0.1695	0.21	0.042	52.0	10.85	30.9
957525		0.38	4.3	0.0009	0.021	1.18	2.18	<2	28.8	0.350	0.208	0.04	0.056	36.5	5.42	18.50
957526		0.42	5.0	0.0017	0.044	1.74	2.50	<2	47.8	0.798	0.1320	0.08	0.063	40.8	9.31	42.1
957527		0.52	5.2	0.0010	0.025	1.28	1.94	<2	75.1	0.555	0.1225	0.11	0.045	31.3	8.08	31.0
957528		0.47	4.9	0.0005	0.032	1.43	4.74	<2	88.3	0.777	0.1555	0.08	0.048	63.3	5.76	22.3
957529		0.43	4.7	0.0004	0.164	1.71	2.47	<2	53.1	0.820	0.1700	0.06	0.125	36.9	4.80	30.1
957530		0.40	4.8	0.0012	0.069	2.57	3.93	<2	60.6	1.115	0.235	0.04	0.155	78.6	10.10	34.5
957531		0.43	5.0	0.0004	0.035	1.98	3.29	<2	45.2	0.783	0.1565	0.13	0.072	29.7	15.75	78.8
957532		0.54	4.5	0.0005	0.006	1.16	1.45	<2	25.5	0.457	0.1910	0.03	0.031	38.0	6.32	20.0
957533		0.44	4.7	0.0009	0.202	4.36	5.55	2	46.1	0.899	0.1560	0.06	0.108	26.5	4.51	57.4
957534		0.33	4.5	0.0004	0.075	1.88	9.30	<2	95.5	0.589	0.243	0.14	0.151	36.8	12.95	40.2

Comments: Always send INVCC to Debra Chapman. RD 9/9/2022.2023 price list

***** See Appendix Page for comments regarding this certificate *****

ALS Canada Ltd.
2103 Dollarton Hwy
North Vancouver BC V7H 0A7
Phone: +1 604 984 0221 Fax: +1 604 984 0218
www.alsglobal.com/geochemistry

To: FANCAMP EXPLORATION LTÉE
340, AVE VICTORIA
WESTMOUNT QC H3Z 2M8

Project: Riley Brook

CERTIFICATE OF ANALYSIS SD24156025

Sample Description	Method	AuME-ST43	AuME-ST43	AuME-ST43	AuME-ST43	AuME-ST43	AuME-ST43	AuME-ST43	AuME-ST43	AuME-ST43	AuME-ST43	AuME-ST43	AuME-ST43	AuME-ST43	AuME-ST43	AuME-ST43
	Analyte	Cs	Cu	Fe	Ga	Ge	Hf	Hg	In	K	La	Li	Mg	Mn	Mo	Na
	Units	ppm	ppm	%	ppm	ppm	ppm	ppm	ppm	%	ppm	ppm	%	ppm	ppm	%
	LOD	0.001	0.01	0.001	0.004	0.005	0.002	0.002	0.005	0.01	0.002	0.1	0.01	0.1	0.002	0.001
957475		2.76	7.10	2.33	4.90	0.036	0.093	0.044	0.024	0.17	14.60	29.8	0.40	207	0.231	0.005
957476		NSS	NSS	NSS	NSS	NSS	NSS	NSS	NSS	NSS	NSS	NSS	NSS	NSS	NSS	NSS
957477		1.420	5.50	1.810	6.58	0.039	0.013	0.028	0.022	0.11	15.15	19.1	0.52	692	0.550	0.005
957478		3.36	7.98	2.38	7.10	0.151	0.069	0.068	0.055	0.12	40.7	38.1	0.59	780	0.669	0.002
957479		2.34	5.35	1.850	10.45	0.055	0.122	0.078	0.062	0.10	17.50	23.9	0.31	334	0.375	0.003
957480		0.895	2.97	1.110	4.21	0.044	0.027	0.017	0.011	0.05	17.25	6.1	0.18	78.2	0.250	0.002
957501		1.535	11.50	3.42	8.07	0.057	0.043	0.083	0.037	0.07	16.60	27.2	0.81	707	0.494	0.004
957502		1.530	7.97	2.50	6.23	0.049	0.005	0.053	0.019	0.07	14.80	20.5	0.49	194.0	0.386	0.005
957503		1.495	7.68	2.78	7.67	0.049	0.003	0.040	0.017	0.08	15.25	22.2	0.41	197.5	0.457	0.006
957504		1.110	4.51	1.800	5.20	0.041	0.003	0.023	0.017	0.07	15.75	20.4	0.40	245	1.810	0.004
957505		0.854	6.61	1.670	5.91	0.031	0.004	0.028	0.015	0.09	12.65	14.6	0.59	238	0.338	0.004
957506		1.975	9.78	2.37	6.66	0.042	0.079	0.071	0.030	0.08	14.00	28.7	0.55	175.5	0.652	0.005
957507		1.350	5.30	2.25	6.35	0.037	0.105	0.072	0.024	0.06	12.60	22.9	0.36	150.5	0.345	0.004
957508		0.958	11.65	2.66	6.99	0.053	0.139	0.088	0.045	0.04	15.65	23.3	0.57	460	0.556	0.004
957509		1.990	14.25	3.47	7.39	0.038	0.107	0.121	0.033	0.05	9.15	41.2	0.56	895	0.430	0.003
957510		1.945	6.80	2.33	6.36	0.039	0.106	0.070	0.019	0.07	12.00	23.2	0.41	223	0.301	0.004
957511		1.890	6.24	2.17	5.85	0.038	0.128	0.078	0.024	0.06	12.10	22.6	0.36	204	0.338	0.004
957512		1.285	7.15	1.620	6.00	0.038	0.008	0.027	0.017	0.08	13.35	16.5	0.50	230	0.399	0.006
957513		1.080	4.29	2.22	8.38	0.040	0.005	0.062	0.018	0.05	13.60	15.5	0.23	106.0	0.344	0.004
957514		1.825	9.94	3.06	6.57	0.042	0.187	0.133	0.026	0.08	15.40	29.1	0.66	314	0.347	0.005
957515		1.010	6.73	1.900	4.33	0.041	0.004	0.019	0.011	0.06	20.7	18.0	0.72	354	1.070	0.001
957516		2.42	11.65	2.91	8.09	0.052	0.078	0.114	0.027	0.12	20.7	32.9	0.68	1075	0.737	0.004
957517		1.185	7.48	1.990	4.77	0.036	0.028	0.039	0.018	0.05	13.85	19.9	0.50	204	0.603	0.004
957518		1.400	8.22	2.02	6.10	0.040	0.022	0.019	0.015	0.07	14.95	20.9	0.68	236	0.171	0.004
957519		NSS	NSS	NSS	NSS	NSS	NSS	NSS	NSS	NSS	NSS	NSS	NSS	NSS	NSS	NSS
957520		1.405	9.76	2.54	6.33	0.042	0.042	0.046	0.023	0.08	15.60	22.3	0.59	242	0.261	0.005
957521		1.115	6.88	1.700	5.22	0.045	0.002	0.030	0.013	0.06	17.20	12.4	0.38	661	0.260	0.003
957522		1.435	4.25	1.800	5.29	0.040	0.011	0.049	0.013	0.08	15.25	10.5	0.25	135.5	0.239	0.004
957523		1.555	7.82	3.27	6.29	0.047	0.063	0.068	0.025	0.06	15.05	30.6	0.66	243	0.267	0.004
957524		2.19	6.19	2.10	4.63	0.070	0.031	0.015	0.020	0.14	27.4	21.5	0.65	379	0.279	0.007
957525		1.410	4.75	1.660	6.63	0.047	0.002	0.030	0.013	0.09	19.65	9.5	0.35	147.5	0.281	0.007
957526		1.135	8.04	2.69	5.69	0.061	0.008	0.038	0.016	0.06	21.9	21.5	0.78	298	0.269	0.005
957527		0.955	5.15	1.790	4.73	0.047	0.007	0.020	0.013	0.06	16.80	18.8	0.60	394	0.189	0.004
957528		1.370	7.54	1.640	5.20	0.081	0.002	0.029	0.017	0.08	33.8	15.8	0.34	175.5	0.255	0.005
957529		0.797	6.65	3.30	6.91	0.050	0.055	0.084	0.020	0.06	18.15	18.5	0.27	211	0.364	0.005
957530		2.60	11.85	2.86	6.74	0.052	0.062	0.083	0.033	0.10	19.05	27.7	0.50	261	0.250	0.006
957531		0.750	9.69	2.74	6.99	0.051	0.007	0.040	0.023	0.05	15.75	23.8	1.24	795	0.304	0.005
957532		1.640	4.75	1.580	4.99	0.049	0.005	0.020	0.017	0.08	18.80	13.3	0.41	180.5	0.168	0.004
957533		1.095	11.85	4.81	6.62	0.064	0.264	0.212	0.043	0.04	11.80	27.2	0.18	145.0	0.804	0.005
957534		1.440	8.35	2.62	7.88	0.053	0.010	0.070	0.024	0.07	17.35	18.3	0.47	1445	1.540	0.003

Comments: Always send INVCC to Debra Chapman. RD 9/9/2022.2023 price list

***** See Appendix Page for comments regarding this certificate *****

ALS Canada Ltd.
2103 Dollarton Hwy
North Vancouver BC V7H 0A7
Phone: +1 604 984 0221 Fax: +1 604 984 0218
www.alsglobal.com/geochemistry

To: FANCAMP EXPLORATION LTÉE
340, AVE VICTORIA
WESTMOUNT QC H3Z 2M8

Finalized Date: 7-JUL-2024
Account: FANCAM

Project: Riley Brook

CERTIFICATE OF ANALYSIS SD24156025

Sample Description	Method	AuME-ST43	AuME-ST43	AuME-ST43	AuME-ST43	AuME-ST43	AuME-ST43	AuME-ST43	AuME-ST43	AuME-ST43	AuME-ST43	AuME-ST43	AuME-ST43	AuME-ST43	AuME-ST43	AuME-ST43
	Analyte	Nb	Ni	P	Pb	Pd	Pt	Rb	Re	S	Sb	Sc	Se	Sn	Sr	Ta
	Units	ppm	ppm	%	ppm	ppm	ppm	ppm	ppm	%	ppm	ppm	ppm	ppm	ppm	ppm
	LOD	0.002	0.02	0.0005	0.005	0.001	0.001	0.005	0.0002	0.002	0.002	0.005	0.002	0.01	0.01	0.005
957475		1.190	22.1	0.0258	14.50	<0.001	<0.001	19.50	0.0002	0.014	0.252	2.85	0.176	1.26	3.01	<0.005
957476		NSS	NSS	NSS	NSS	NSS	NSS	NSS	NSS	NSS	NSS	NSS	NSS	NSS	NSS	NSS
957477		0.682	22.3	0.0187	13.80	<0.001	<0.001	14.55	0.0005	0.013	0.175	1.560	0.107	1.65	6.50	<0.005
957478		0.992	30.7	0.0277	16.35	<0.001	<0.001	23.3	0.0006	0.014	0.279	3.83	0.334	1.75	4.99	<0.005
957479		2.19	14.60	0.0468	13.40	<0.001	<0.001	13.45	0.0003	0.015	0.303	1.330	0.165	3.17	3.56	<0.005
957480		1.450	9.44	0.0073	17.70	<0.001	<0.001	13.95	<0.0002	0.004	0.473	1.150	0.047	0.93	1.95	<0.005
957501		1.250	38.6	0.1110	28.3	<0.001	<0.001	17.10	<0.0002	0.017	0.671	3.03	0.361	1.16	8.05	<0.005
957502		0.806	22.9	0.0348	9.50	<0.001	<0.001	16.15	<0.0002	0.021	0.380	2.01	0.173	0.79	6.38	<0.005
957503		1.060	21.2	0.0689	15.90	<0.001	<0.001	18.85	0.0008	0.019	0.506	1.895	0.130	0.99	7.84	<0.005
957504		0.466	17.40	0.0256	13.90	<0.001	<0.001	14.15	0.0005	0.012	0.352	1.390	0.094	0.88	7.71	<0.005
957505		0.557	23.1	0.0163	16.40	<0.001	<0.001	11.00	<0.0002	0.011	0.356	2.16	0.067	0.94	7.72	<0.005
957506		1.105	25.0	0.0274	18.15	<0.001	<0.001	13.40	<0.0002	0.020	0.299	3.10	0.172	0.98	3.89	<0.005
957507		1.040	23.4	0.0372	12.15	<0.001	<0.001	10.75	0.0004	0.023	0.349	2.83	0.289	0.91	4.33	<0.005
957508		1.195	32.7	0.0792	10.90	<0.001	<0.001	9.84	<0.0002	0.028	0.291	2.18	0.459	0.98	3.93	<0.005
957509		1.505	40.9	0.1120	9.85	<0.001	<0.001	10.65	<0.0002	0.044	0.354	2.78	0.539	0.73	5.08	<0.005
957510		1.065	24.0	0.0397	11.10	<0.001	<0.001	15.55	0.0008	0.028	0.337	3.17	0.312	0.82	3.53	<0.005
957511		1.075	22.2	0.0409	10.35	<0.001	<0.001	14.90	<0.0002	0.034	0.343	3.00	0.277	0.86	3.32	<0.005
957512		0.697	23.8	0.0163	11.35	<0.001	<0.001	11.65	0.0002	0.012	0.328	2.23	0.087	0.87	6.14	<0.005
957513		0.978	11.10	0.0514	11.15	<0.001	<0.001	8.75	0.0003	0.023	0.285	0.866	0.210	0.90	7.37	<0.005
957514		1.190	39.2	0.0784	15.35	<0.001	0.001	14.40	0.0002	0.026	0.383	3.48	0.352	0.79	5.20	<0.005
957515		0.372	33.1	0.0185	10.20	<0.001	<0.001	7.63	0.0002	0.005	0.307	1.655	0.053	0.48	7.59	<0.005
957516		0.624	30.4	0.0894	22.3	<0.001	0.001	19.80	0.0003	0.036	0.305	1.975	0.378	1.09	5.82	<0.005
957517		0.880	23.6	0.0172	10.55	<0.001	<0.001	11.35	<0.0002	0.009	0.276	2.18	0.114	0.71	5.13	<0.005
957518		0.650	30.0	0.0080	14.25	<0.001	<0.001	12.45	<0.0002	0.005	0.346	3.00	0.067	0.85	6.43	<0.005
957519		NSS	NSS	NSS	NSS	NSS	NSS	NSS	NSS	NSS	NSS	NSS	NSS	NSS	NSS	NSS
957520		1.110	27.2	0.0193	17.40	<0.001	0.001	11.80	<0.0002	0.013	0.534	3.01	0.141	0.97	6.49	<0.005
957521		0.246	17.95	0.0253	11.20	<0.001	<0.001	14.00	0.0003	0.011	0.309	1.360	0.107	0.72	6.18	<0.005
957522		0.858	12.85	0.0810	17.85	<0.001	<0.001	14.15	<0.0002	0.017	0.367	1.010	0.185	0.87	2.68	<0.005
957523		1.205	39.4	0.1705	13.05	<0.001	<0.001	10.95	0.0003	0.024	0.339	2.34	0.300	0.65	4.62	<0.005
957524		0.380	29.9	0.0286	13.85	<0.001	<0.001	15.60	0.0003	0.006	0.208	3.85	0.040	0.91	11.05	<0.005
957525		0.724	15.30	0.0150	12.80	<0.001	0.001	16.60	0.0002	0.011	0.250	1.525	0.087	1.20	3.76	<0.005
957526		0.765	34.0	0.0259	7.72	<0.001	<0.001	9.77	0.0002	0.012	0.258	2.87	0.126	0.70	8.26	<0.005
957527		0.346	27.2	0.0190	7.11	<0.001	<0.001	9.60	0.0003	0.007	0.172	2.37	0.063	0.59	7.06	<0.005
957528		0.410	16.55	0.0298	10.60	<0.001	<0.001	14.45	0.0003	0.010	0.247	1.940	0.115	0.93	7.02	<0.005
957529		0.866	15.30	0.0691	10.95	<0.001	<0.001	12.30	0.0005	0.030	0.323	1.720	0.267	0.81	5.80	<0.005
957530		1.635	28.1	0.0517	24.2	<0.001	<0.001	14.85	<0.0002	0.030	0.348	2.57	0.282	1.10	4.70	<0.005
957531		0.694	56.8	0.0178	19.45	<0.001	<0.001	13.00	0.0003	0.011	0.353	3.55	0.111	0.87	11.50	<0.005
957532		0.781	17.80	0.0098	21.3	<0.001	<0.001	15.65	0.0002	0.004	0.408	2.11	0.040	1.06	4.49	<0.005
957533		1.730	13.50	0.1660	10.80	<0.001	0.001	10.15	0.0002	0.065	0.244	3.75	1.035	0.63	3.63	0.009
957534		0.705	23.0	0.0519	26.7	<0.001	<0.001	13.25	0.0002	0.032	0.231	1.755	0.288	1.01	9.29	<0.005

Comments: Always send INVCC to Debra Chapman. RD 9/9/2022.2023 price list

***** See Appendix Page for comments regarding this certificate *****

ALS Canada Ltd.
2103 Dollarton Hwy
North Vancouver BC V7H 0A7
Phone: +1 604 984 0221 Fax: +1 604 984 0218
www.alsglobal.com/geochemistry

To: FANCAMP EXPLORATION LTÉE
340, AVE VICTORIA
WESTMOUNT QC H3Z 2M8

Finalized Date: 7-JUL-2024
Account: FANCAM

Project: Riley Brook

CERTIFICATE OF ANALYSIS SD24156025

Sample Description	Method	AuME-ST43	AuME-ST43	AuME-ST43	AuME-ST43	AuME-ST43	AuME-ST43	AuME-ST43	AuME-ST43	AuME-ST43	AuME-ST43
	Analyte	Te	Th	Ti	Tl	U	V	W	Y	Zn	Zr
	Units	ppm	ppm	%	ppm	ppm	ppm	ppm	ppm	ppm	ppm
	LOD	0.001	0.0005	0.0001	0.0005	0.0005	0.05	0.001	0.001	0.1	0.01
957475		0.009	5.10	0.0034	0.1595	0.450	36.4	0.723	5.31	28.6	3.22
957476		NSS	NSS	NSS	NSS	NSS	NSS	NSS	NSS	NSS	NSS
957477		0.007	1.400	0.0044	0.1095	0.553	43.9	0.640	6.18	44.4	0.42
957478		0.009	3.82	0.0062	0.1795	2.71	38.0	1.145	30.3	62.6	2.12
957479		0.008	3.53	0.0023	0.1285	0.646	26.1	1.465	10.30	90.3	4.17
957480		0.002	3.13	0.0134	0.1120	0.394	17.15	0.252	3.27	32.1	1.24
957501		0.010	1.715	0.0186	0.1585	0.701	44.8	0.499	5.26	118.0	1.42
957502		0.008	0.687	0.0156	0.1290	0.481	40.6	0.310	6.56	50.4	0.21
957503		0.013	0.825	0.0184	0.1290	0.564	41.1	0.246	6.13	52.9	0.22
957504		0.013	0.865	0.0074	0.1150	0.673	39.8	0.250	3.71	47.9	0.13
957505		0.006	1.195	0.0199	0.1120	0.447	35.8	0.177	2.89	48.7	0.26
957506		0.006	3.55	0.0056	0.1805	0.785	40.5	0.359	4.20	53.2	2.84
957507		0.008	3.77	0.0075	0.1720	0.499	35.1	0.327	3.34	72.7	3.84
957508		0.016	2.11	0.0147	0.1150	0.815	28.6	0.113	6.07	121.0	4.35
957509		0.020	1.545	0.0243	0.1295	0.677	40.2	0.119	3.78	122.0	3.27
957510		0.010	3.87	0.0136	0.1705	0.463	37.4	0.375	3.60	69.5	4.15
957511		0.008	3.78	0.0126	0.1515	0.466	35.6	0.374	3.40	70.4	4.36
957512		0.006	1.555	0.0278	0.1030	0.405	34.7	0.120	3.83	36.2	0.49
957513		0.008	0.333	0.0093	0.1230	0.529	29.0	0.272	4.15	31.5	0.18
957514		0.013	3.72	0.0047	0.1485	0.582	43.2	0.623	5.08	96.2	6.06
957515		0.007	1.345	0.0132	0.0552	0.573	25.9	0.236	4.54	45.4	0.22
957516		0.018	0.839	0.0041	0.1770	1.055	59.7	0.234	8.92	56.9	1.88
957517		0.007	2.49	0.0094	0.0969	0.438	35.4	0.305	2.74	38.6	1.18
957518		0.005	3.00	0.0207	0.0961	0.414	40.6	0.198	3.33	45.8	1.32
957519		NSS	NSS	NSS	NSS	NSS	NSS	NSS	NSS	NSS	NSS
957520		0.013	3.15	0.0132	0.1075	0.486	45.7	0.384	4.09	49.0	2.02
957521		0.009	0.282	0.0082	0.1055	0.434	29.0	0.246	6.49	32.4	0.06
957522		0.007	0.951	0.0049	0.1230	0.430	27.6	0.703	3.43	32.3	0.37
957523		0.014	1.720	0.0125	0.1015	0.520	45.8	0.373	4.05	51.5	1.96
957524		0.007	6.62	0.0184	0.1115	1.800	36.1	0.323	11.15	41.6	2.04
957525		0.008	1.195	0.0124	0.1235	0.421	38.3	0.267	3.92	32.1	0.13
957526		0.012	1.690	0.0251	0.0702	0.588	38.7	0.178	11.65	37.5	0.39
957527		0.006	1.225	0.0148	0.0605	0.638	29.1	0.145	6.15	34.2	0.25
957528		0.006	0.456	0.0074	0.1075	0.576	34.4	0.146	19.15	26.1	0.13
957529		0.020	1.625	0.0029	0.0993	0.528	40.0	0.261	8.35	30.8	1.72
957530		0.018	2.53	0.0055	0.1635	0.642	40.4	0.571	6.59	65.6	2.09
957531		0.010	1.350	0.0172	0.0957	0.453	48.2	0.072	6.17	65.0	0.34
957532		0.004	2.47	0.0123	0.1150	0.496	23.0	0.281	4.54	45.8	0.32
957533		0.028	3.60	0.0207	0.1070	0.643	48.0	0.245	3.82	30.6	9.37
957534		0.017	0.419	0.0128	0.1235	1.180	56.2	0.098	6.57	68.4	0.33

Comments: Always send INVCC to Debra Chapman. RD 9/9/2022.2023 price list

***** See Appendix Page for comments regarding this certificate *****

ALS Canada Ltd.
2103 Dollarton Hwy
North Vancouver BC V7H 0A7
Phone: +1 604 984 0221 Fax: +1 604 984 0218
www.alsglobal.com/geochemistry

To: FANCAMP EXPLORATION LTÉE
340, AVE VICTORIA
WESTMOUNT QC H3Z 2M8

Project: Riley Brook

CERTIFICATE OF ANALYSIS SD24156025

Sample Description	Method / Analyte / Units / LOD	WEI-21 Recvd Wt. kg 0.02	OA-ELE07 pH Unity 0.1	AuME-ST43 Au ppm 0.0001	AuME-ST43 Ag ppm 0.001	AuME-ST43 Al % 0.01	AuME-ST43 As ppm 0.01	AuME-ST43 B ppm 2	AuME-ST43 Ba ppm 0.05	AuME-ST43 Be ppm 0.005	AuME-ST43 Bi ppm 0.0005	AuME-ST43 Ca % 0.01	AuME-ST43 Cd ppm 0.001	AuME-ST43 Ce ppm 0.001	AuME-ST43 Co ppm 0.001	AuME-ST43 Cr ppm 0.01
957535		0.57	5.7	0.0008	0.138	2.93	7.95	2	186.0	1.495	0.227	0.39	0.148	94.1	8.46	44.3
957536		0.47	5.1	0.0005	0.056	2.39	4.06	2	45.6	1.310	0.1925	0.03	0.076	51.5	7.36	30.7
957537		0.37	4.6	0.0018	0.009	5.06	3.50	<2	44.9	1.445	0.228	0.01	0.094	26.3	3.62	26.9
957538		0.36	5.2	0.0005	0.049	6.25	3.81	<2	51.7	2.40	0.200	0.02	0.185	29.0	3.11	21.3
957539		0.37	4.8	0.0012	0.040	3.31	3.72	<2	38.8	1.115	0.202	0.02	0.112	26.8	4.78	26.8
957540		0.34	4.8	0.0009	0.150	3.69	6.16	2	58.0	1.245	0.1705	0.04	0.154	21.2	6.50	37.5
957541		0.41	4.9	0.0008	0.093	2.47	14.30	2	141.0	1.790	0.1975	0.12	0.085	63.6	7.53	46.7
957542		0.44	5.0	0.0003	0.215	2.71	4.61	2	51.5	1.265	0.222	0.08	0.106	29.7	6.10	26.5
957543		0.25	3.7	NSS	NSS	NSS	NSS	NSS	NSS	NSS	NSS	NSS	NSS	NSS	NSS	NSS
957544		0.35	5.0	0.0022	0.032	5.95	6.62	3	33.9	3.17	0.239	0.03	0.165	40.1	2.87	24.3
957545		0.27	4.4	NSS	NSS	NSS	NSS	NSS	NSS	NSS	NSS	NSS	NSS	NSS	NSS	NSS
957546		0.40	4.8	NSS	NSS	NSS	NSS	NSS	NSS	NSS	NSS	NSS	NSS	NSS	NSS	NSS
957547		0.42	5.1	0.0007	0.117	3.92	11.00	3	103.5	1.475	0.1830	0.15	0.141	46.4	13.65	59.2
957548		0.44	5.0	0.0004	0.025	2.86	3.78	3	93.9	0.720	0.209	0.03	0.083	29.4	7.03	24.6
957549		0.46	7.9	NSS	NSS	NSS	NSS	NSS	NSS	NSS	NSS	NSS	NSS	NSS	NSS	NSS
957550		0.47	5.6	0.0005	0.030	1.86	6.64	2	75.9	1.005	0.1030	0.13	0.037	60.0	9.73	37.8
957551		0.40	5.0	0.0008	0.026	2.64	13.15	<2	43.4	1.085	0.1320	0.03	0.168	35.4	9.46	33.2
957552		0.38	5.1	0.0043	0.048	2.76	3.03	<2	55.1	1.105	0.1625	0.02	0.182	41.9	7.20	28.7
957553		0.47	5.1	0.0004	0.066	3.43	5.17	<2	73.1	1.075	0.1705	0.04	0.140	37.1	8.97	34.5
957554		0.55	4.4	0.0007	0.022	0.94	3.76	<2	28.9	0.492	0.1215	0.03	0.064	19.20	4.46	15.70
957555		0.50	4.8	0.0003	0.032	1.63	4.87	<2	38.3	0.827	0.1315	0.03	0.088	22.1	3.84	17.35
957556		0.39	5.0	0.0005	0.083	4.14	5.55	2	76.6	1.535	0.227	0.05	0.269	32.0	5.12	26.9
957557		0.38	5.4	0.0005	0.053	4.72	5.17	2	65.2	1.700	0.1920	0.07	0.172	35.1	6.70	28.2
957558		0.53	5.2	0.0009	0.061	2.49	4.30	<2	44.0	0.600	0.1340	0.04	0.094	22.2	7.28	32.4
957559		0.54	5.6	0.0004	0.033	2.25	10.70	<2	460	1.480	0.245	0.30	0.155	129.5	9.01	25.7
957560		0.47	5.1	0.0005	0.015	1.35	8.30	2	185.5	0.903	0.390	0.41	0.145	48.8	6.59	15.70
957561		0.54	5.3	0.0004	0.014	1.80	4.03	<2	165.5	0.910	0.260	0.28	0.092	60.2	7.34	20.5
957563		0.56	4.8	0.0027	0.015	1.18	2.74	<2	88.0	0.708	0.218	0.08	0.039	25.4	8.62	18.45
957564		0.51	5.0	0.0005	0.012	1.74	6.28	<2	230	1.185	0.1975	0.26	0.100	40.2	13.40	39.2
957565		0.36	5.0	0.0005	0.062	4.46	2.93	2	60.0	0.730	0.661	0.13	0.160	13.50	9.21	74.9
957566		0.36	5.1	0.0004	0.162	5.05	4.04	3	57.1	1.260	0.1775	0.09	0.167	15.80	13.10	78.8
957572		0.60	5.0	0.0005	0.009	1.12	2.77	<2	73.6	0.801	0.1630	0.08	0.044	28.2	7.02	19.20
957573		0.50	4.6	0.0002	0.010	1.91	7.41	<2	75.1	0.866	0.310	0.03	0.047	33.7	4.32	11.85
957574		0.56	4.4	0.0003	0.015	1.42	3.89	<2	44.4	0.655	0.362	0.02	0.020	14.70	4.87	20.4
957575		0.45	5.7	0.0003	0.043	2.32	5.72	<2	89.6	0.949	0.220	0.24	0.070	39.5	9.01	32.7
957576		0.47	4.8	0.0002	0.037	1.81	3.44	<2	58.9	0.604	0.1730	0.04	0.062	25.9	5.90	25.8
957577		0.53	4.9	0.0011	0.014	2.47	4.26	<2	61.7	0.695	0.204	0.01	0.112	26.8	6.80	33.3
957578		0.44	5.1	0.0002	0.227	3.71	7.15	2	83.3	0.843	0.1485	0.05	0.160	23.5	8.56	47.7
957579		0.78	5.8	0.0003	0.035	1.76	4.15	<2	127.0	1.175	0.217	0.26	0.097	79.4	9.59	31.8
957580		0.45	5.1	0.0004	0.060	3.76	4.42	<2	55.8	0.863	0.1725	0.02	0.112	24.5	9.24	42.1

Comments: Always send INVCC to Debra Chapman. RD 9/9/2022.2023 price list

***** See Appendix Page for comments regarding this certificate *****

ALS Canada Ltd.
2103 Dollarton Hwy
North Vancouver BC V7H 0A7
Phone: +1 604 984 0221 Fax: +1 604 984 0218
www.alsglobal.com/geochemistry

To: FANCAMP EXPLORATION LTÉE
340, AVE VICTORIA
WESTMOUNT QC H3Z 2M8

Finalized Date: 7-JUL-2024
Account: FANCAM

Project: Riley Brook

CERTIFICATE OF ANALYSIS SD24156025

Sample Description	Method	AuME-ST43	AuME-ST43	AuME-ST43	AuME-ST43	AuME-ST43	AuME-ST43	AuME-ST43	AuME-ST43	AuME-ST43	AuME-ST43	AuME-ST43	AuME-ST43	AuME-ST43	AuME-ST43	AuME-ST43
	Analyte	Cs	Cu	Fe	Ga	Ge	Hf	Hg	In	K	La	Li	Mg	Mn	Mo	Na
	Units	ppm	ppm	%	ppm	ppm	ppm	ppm	ppm	%	ppm	ppm	%	ppm	ppm	%
	LOD	0.001	0.01	0.001	0.004	0.005	0.002	0.002	0.005	0.01	0.002	0.1	0.01	0.1	0.002	0.001
957535		1.950	12.20	3.05	8.07	0.172	0.112	0.088	0.035	0.10	54.6	39.4	0.42	754	1.180	0.003
957536		1.400	8.66	2.58	6.25	0.066	0.095	0.094	0.031	0.06	23.5	24.1	0.45	177.5	1.050	0.004
957537		0.649	3.07	3.14	13.50	0.049	0.718	0.112	0.091	0.04	12.65	23.0	0.16	69.7	0.282	0.003
957538		1.155	4.71	2.93	13.00	0.025	0.941	0.167	0.136	0.04	11.40	17.9	0.15	245	0.422	0.004
957539		1.190	6.98	2.56	9.45	0.048	0.438	0.169	0.062	0.05	12.80	21.8	0.30	139.0	0.430	<0.001
957540		0.875	9.23	3.94	10.90	0.054	0.295	0.179	0.056	0.04	10.75	26.0	0.24	352	0.623	0.003
957541		1.235	8.93	5.07	10.55	0.107	0.037	0.066	0.041	0.08	26.1	43.3	0.49	200	0.696	0.003
957542		0.877	7.19	3.67	15.55	0.070	0.080	0.091	0.050	0.04	14.45	20.0	0.32	161.0	0.635	0.006
957543		NSS	NSS	NSS	NSS	NSS	NSS	NSS	NSS	NSS	NSS	NSS	NSS	NSS	NSS	NSS
957544		1.290	6.74	3.55	18.70	0.061	1.350	0.258	0.175	0.04	13.45	17.9	0.18	144.5	1.105	0.006
957545		NSS	NSS	NSS	NSS	NSS	NSS	NSS	NSS	NSS	NSS	NSS	NSS	NSS	NSS	NSS
957546		NSS	NSS	NSS	NSS	NSS	NSS	NSS	NSS	NSS	NSS	NSS	NSS	NSS	NSS	NSS
957547		2.14	14.00	4.37	5.87	0.061	0.088	0.073	0.044	0.06	12.25	33.4	0.82	407	1.205	0.013
957548		1.635	5.51	2.92	6.61	0.048	0.074	0.039	0.021	0.11	14.25	21.5	0.28	130.5	0.336	0.008
957549		NSS	NSS	NSS	NSS	NSS	NSS	NSS	NSS	NSS	NSS	NSS	NSS	NSS	NSS	NSS
957550		2.43	11.60	2.69	4.52	0.051	0.015	0.022	0.015	0.06	19.35	33.0	0.87	509	0.696	0.005
957551		1.655	6.79	2.60	6.93	0.029	0.229	0.056	0.046	0.04	13.15	22.3	0.47	228	0.418	0.002
957552		1.120	8.41	2.19	7.40	0.031	0.355	0.067	0.065	0.03	15.05	20.8	0.47	188.0	0.358	<0.001
957553		1.790	8.70	2.89	8.71	0.027	0.190	0.100	0.043	0.05	11.80	32.1	0.33	134.0	0.368	<0.001
957554		1.295	4.75	1.150	4.16	0.017	0.026	0.033	0.018	0.04	10.95	12.8	0.31	131.0	0.248	0.001
957555		1.425	4.72	1.890	7.77	0.023	0.085	0.067	0.034	0.03	11.55	20.2	0.25	110.0	0.314	0.001
957556		1.465	6.67	3.39	16.05	0.033	0.397	0.161	0.102	0.04	15.10	22.7	0.26	285	0.422	0.003
957557		2.04	7.30	3.11	13.70	0.030	0.558	0.084	0.110	0.04	12.60	24.6	0.36	255	0.451	0.001
957558		1.395	7.28	2.65	5.50	0.022	0.106	0.068	0.021	0.06	11.60	29.5	0.40	161.0	0.215	<0.001
957559		3.39	5.98	2.33	4.72	0.072	0.107	0.050	0.021	0.11	28.7	32.6	0.37	2160	3.22	0.002
957560		5.49	5.40	1.550	4.93	0.068	0.011	0.019	0.022	0.18	27.6	16.3	0.37	396	0.362	0.002
957561		3.57	6.49	2.09	5.27	0.044	0.030	0.029	0.028	0.17	21.1	28.0	0.43	219	0.360	0.003
957563		3.36	5.46	1.470	4.82	0.026	0.008	0.022	0.012	0.12	15.35	17.3	0.44	416	0.771	0.002
957564		1.980	7.62	2.92	6.40	0.042	0.019	0.037	0.029	0.07	20.1	28.6	0.86	711	1.555	0.001
957565		0.590	12.40	5.05	10.25	0.024	0.631	0.190	0.049	0.02	6.57	32.1	0.39	164.0	0.506	0.002
957566		1.870	16.40	4.65	10.90	0.023	0.257	0.150	0.063	0.05	7.82	30.7	0.68	319	0.447	0.003
957572		2.39	5.24	1.600	4.28	0.034	0.008	0.014	0.012	0.10	17.05	21.0	0.47	179.0	0.107	0.001
957573		2.27	4.52	1.420	5.30	0.052	0.029	0.041	0.018	0.12	29.9	12.0	0.27	123.5	0.342	0.001
957574		2.97	5.21	1.550	8.11	0.034	0.012	0.025	0.015	0.11	15.75	12.0	0.35	147.0	0.598	0.003
957575		1.935	9.01	3.05	7.83	0.036	0.067	0.041	0.028	0.09	17.20	31.6	0.47	296	0.287	0.002
957576		1.865	6.62	2.58	7.30	0.031	0.071	0.076	0.024	0.06	12.65	25.8	0.29	211	0.342	0.001
957577		2.22	8.75	2.51	6.73	0.031	0.115	0.091	0.024	0.11	12.85	26.3	0.41	160.5	0.265	<0.001
957578		0.969	12.55	3.65	7.47	0.033	0.145	0.149	0.032	0.05	10.30	37.0	0.41	201	0.317	<0.001
957579		2.22	9.98	2.39	4.85	0.070	0.077	0.039	0.023	0.13	30.9	24.7	0.57	346	0.187	0.001
957580		1.455	6.24	3.10	7.24	0.033	0.182	0.146	0.032	0.07	11.35	37.1	0.29	154.5	0.304	<0.001

Comments: Always send INVCC to Debra Chapman. RD 9/9/2022.2023 price list

***** See Appendix Page for comments regarding this certificate *****

ALS Canada Ltd.
2103 Dollarton Hwy
North Vancouver BC V7H 0A7
Phone: +1 604 984 0221 Fax: +1 604 984 0218
www.alsglobal.com/geochemistry

To: FANCAMP EXPLORATION LTÉE
340, AVE VICTORIA
WESTMOUNT QC H3Z 2M8

Finalized Date: 7-JUL-2024
Account: FANCAM

Project: Riley Brook

CERTIFICATE OF ANALYSIS SD24156025

Sample Description	Method	AuME-ST43	AuME-ST43	AuME-ST43	AuME-ST43	AuME-ST43	AuME-ST43	AuME-ST43	AuME-ST43	AuME-ST43	AuME-ST43	AuME-ST43	AuME-ST43	AuME-ST43	AuME-ST43	AuME-ST43
	Analyte	Nb	Ni	P	Pb	Pd	Pt	Rb	Re	S	Sb	Sc	Se	Sn	Sr	Ta
	Units	ppm	ppm	%	ppm	ppm	ppm	ppm	ppm	%	ppm	ppm	ppm	ppm	ppm	ppm
	LOD	0.002	0.02	0.0005	0.005	0.001	0.001	0.005	0.0002	0.002	0.002	0.005	0.002	0.01	0.01	0.005
957535		1.015	31.4	0.0764	14.25	<0.001	0.001	15.75	0.0006	0.030	0.212	3.70	0.504	1.09	15.75	<0.005
957536		2.31	25.7	0.0277	11.10	<0.001	<0.001	13.60	0.0003	0.018	0.201	2.81	0.295	1.16	4.56	<0.005
957537		6.90	13.35	0.0301	15.80	<0.001	0.001	10.00	<0.0002	0.031	0.152	2.13	0.409	1.83	2.23	<0.005
957538		8.32	9.98	0.0758	12.15	<0.001	<0.001	8.45	<0.0002	0.040	0.157	2.01	0.658	2.17	1.66	<0.005
957539		6.79	17.65	0.0446	15.10	<0.001	<0.001	12.30	<0.0002	0.021	0.259	2.21	0.423	1.86	2.79	0.006
957540		5.02	15.95	0.1265	11.75	<0.001	<0.001	9.58	0.0002	0.052	0.248	2.83	0.780	1.52	3.77	0.005
957541		1.745	24.9	0.1675	11.85	<0.001	<0.001	17.65	0.0007	0.026	0.268	3.34	0.320	1.18	7.79	<0.005
957542		4.36	14.15	0.1220	9.81	<0.001	<0.001	12.95	0.0003	0.039	0.255	3.77	0.365	2.20	7.69	0.005
957543		NSS	NSS	NSS	NSS	NSS	NSS	NSS	NSS	NSS	NSS	NSS	NSS	NSS	NSS	NSS
957544		14.55	11.35	0.1185	18.70	<0.001	0.001	9.54	<0.0002	0.077	0.287	2.10	1.025	3.96	2.38	0.005
957545		NSS	NSS	NSS	NSS	NSS	NSS	NSS	NSS	NSS	NSS	NSS	NSS	NSS	NSS	NSS
957546		NSS	NSS	NSS	NSS	NSS	NSS	NSS	NSS	NSS	NSS	NSS	NSS	NSS	NSS	NSS
957547		1.380	41.5	0.0652	16.80	<0.001	0.002	12.75	<0.0002	0.047	0.256	3.52	0.486	0.67	6.03	0.005
957548		0.841	21.7	0.0467	10.70	<0.001	0.001	16.00	<0.0002	0.022	0.285	2.46	0.370	1.06	3.09	<0.005
957549		NSS	NSS	NSS	NSS	NSS	NSS	NSS	NSS	NSS	NSS	NSS	NSS	NSS	NSS	NSS
957550		0.372	35.8	0.0251	7.99	<0.001	<0.001	11.15	<0.0002	0.009	0.190	2.51	0.120	0.56	6.66	<0.005
957551		2.47	34.1	0.0293	13.85	<0.001	<0.001	8.68	<0.0002	0.016	0.497	2.34	0.220	1.76	5.11	<0.005
957552		2.57	28.3	0.0340	11.85	<0.001	<0.001	8.82	0.0002	0.015	0.235	2.34	0.247	1.18	3.64	<0.005
957553		1.985	29.8	0.0720	14.15	<0.001	<0.001	12.95	0.0002	0.023	0.303	2.63	0.370	1.17	3.13	<0.005
957554		1.015	15.95	0.0112	8.53	<0.001	<0.001	9.71	<0.0002	0.009	0.190	1.220	0.077	1.19	3.02	<0.005
957555		2.02	13.75	0.0239	9.68	<0.001	<0.001	6.66	<0.0002	0.017	0.354	1.305	0.218	1.51	3.45	<0.005
957556		3.56	17.55	0.0768	14.00	<0.001	<0.001	7.61	<0.0002	0.041	0.403	2.21	0.735	2.07	5.38	<0.005
957557		3.40	29.4	0.0681	11.80	<0.001	<0.001	8.73	0.0004	0.027	0.358	2.35	0.518	1.79	7.81	<0.005
957558		0.757	26.6	0.1990	7.09	<0.001	<0.001	13.55	0.0002	0.013	0.203	2.60	0.291	0.70	2.52	<0.005
957559		0.585	24.0	0.0546	13.90	<0.001	<0.001	14.70	0.0002	0.019	0.303	2.49	0.304	1.00	8.51	<0.005
957560		0.447	14.90	0.0207	17.70	<0.001	<0.001	18.70	0.0002	0.009	0.514	2.13	0.060	1.35	6.53	<0.005
957561		0.604	23.7	0.0148	13.90	<0.001	<0.001	17.65	0.0002	0.009	0.228	2.67	0.065	1.38	5.29	<0.005
957563		0.478	20.9	0.0112	14.25	<0.001	<0.001	14.90	0.0002	0.007	0.237	2.14	0.064	1.07	4.31	<0.005
957564		0.475	36.9	0.0187	12.55	<0.001	<0.001	12.10	0.0002	0.007	0.216	3.94	0.083	1.19	22.5	<0.005
957565		3.30	29.5	0.1200	6.85	<0.001	<0.001	6.10	<0.0002	0.046	0.209	6.28	0.667	0.97	6.67	<0.005
957566		4.54	46.0	0.1035	10.85	<0.001	<0.001	16.05	<0.0002	0.049	0.172	6.04	0.679	1.27	6.55	<0.005
957572		0.443	22.1	0.0123	12.00	<0.001	<0.001	14.30	<0.0002	0.002	0.223	2.35	0.037	0.92	4.22	<0.005
957573		0.710	12.00	0.0298	12.20	<0.001	<0.001	15.05	0.0002	0.008	0.349	1.655	0.190	1.38	3.51	<0.005
957574		0.665	16.40	0.0176	13.30	<0.001	<0.001	16.35	0.0004	0.007	0.489	2.26	0.116	1.59	2.16	<0.005
957575		0.879	34.2	0.0474	12.10	<0.001	<0.001	15.40	0.0002	0.014	0.245	2.94	0.165	1.05	4.49	<0.005
957576		1.020	16.10	0.1015	7.59	<0.001	<0.001	16.20	<0.0002	0.013	0.218	1.955	0.216	1.06	2.76	<0.005
957577		0.844	25.0	0.0270	11.90	0.001	<0.001	17.00	0.0005	0.013	0.204	3.01	0.176	1.12	2.27	<0.005
957578		1.125	36.8	0.1085	7.94	<0.001	<0.001	10.80	0.0003	0.032	0.253	3.05	0.463	0.77	3.63	<0.005
957579		0.504	32.4	0.0373	13.45	<0.001	<0.001	14.15	<0.0002	0.010	0.241	2.67	0.128	0.85	7.12	<0.005
957580		1.330	27.4	0.0755	10.20	<0.001	<0.001	12.95	<0.0002	0.031	0.237	2.75	0.440	0.99	2.67	<0.005

Comments: Always send INVCC to Debra Chapman. RD 9/9/2022.2023 price list

***** See Appendix Page for comments regarding this certificate *****

ALS Canada Ltd.
2103 Dollarton Hwy
North Vancouver BC V7H 0A7
Phone: +1 604 984 0221 Fax: +1 604 984 0218
www.alsglobal.com/geochemistry

To: FANCAMP EXPLORATION LTÉE
340, AVE VICTORIA
WESTMOUNT QC H3Z 2M8

Finalized Date: 7-JUL-2024
Account: FANCAM

Project: Riley Brook

CERTIFICATE OF ANALYSIS SD24156025

Sample Description	Method	AuME-ST43	AuME-ST43	AuME-ST43	AuME-ST43	AuME-ST43	AuME-ST43	AuME-ST43	AuME-ST43	AuME-ST43	AuME-ST43
	Analyte	Te	Th	Ti	Tl	U	V	W	Y	Zn	Zr
	Units	ppm	ppm	%	ppm	ppm	ppm	ppm	ppm	ppm	ppm
	LOD	0.001	0.0005	0.0001	0.0005	0.0005	0.05	0.001	0.001	0.1	0.01
957535		0.016	2.42	0.0073	0.1110	2.47	51.4	0.149	49.7	41.3	3.35
957536		0.013	3.93	0.0178	0.1160	0.753	38.4	0.246	10.20	37.3	3.54
957537		0.012	6.41	0.0058	0.1195	0.745	46.6	0.191	4.55	106.0	27.2
957538		0.015	6.15	0.0073	0.1015	0.912	27.4	0.276	6.70	178.0	27.8
957539		0.019	6.24	0.0104	0.1040	0.738	33.6	0.245	4.24	125.0	12.25
957540		0.020	2.95	0.0331	0.0914	0.864	40.5	0.127	3.25	71.2	9.20
957541		0.020	2.19	0.0157	0.0916	0.914	68.5	0.154	29.3	34.2	1.53
957542		0.012	1.990	0.0833	0.0851	0.961	66.2	0.110	9.22	41.0	3.77
957543		NSS	NSS	NSS	NSS	NSS	NSS	NSS	NSS	NSS	NSS
957544		0.018	6.04	0.0584	0.1405	1.550	26.8	0.346	8.99	115.5	48.0
957545		NSS	NSS	NSS	NSS	NSS	NSS	NSS	NSS	NSS	NSS
957546		NSS	NSS	NSS	NSS	NSS	NSS	NSS	NSS	NSS	NSS
957547		0.021	2.75	0.0545	0.0907	0.807	52.8	0.373	6.46	62.2	2.61
957548		0.010	4.69	0.0173	0.1010	0.430	41.0	0.324	3.90	22.6	2.73
957549		NSS	NSS	NSS	NSS	NSS	NSS	NSS	NSS	NSS	NSS
957550		0.010	1.860	0.0202	0.0654	0.573	37.0	0.202	11.30	41.0	0.61
957551		0.011	4.72	0.0108	0.0866	0.522	33.7	0.772	9.76	113.5	8.64
957552		0.008	4.53	0.0074	0.1065	0.651	22.5	0.351	7.32	109.5	9.95
957553		0.014	4.31	0.0064	0.1015	0.542	45.5	0.545	5.23	81.3	6.57
957554		0.004	1.775	0.0070	0.0710	0.319	20.3	0.464	4.00	31.3	0.95
957555		0.009	2.56	0.0049	0.0695	0.420	27.4	0.734	4.86	37.7	3.29
957556		0.022	5.02	0.0075	0.1590	0.735	34.1	0.490	8.55	90.6	15.00
957557		0.011	6.27	0.0095	0.1400	0.731	31.4	0.509	8.13	102.5	20.6
957558		0.009	4.13	0.0045	0.0863	0.372	31.2	0.331	3.73	55.3	3.22
957559		0.010	3.96	0.0035	0.1555	2.06	59.8	1.885	16.90	26.9	2.72
957560		0.011	3.78	0.0033	0.1355	0.516	48.1	3.83	12.75	27.7	0.38
957561		0.007	5.36	0.0024	0.1395	0.541	64.1	1.165	10.70	31.9	1.10
957563		0.005	2.33	0.0064	0.1160	0.594	43.0	1.080	4.50	32.6	0.31
957564		0.006	3.63	0.0072	0.1025	1.855	62.6	0.856	9.82	51.5	0.75
957565		0.024	2.53	0.0903	0.0619	0.640	74.9	0.060	3.81	69.5	23.2
957566		0.023	3.59	0.1180	0.1125	1.100	65.3	0.060	4.95	151.0	10.85
957572		0.006	3.17	0.0076	0.1010	0.388	31.9	0.623	6.10	33.2	0.36
957573		0.008	4.73	0.0012	0.1340	0.647	44.9	2.29	13.65	31.1	1.20
957574		0.007	3.41	0.0023	0.1485	0.487	32.5	1.825	4.63	30.9	0.55
957575		0.015	3.75	0.0028	0.1200	0.485	52.0	0.569	7.58	41.5	2.26
957576		0.010	3.08	0.0068	0.1220	0.406	44.7	0.387	3.02	42.0	2.17
957577		0.008	4.96	0.0033	0.1580	0.441	39.2	0.360	4.23	34.0	3.86
957578		0.023	3.44	0.0046	0.0894	0.368	42.6	0.200	3.49	56.5	4.93
957579		0.010	2.71	0.0046	0.1070	0.663	39.0	0.640	15.95	41.9	1.94
957580		0.015	5.08	0.0029	0.1130	0.458	42.5	0.464	3.45	62.8	6.22

Comments: Always send INVCC to Debra Chapman. RD 9/9/2022.2023 price list

***** See Appendix Page for comments regarding this certificate *****

ALS Canada Ltd.
2103 Dollarton Hwy
North Vancouver BC V7H 0A7
Phone: +1 604 984 0221 Fax: +1 604 984 0218
www.alsglobal.com/geochemistry

To: FANCAMP EXPLORATION LTÉE
340, AVE VICTORIA
WESTMOUNT QC H3Z 2M8

Finalized Date: 7-JUL-2024
Account: FANCAM

Project: Riley Brook

CERTIFICATE OF ANALYSIS SD24156025

Sample Description	Method Analyte Units LOD	WEI-21 Recvd Wt. kg 0.02	OA-ELE07 pH Unity 0.1	AuME-ST43 Au ppm 0.0001	AuME-ST43 Ag ppm 0.001	AuME-ST43 Al % 0.01	AuME-ST43 As ppm 0.01	AuME-ST43 B ppm 2	AuME-ST43 Ba ppm 0.05	AuME-ST43 Be ppm 0.005	AuME-ST43 Bi ppm 0.0005	AuME-ST43 Ca % 0.01	AuME-ST43 Cd ppm 0.001	AuME-ST43 Ce ppm 0.001	AuME-ST43 Co ppm 0.001	AuME-ST43 Cr ppm 0.01
957581		0.40	4.6	0.0003	0.051	1.56	3.30	<2	60.1	0.900	0.248	0.05	0.094	28.1	11.50	29.0
957582		0.60	6.0	0.0002	0.013	1.75	2.70	<2	94.4	2.02	0.1315	0.25	0.062	46.3	10.95	32.8
957583		0.49	4.8	0.0005	0.043	2.13	5.41	<2	58.0	1.665	0.236	0.07	0.079	43.9	5.88	31.0
957584		0.44	4.9	0.0002	0.027	2.42	3.85	2	65.9	1.070	0.210	0.02	0.117	27.4	8.48	28.9
957585		0.44	4.7	0.0004	0.020	4.57	10.90	<2	68.5	1.085	0.249	0.03	0.124	25.8	4.31	25.1
957586		0.47	4.5	<0.0001	0.054	3.04	6.11	2	59.6	0.939	0.340	0.04	0.143	32.3	5.09	23.8
957587		0.40	4.6	0.0001	0.029	1.95	4.67	<2	45.4	0.661	0.217	0.03	0.056	21.5	5.32	21.4
957588		0.52	4.5	0.0003	0.024	2.60	7.48	2	71.6	0.938	0.271	0.04	0.068	29.5	5.59	25.0
957589		0.43	4.6	0.0003	0.017	1.83	4.31	<2	59.9	0.630	0.213	0.05	0.078	25.3	4.77	22.5
957590		0.32	4.9	0.0003	0.024	7.50	8.30	2	81.8	1.145	0.275	0.03	0.127	28.3	6.59	27.0
957591		0.45	4.6	0.0001	0.036	1.90	2.75	<2	46.7	0.599	0.1410	0.02	0.080	25.1	5.93	24.2
957592		0.58	4.6	0.0002	0.023	1.41	4.67	<2	54.1	0.551	0.1575	0.02	0.061	21.1	4.77	18.55
957593		0.61	4.7	0.0004	0.005	1.14	2.88	<2	33.8	0.610	0.1610	0.03	0.024	30.1	6.58	23.1
957594		0.47	4.2	<0.0001	0.006	1.30	3.80	<2	55.7	0.958	0.242	0.04	0.016	12.95	9.14	20.0
957595		0.37	4.6	0.0001	0.014	1.03	4.67	<2	52.1	0.925	0.282	0.13	0.057	33.6	6.51	24.8
957596		0.49	5.4	0.0003	0.024	1.62	6.13	<2	292	0.801	0.211	0.31	0.072	61.3	6.37	34.9
957597		0.53	4.9	0.0002	0.028	2.55	4.57	<2	53.7	0.683	0.1435	0.05	0.110	27.8	10.80	41.8
957598		0.54	4.6	0.0002	0.016	1.36	6.14	<2	45.6	0.653	0.308	0.05	0.035	31.0	6.80	26.5
957599		0.46	4.2	0.0005	0.082	2.54	5.49	<2	86.5	0.633	0.1805	0.05	0.195	32.4	6.58	44.7
957600		0.44	4.8	0.0009	0.044	4.78	3.50	<2	32.5	1.580	0.212	0.02	0.239	45.3	4.04	27.9
957601		0.59	5.5	0.0010	0.020	1.75	4.79	2	55.8	0.768	0.1835	0.24	0.102	39.7	11.45	42.7
957602		0.47	4.8	0.0004	0.011	1.83	5.58	<2	31.2	0.870	0.1475	0.12	0.032	28.4	16.20	54.6
957603		0.62	5.5	0.0009	0.029	1.40	5.65	<2	61.3	1.005	0.1460	0.21	0.067	69.2	9.29	34.2
957604		0.37	4.6	0.0006	0.055	2.94	3.64	<2	66.7	0.649	0.1635	0.04	0.181	27.6	6.01	28.3
957605		0.45	4.8	0.0004	0.057	3.48	2.64	2	46.1	0.727	0.1595	0.03	0.142	33.0	6.04	28.3
957606		0.42	4.9	0.0005	0.073	2.84	4.23	<2	54.4	0.939	0.1580	0.05	0.090	31.6	10.15	48.7
957607		0.54	4.9	0.0002	0.023	1.17	2.03	<2	58.5	0.641	0.1505	0.07	0.041	56.0	5.16	16.40
957608		0.53	4.7	0.0019	0.012	1.26	2.81	<2	44.7	0.635	0.1575	0.05	0.036	37.6	9.25	28.1
957609		0.35	4.8	0.0107	0.058	3.29	3.54	2	44.5	0.566	0.1125	0.15	0.159	22.8	10.50	51.6
957610		0.40	4.5	0.0007	0.060	2.68	3.18	2	40.7	0.414	0.1430	0.11	0.127	22.7	6.05	43.3
957611		0.32	4.8	0.0006	0.041	2.35	2.34	2	56.1	0.519	0.1410	0.14	0.167	27.6	9.77	41.2
957612		0.30	4.7	0.0002	0.035	2.36	12.50	<2	68.8	0.435	0.1275	0.19	0.111	27.7	8.10	50.8
957613		0.41	5.0	0.0002	0.055	3.40	2.57	2	51.3	0.574	0.0781	0.18	0.105	22.0	10.95	68.8
957614		0.29	5.0	0.0004	0.108	3.97	4.41	2	67.3	0.698	0.1025	0.17	0.227	22.6	8.75	61.2
957615		0.44	7.2	NSS	NSS	NSS	NSS	NSS	NSS	NSS	NSS	NSS	NSS	NSS	NSS	NSS

Comments: Always send INVCC to Debra Chapman. RD 9/9/2022.2023 price list

***** See Appendix Page for comments regarding this certificate *****

ALS Canada Ltd.
2103 Dollarton Hwy
North Vancouver BC V7H 0A7
Phone: +1 604 984 0221 Fax: +1 604 984 0218
www.alsglobal.com/geochemistry

To: FANCAMP EXPLORATION LTÉE
340, AVE VICTORIA
WESTMOUNT QC H3Z 2M8

Finalized Date: 7-JUL-2024
Account: FANCAM

Project: Riley Brook

CERTIFICATE OF ANALYSIS SD24156025

Sample Description	Method	AuME-ST43	AuME-ST43	AuME-ST43	AuME-ST43	AuME-ST43	AuME-ST43	AuME-ST43	AuME-ST43	AuME-ST43	AuME-ST43	AuME-ST43	AuME-ST43	AuME-ST43	AuME-ST43	AuME-ST43
	Analyte	Cs	Cu	Fe	Ga	Ge	Hf	Hg	In	K	La	Li	Mg	Mn	Mo	Na
	Units	ppm	ppm	%	ppm	ppm	ppm	ppm	ppm	%	ppm	ppm	%	ppm	ppm	%
	LOD	0.001	0.01	0.001	0.004	0.005	0.002	0.002	0.005	0.01	0.002	0.1	0.01	0.1	0.002	0.001
957581		1.955	6.33	2.47	6.20	0.037	0.027	0.047	0.023	0.11	16.15	21.5	0.42	721	0.340	<0.001
957582		2.02	9.74	2.01	5.25	0.047	0.034	0.016	0.021	0.15	16.65	30.8	0.85	401	0.080	<0.001
957583		1.835	6.19	3.08	7.17	0.055	0.088	0.083	0.042	0.09	21.9	33.3	0.45	212	0.523	<0.001
957584		5.22	10.15	2.42	5.40	0.032	0.111	0.123	0.025	0.17	14.00	31.6	0.45	269	0.273	<0.001
957585		2.13	6.02	2.67	7.22	0.033	0.333	0.206	0.045	0.09	10.75	26.0	0.24	131.0	0.465	<0.001
957586		2.54	6.16	3.40	10.95	0.052	0.202	0.152	0.032	0.14	25.8	22.5	0.32	155.0	0.325	0.003
957587		4.25	4.78	2.34	5.58	0.033	0.054	0.061	0.020	0.13	14.60	21.0	0.28	169.5	0.347	<0.001
957588		3.65	5.70	2.35	7.69	0.029	0.104	0.081	0.031	0.15	9.06	23.9	0.33	228	0.683	0.001
957589		1.565	5.52	2.59	7.14	0.039	0.080	0.061	0.022	0.10	12.95	19.6	0.31	128.5	0.242	<0.001
957590		2.89	6.75	2.67	11.25	0.050	0.266	0.237	0.047	0.08	12.10	26.6	0.18	289	0.467	0.001
957591		1.675	6.28	1.860	4.64	0.029	0.081	0.088	0.017	0.09	12.55	25.8	0.38	137.0	0.242	0.002
957592		1.740	4.85	1.840	4.50	0.029	0.032	0.054	0.019	0.10	10.80	15.3	0.32	121.0	0.178	<0.001
957593		2.44	5.72	1.610	3.91	0.047	0.015	0.019	0.015	0.10	17.60	16.7	0.47	182.5	0.171	0.001
957594		13.60	6.63	1.810	5.75	0.046	0.008	0.007	0.027	0.36	18.95	17.6	0.58	244	0.171	0.001
957595		9.29	5.60	1.620	3.53	0.051	0.014	0.010	0.020	0.20	22.6	12.5	0.39	416	0.472	<0.001
957596		0.865	5.73	2.70	5.63	0.045	0.031	0.036	0.024	0.06	20.6	30.5	0.44	177.0	0.820	<0.001
957597		1.320	9.28	2.68	4.40	0.033	0.117	0.068	0.023	0.05	12.40	24.9	0.50	189.5	0.322	<0.001
957598		2.03	5.69	2.13	5.04	0.031	0.028	0.016	0.019	0.09	14.60	24.4	0.41	266	0.482	<0.001
957599		1.160	10.15	3.79	6.36	0.035	0.138	0.122	0.033	0.06	11.95	31.4	0.39	184.5	0.386	<0.001
957600		1.360	4.65	3.13	14.30	0.055	0.669	0.145	0.088	0.04	19.15	15.6	0.23	254	0.599	<0.001
957601		1.860	10.00	2.74	6.35	0.039	0.029	0.037	0.024	0.09	16.90	22.3	0.67	286	0.332	0.002
957602		1.115	9.55	3.12	5.69	0.032	0.019	0.014	0.022	0.08	13.95	27.7	1.12	476	1.475	0.002
957603		1.550	7.50	2.10	4.71	0.052	0.009	0.023	0.020	0.08	21.7	22.8	0.57	284	0.396	0.003
957604		1.405	5.87	2.64	7.42	0.030	0.175	0.101	0.032	0.07	12.45	17.9	0.31	151.0	0.356	<0.001
957605		2.49	6.05	2.43	7.49	0.032	0.231	0.106	0.052	0.07	11.85	22.5	0.36	146.5	0.399	0.001
957606		2.76	13.50	3.12	6.05	0.040	0.047	0.121	0.031	0.06	13.50	30.6	0.54	281	0.496	0.001
957607		1.480	5.66	1.650	3.27	0.059	0.019	0.019	0.016	0.11	32.9	14.3	0.35	158.5	0.103	0.001
957608		1.905	7.96	1.880	4.40	0.042	0.008	0.028	0.016	0.09	21.9	18.2	0.58	379	0.103	<0.001
957609		1.195	8.73	3.22	6.63	0.029	0.168	0.094	0.025	0.05	9.17	27.5	0.65	293	0.244	<0.001
957610		0.970	8.57	3.50	8.45	0.035	0.056	0.123	0.030	0.04	9.32	23.5	0.40	178.0	0.338	<0.001
957611		0.961	9.29	2.89	8.38	0.036	0.019	0.108	0.024	0.04	11.85	17.9	0.41	443	0.317	0.004
957612		0.959	7.08	2.84	7.50	0.028	0.029	0.055	0.022	0.04	9.92	29.5	0.56	184.5	2.38	0.004
957613		0.701	10.70	3.08	6.43	0.029	0.127	0.074	0.024	0.03	8.30	23.9	0.81	243	0.230	0.003
957614		0.990	12.40	3.87	7.22	0.035	0.262	0.158	0.030	0.05	9.67	24.5	0.57	285	0.365	0.003
957615		NSS	NSS	NSS	NSS	NSS	NSS	NSS	NSS	NSS	NSS	NSS	NSS	NSS	NSS	NSS

Comments: Always send INVCC to Debra Chapman. RD 9/9/2022.2023 price list

***** See Appendix Page for comments regarding this certificate *****

ALS Canada Ltd.
2103 Dollarton Hwy
North Vancouver BC V7H 0A7
Phone: +1 604 984 0221 Fax: +1 604 984 0218
www.alsglobal.com/geochemistry

To: FANCAMP EXPLORATION LTÉE
340, AVE VICTORIA
WESTMOUNT QC H3Z 2M8

Finalized Date: 7-JUL-2024
Account: FANCAM

Project: Riley Brook

CERTIFICATE OF ANALYSIS SD24156025

Sample Description	Method	AuME-ST43	AuME-ST43	AuME-ST43	AuME-ST43	AuME-ST43	AuME-ST43	AuME-ST43	AuME-ST43	AuME-ST43	AuME-ST43	AuME-ST43	AuME-ST43	AuME-ST43	AuME-ST43	AuME-ST43
	Analyte	Nb	Ni	P	Pb	Pd	Pt	Rb	Re	S	Sb	Sc	Se	Sn	Sr	Ta
	Units	ppm	ppm	%	ppm	ppm	ppm	ppm	ppm	%	ppm	ppm	ppm	ppm	ppm	ppm
	LOD	0.002	0.02	0.0005	0.005	0.001	0.001	0.005	0.0002	0.002	0.002	0.005	0.002	0.01	0.01	0.005
957581		0.761	20.7	0.0439	12.95	<0.001	<0.001	16.35	0.0003	0.013	0.202	1.825	0.154	1.30	3.37	<0.005
957582		0.240	35.8	0.0201	8.56	<0.001	<0.001	17.50	<0.0002	<0.002	0.116	3.14	0.059	1.06	6.38	<0.005
957583		1.345	21.1	0.0257	10.10	<0.001	<0.001	11.65	<0.0002	0.013	0.214	2.15	0.210	1.21	3.75	<0.005
957584		1.035	27.3	0.0485	11.90	<0.001	<0.001	22.7	<0.0002	0.018	0.345	2.66	0.286	1.15	2.28	<0.005
957585		3.09	14.45	0.0590	14.80	<0.001	<0.001	10.60	0.0002	0.042	0.315	2.51	0.645	1.47	2.10	<0.005
957586		2.05	12.80	0.237	15.65	<0.001	<0.001	17.45	0.0003	0.033	0.249	2.63	0.632	1.96	2.79	<0.005
957587		1.085	13.75	0.0726	11.10	<0.001	<0.001	17.60	<0.0002	0.011	0.272	1.810	0.246	1.21	2.03	<0.005
957588		1.490	15.65	0.1615	12.10	<0.001	<0.001	21.0	0.0005	0.017	0.228	2.29	0.314	1.79	2.28	<0.005
957589		0.812	15.35	0.0248	10.15	<0.001	<0.001	11.85	0.0002	0.010	0.177	2.13	0.220	1.18	3.13	<0.005
957590		3.25	16.80	0.1580	14.55	<0.001	<0.001	13.60	0.0002	0.134	0.243	3.60	0.753	1.86	1.63	<0.005
957591		0.786	19.65	0.0249	7.78	<0.001	<0.001	13.25	<0.0002	0.015	0.150	1.910	0.160	0.85	2.14	<0.005
957592		0.889	14.55	0.0181	8.54	<0.001	<0.001	13.75	<0.0002	0.011	0.157	1.605	0.148	0.85	2.19	<0.005
957593		0.972	23.6	0.0084	8.06	<0.001	<0.001	11.85	<0.0002	0.002	0.206	1.700	0.061	0.92	3.09	<0.005
957594		0.890	23.6	0.0060	8.60	<0.001	<0.001	29.8	0.0002	<0.002	0.297	3.55	0.039	1.44	2.93	<0.005
957595		0.822	17.90	0.0141	11.35	<0.001	<0.001	20.6	0.0004	<0.002	0.317	1.790	0.044	1.45	7.31	<0.005
957596		1.100	23.0	0.0268	9.64	<0.001	<0.001	9.61	0.0002	0.009	0.207	1.645	0.130	0.81	10.25	<0.005
957597		1.405	42.5	0.0483	8.55	<0.001	<0.001	10.50	<0.0002	0.014	0.221	2.33	0.242	0.65	3.60	<0.005
957598		0.750	17.80	0.0341	10.95	<0.001	<0.001	12.15	<0.0002	0.003	0.264	1.885	0.070	1.21	4.32	<0.005
957599		2.19	24.5	0.0645	11.40	<0.001	0.001	9.29	<0.0002	0.039	0.273	2.22	0.487	0.87	4.07	<0.005
957600		6.20	13.15	0.1105	11.00	0.001	<0.001	10.00	0.0004	0.058	0.277	2.03	0.916	2.21	2.81	0.005
957601		1.235	31.0	0.0220	17.35	<0.001	<0.001	14.30	<0.0002	0.010	0.465	2.73	0.161	1.03	13.85	<0.005
957602		0.391	43.4	0.0172	13.35	<0.001	<0.001	9.07	<0.0002	0.004	0.270	3.38	0.074	1.08	16.65	<0.005
957603		0.464	24.9	0.0348	13.40	<0.001	<0.001	12.65	0.0003	0.010	0.313	1.870	0.144	0.87	11.50	<0.005
957604		2.34	17.80	0.1120	14.40	<0.001	<0.001	11.30	0.0003	0.028	0.269	2.09	0.549	1.05	5.36	<0.005
957605		2.16	23.6	0.0709	12.00	<0.001	<0.001	13.40	<0.0002	0.029	0.282	1.995	0.564	1.23	3.50	<0.005
957606		2.76	32.0	0.0399	12.55	<0.001	<0.001	14.30	0.0002	0.025	0.240	2.95	0.443	0.92	4.33	<0.005
957607		0.592	14.75	0.0142	10.25	<0.001	<0.001	14.65	<0.0002	0.003	0.160	2.06	0.069	0.98	4.62	<0.005
957608		0.458	26.3	0.0196	11.60	<0.001	<0.001	12.15	0.0002	0.006	0.186	1.815	0.112	0.77	4.65	<0.005
957609		1.770	39.1	0.0692	7.42	<0.001	<0.001	11.05	<0.0002	0.028	0.299	2.87	0.446	0.69	9.70	<0.005
957610		2.38	20.7	0.1035	9.36	<0.001	<0.001	8.40	0.0002	0.041	0.269	2.20	0.504	0.92	7.44	<0.005
957611		1.670	19.35	0.0848	8.61	<0.001	<0.001	9.52	<0.0002	0.035	0.260	2.34	0.326	0.95	9.06	<0.005
957612		1.860	26.2	0.0264	8.85	<0.001	<0.001	4.50	0.0002	0.024	0.325	2.29	0.208	0.87	12.10	<0.005
957613		1.770	41.9	0.0557	5.32	<0.001	<0.001	9.76	<0.0002	0.024	0.288	3.21	0.260	0.57	9.91	<0.005
957614		2.69	31.9	0.213	6.72	<0.001	<0.001	8.40	<0.0002	0.051	0.256	3.66	0.617	0.74	9.97	0.006
957615		NSS	NSS	NSS	NSS	NSS	NSS	NSS	NSS	NSS	NSS	NSS	NSS	NSS	NSS	NSS

Comments: Always send INVCC to Debra Chapman. RD 9/9/2022.2023 price list

***** See Appendix Page for comments regarding this certificate *****

ALS Canada Ltd.
2103 Dollarton Hwy
North Vancouver BC V7H 0A7
Phone: +1 604 984 0221 Fax: +1 604 984 0218
www.alsglobal.com/geochemistry

To: FANCAMP EXPLORATION LTÉE
340, AVE VICTORIA
WESTMOUNT QC H3Z 2M8

Project: Riley Brook

CERTIFICATE OF ANALYSIS SD24156025

Sample Description	Method	AuME-ST43	AuME-ST43	AuME-ST43	AuME-ST43	AuME-ST43	AuME-ST43	AuME-ST43	AuME-ST43	AuME-ST43	AuME-ST43
	Analyte	Te	Th	Ti	Tl	U	V	W	Y	Zn	Zr
	Units	ppm	ppm	%	ppm	ppm	ppm	ppm	ppm	ppm	ppm
	LOD	0.001	0.0005	0.0001	0.0005	0.0005	0.05	0.001	0.001	0.1	0.01
957581		0.009	2.13	0.0048	0.1220	0.438	40.2	0.449	5.31	44.5	0.71
957582		0.005	3.17	0.0050	0.1240	0.623	39.2	0.289	8.52	54.8	0.97
957583		0.012	4.77	0.0048	0.1020	0.709	52.9	0.723	9.87	30.7	2.69
957584		0.009	4.55	0.0036	0.1705	0.472	40.8	1.535	5.44	52.8	3.19
957585		0.014	11.00	0.0027	0.1450	0.934	86.1	1.680	5.90	32.9	11.30
957586		0.011	8.35	0.0028	0.210	0.850	97.8	2.09	9.28	30.0	5.42
957587		0.009	4.22	0.0036	0.1440	0.446	57.0	2.47	3.79	23.0	1.40
957588		0.009	7.32	0.0033	0.1930	0.689	62.1	1.325	6.18	24.8	2.65
957589		0.011	3.35	0.0026	0.1105	0.422	44.4	0.471	4.25	28.5	2.42
957590		0.017	11.90	0.0037	0.1510	1.025	66.1	0.971	7.81	51.8	9.25
957591		0.007	3.73	0.0032	0.1125	0.370	34.8	0.484	2.69	35.2	2.23
957592		0.004	2.35	0.0043	0.0965	0.388	35.5	0.665	3.01	21.5	0.99
957593		0.005	3.51	0.0140	0.0862	0.407	33.5	0.682	4.52	29.4	0.88
957594		0.004	1.790	0.0112	0.211	0.316	67.5	1.115	5.28	43.0	0.45
957595		0.009	3.92	0.0102	0.1430	0.406	46.3	2.74	12.75	45.7	0.30
957596		0.014	1.905	0.0046	0.0699	0.893	43.6	0.603	14.15	27.7	1.03
957597		0.011	3.92	0.0105	0.0756	0.408	40.5	0.481	4.07	43.9	3.64
957598		0.011	3.13	0.0043	0.0935	0.397	41.6	1.865	4.20	26.4	0.68
957599		0.018	3.32	0.0070	0.0953	0.506	48.4	0.384	3.37	51.5	4.80
957600		0.014	5.97	0.0173	0.1755	0.895	39.2	0.375	10.50	121.0	15.55
957601		0.007	1.955	0.0088	0.1180	0.551	44.0	0.631	6.68	51.9	0.87
957602		0.003	2.51	0.0071	0.0699	0.655	43.0	0.300	4.21	60.3	0.76
957603		0.005	0.693	0.0121	0.0777	0.547	39.1	0.276	14.65	37.8	0.22
957604		0.010	3.91	0.0089	0.1065	0.515	46.2	0.554	3.62	66.3	5.81
957605		0.010	4.44	0.0060	0.1440	0.547	30.6	0.398	3.93	96.3	7.50
957606		0.013	1.385	0.0217	0.1240	0.747	48.1	0.346	7.51	61.4	1.57
957607		0.005	3.75	0.0058	0.1015	0.377	26.2	0.402	11.95	24.8	0.54
957608		0.007	1.660	0.0110	0.0863	0.503	33.1	0.273	7.12	33.4	0.30
957609		0.011	2.36	0.0263	0.0952	0.439	55.6	0.157	2.93	51.0	5.50
957610		0.016	0.985	0.0374	0.0885	0.453	66.3	0.151	2.71	34.8	2.39
957611		0.010	0.544	0.0361	0.0873	0.425	61.3	0.062	5.25	33.3	0.73
957612		0.012	1.030	0.0197	0.0841	0.699	69.9	0.168	3.00	45.6	1.20
957613		0.010	1.390	0.0534	0.0657	0.412	55.7	0.072	3.10	42.5	4.70
957614		0.015	1.845	0.0486	0.0887	0.636	62.8	0.144	4.60	54.2	8.10
957615		NSS	NSS	NSS	NSS	NSS	NSS	NSS	NSS	NSS	NSS

Comments: Always send INVCC to Debra Chapman. RD 9/9/2022.2023 price list

***** See Appendix Page for comments regarding this certificate *****

ALS Canada Ltd.
2103 Dollarton Hwy
North Vancouver BC V7H 0A7
Phone: +1 604 984 0221 Fax: +1 604 984 0218
www.alsglobal.com/geochemistry

To: FANCAMP EXPLORATION LTÉE
340, AVE VICTORIA
WESTMOUNT QC H3Z 2M8

Finalized Date: 7-JUL-2024
Account: FANCAM

Project: Riley Brook

CERTIFICATE OF ANALYSIS SD24156025

CERTIFICATE COMMENTS

ANALYTICAL COMMENTS

NSS is non-sufficient sample.
Applies to Method: ALL METHODS

LABORATORY ADDRESSES

Processed at ALS Sudbury located at 1351-B Kelly Lake Road, Unit #1, Sudbury, ON, Canada.
Applies to Method: LOG-22 SCR-41 WEI-21

Processed at ALS Vancouver located at 2103 Dollarton Hwy, North Vancouver, BC, Canada.
Applies to Method: AuME-ST43 OA-ELE07

ALS Canada Ltd.
2103 Dollarton Hwy
North Vancouver BC V7H 0A7
Phone: +1 604 984 0221 Fax: +1 604 984 0218
www.alsglobal.com/geochemistry

To: FANCAMP EXPLORATION LTÉE
340, AVE VICTORIA
WESTMOUNT QC H3Z 2M8

Finalized Date: 16-JUL-2024
Account: FANCAM

CERTIFICATE SD24156028

Project: Riley Brook

This report is for 105 samples of Soil submitted to our lab in Sudbury, ON, Canada on 12-JUN-2024.

The following have access to data associated with this certificate:

FRANCOIS AUCLAIR	CHRISTOPHER GRONDIN	

SAMPLE PREPARATION

ALS CODE	DESCRIPTION
WEI-21	Received Sample Weight
LOG-22	Sample login - Rcd w/o BarCode
SCR-41	Screen to -180um and save both

ANALYTICAL PROCEDURES

ALS CODE	DESCRIPTION	INSTRUMENT
AuME-ST43	25g Super Trace Au + Multi Element PKG	
OA-ELE07	Paste pH	

This is the Final Report and supersedes any preliminary report with this certificate number.Results apply to samples as submitted.All pages of this report have been checked and approved for release.
***** See Appendix Page for comments regarding this certificate *****
Comments: Always send INVCC to Debra Chapman. RD 9/9/2022.2023 price list

Signature:
Saa Traxler, Director, North Vancouver Operations

ALS Canada Ltd.
2103 Dollarton Hwy
North Vancouver BC V7H 0A7
Phone: +1 604 984 0221 Fax: +1 604 984 0218
www.alsglobal.com/geochemistry

To: FANCAMP EXPLORATION LTÉE
340, AVE VICTORIA
WESTMOUNT QC H3Z 2M8

Finalized Date: 16-JUL-2024
Account: FANCAM

Project: Riley Brook

CERTIFICATE OF ANALYSIS SD24156028

Sample Description	Method Analyte Units LOD	WEI-21 Recvd Wt. kg 0.02	OA-ELE07 pH Unity 0.1	AuME-ST43 Au ppm 0.0001	AuME-ST43 Ag ppm 0.001	AuME-ST43 Al % 0.01	AuME-ST43 As ppm 0.01	AuME-ST43 B ppm 2	AuME-ST43 Ba ppm 0.05	AuME-ST43 Be ppm 0.005	AuME-ST43 Bi ppm 0.0005	AuME-ST43 Ca % 0.01	AuME-ST43 Cd ppm 0.001	AuME-ST43 Ce ppm 0.001	AuME-ST43 Co ppm 0.001	AuME-ST43 Cr ppm 0.01
957651		0.35	4.7	0.0004	0.054	5.23	5.15	2	55.4	0.774	0.353	0.21	0.103	26.2	4.79	23.2
957652		0.44	4.4	0.0003	0.031	2.29	3.94	<2	43.2	0.669	0.229	0.02	0.114	19.90	4.74	25.1
957653		0.31	4.5	0.0002	0.046	1.34	2.69	<2	58.7	0.339	0.1780	0.04	0.073	27.6	3.30	18.05
957654		0.61	5.1	0.0002	0.003	0.94	3.17	<2	103.5	0.832	0.287	0.29	0.039	36.7	5.80	22.9
957655		0.36	4.5	0.0004	0.041	2.88	8.89	2	83.1	0.676	0.380	0.10	0.268	25.3	5.33	26.5
957656		0.41	4.1	<0.0001	0.012	1.21	2.03	<2	37.6	0.523	0.463	0.01	0.076	26.2	2.50	22.4
957657		0.53	3.7	0.0001	0.005	1.00	1.08	2	28.5	0.405	0.273	0.03	0.032	41.0	3.52	13.55
957658		0.48	4.5	0.0022	0.008	3.51	4.97	2	37.0	0.790	0.214	0.05	0.117	33.7	7.03	31.8
957659		0.38	4.1	NSS	NSS	NSS	NSS	NSS	NSS	NSS	NSS	NSS	NSS	NSS	NSS	NSS
957660		0.48	4.7	0.0010	0.003	2.18	4.04	2	37.5	0.717	0.1780	0.05	0.109	40.5	7.34	25.2
957661		0.42	4.6	0.0006	0.102	2.46	3.26	2	42.8	0.520	0.1670	0.02	0.092	22.5	3.82	19.65
957662		0.38	4.7	0.0010	0.119	2.07	5.32	2	77.8	0.773	0.226	0.14	0.117	29.0	6.70	34.7
957663		0.36	4.9	0.0005	0.008	1.22	4.92	3	185.0	1.160	0.204	0.29	0.058	41.7	7.47	20.0
957664		0.41	4.7	NSS	NSS	NSS	NSS	NSS	NSS	NSS	NSS	NSS	NSS	NSS	NSS	NSS
957665		0.52	4.3	<0.0001	0.013	0.81	2.29	<2	54.4	0.641	0.1660	0.16	0.068	14.20	4.34	11.60
957666		0.55	4.5	0.0004	0.012	1.17	1.86	<2	48.2	0.532	0.1310	0.06	0.027	33.8	5.69	18.35
957667		0.51	4.3	0.0004	0.010	0.82	1.62	<2	45.1	0.594	0.1405	0.05	0.019	22.9	3.39	10.80
957668		0.45	5.1	0.0002	0.009	1.01	2.46	<2	73.3	1.490	0.1625	0.21	0.035	24.7	7.26	15.45
957669		0.41	4.4	0.0006	0.014	0.64	1.29	3	34.5	0.459	0.1600	0.07	0.031	16.85	3.86	10.50
957670		0.37	4.6	0.0002	0.050	1.81	2.26	2	50.6	0.686	0.1565	0.04	0.132	25.4	3.73	18.20
957671		0.48	5.6	0.0004	0.022	1.83	7.37	2	76.3	1.315	0.1800	0.45	0.061	66.6	12.45	51.0
957672		0.48	4.7	0.0003	0.037	1.59	3.38	<2	58.1	0.710	0.1500	0.12	0.051	51.4	6.99	32.3
957673		0.59	5.2	0.0005	0.017	1.41	6.52	<2	67.1	0.864	0.1360	0.17	0.080	47.5	7.84	26.1
957674		0.41	4.8	NSS	NSS	NSS	NSS	NSS	NSS	NSS	NSS	NSS	NSS	NSS	NSS	NSS
957675		0.23	5.0	0.0005	0.037	5.15	3.20	2	75.6	2.90	0.214	0.03	0.094	40.1	5.34	21.7
957676		0.19	5.1	NSS	NSS	NSS	NSS	NSS	NSS	NSS	NSS	NSS	NSS	NSS	NSS	NSS
957677		0.23	4.1	0.0002	0.016	1.33	3.36	<2	32.5	0.492	0.205	0.03	0.064	24.6	2.50	16.10
957690		0.41	4.6	0.0006	0.087	2.77	4.46	3	54.1	0.973	0.1670	0.06	0.105	30.8	9.60	43.4
957701		0.44	4.5	0.0004	0.060	2.39	5.53	3	57.2	0.788	0.1650	0.04	0.127	30.6	9.93	33.4
957702		0.50	4.0	0.0003	0.083	1.41	7.38	2	34.7	0.334	0.1980	0.06	0.099	39.7	4.59	32.2
957703		0.59	5.0	0.0006	0.008	1.50	6.52	2	71.8	1.305	0.1425	0.12	0.055	80.2	12.80	39.0
957704		0.44	4.9	0.0009	0.020	2.30	9.73	3	140.0	2.42	0.233	0.19	0.121	103.5	16.25	57.3
957705		0.51	4.4	0.0005	0.041	2.25	6.91	5	58.3	1.160	0.248	0.02	0.125	49.8	10.15	35.3
957706		0.49	4.3	0.0005	0.016	1.92	2.40	<2	57.2	0.673	0.1615	0.03	0.051	39.1	5.09	22.8
957707		0.40	4.8	0.0001	0.107	3.64	3.24	3	67.8	0.593	0.1120	0.18	0.254	19.60	5.95	39.4
957708		0.48	4.5	0.0003	0.032	2.56	3.32	<2	43.1	0.584	0.0997	0.06	0.122	30.5	10.30	44.9
957709		0.51	4.9	NSS	NSS	NSS	NSS	NSS	NSS	NSS	NSS	NSS	NSS	NSS	NSS	NSS
957710		0.37	4.5	0.0002	0.065	2.82	4.08	2	45.1	0.670	0.1440	0.07	0.110	31.4	7.59	37.7
957711		0.46	4.8	NSS	NSS	NSS	NSS	NSS	NSS	NSS	NSS	NSS	NSS	NSS	NSS	NSS
957712		0.47	4.3	0.0003	0.060	2.12	2.93	<2	40.9	0.450	0.1305	0.04	0.065	30.7	5.84	30.4

Comments: Always send INVCC to Debra Chapman. RD 9/9/2022.2023 price list

***** See Appendix Page for comments regarding this certificate *****

ALS Canada Ltd.
2103 Dollarton Hwy
North Vancouver BC V7H 0A7
Phone: +1 604 984 0221 Fax: +1 604 984 0218
www.alsglobal.com/geochemistry

To: FANCAMP EXPLORATION LTÉE
340, AVE VICTORIA
WESTMOUNT QC H3Z 2M8

Finalized Date: 16-JUL-2024
Account: FANCAM

Project: Riley Brook

CERTIFICATE OF ANALYSIS SD24156028

Sample Description	Method	AuME-ST43	AuME-ST43	AuME-ST43	AuME-ST43	AuME-ST43	AuME-ST43	AuME-ST43	AuME-ST43	AuME-ST43	AuME-ST43	AuME-ST43	AuME-ST43	AuME-ST43	AuME-ST43	AuME-ST43
	Analyte	Cs	Cu	Fe	Ga	Ge	Hf	Hg	In	K	La	Li	Mg	Mn	Mo	Na
	Units	ppm	ppm	%	ppm	ppm	ppm	ppm	ppm	%	ppm	ppm	%	ppm	ppm	%
	LOD	0.001	0.01	0.001	0.004	0.005	0.002	0.002	0.005	0.01	0.002	0.1	0.01	0.1	0.002	0.001
957651		2.43	6.37	2.72	14.00	0.042	0.273	0.154	0.033	0.10	11.15	23.7	0.19	94.6	0.491	0.004
957652		3.18	5.48	2.40	7.50	0.037	0.141	0.078	0.026	0.07	12.60	21.9	0.22	349	0.340	0.001
957653		1.390	4.61	1.740	5.43	0.039	0.035	0.047	0.012	0.07	14.20	15.4	0.20	149.0	0.180	<0.001
957654		2.72	4.90	1.750	2.62	0.066	0.028	0.008	0.013	0.10	20.5	12.4	0.38	199.5	0.141	0.003
957655		3.45	7.20	3.12	11.65	0.052	0.190	0.178	0.029	0.09	17.60	12.9	0.21	426	0.371	<0.001
957656		1.920	2.84	1.550	5.34	0.034	0.010	0.035	0.011	0.06	13.10	5.3	0.17	123.5	0.117	0.001
957657		5.83	3.18	1.400	5.65	0.032	0.008	0.007	0.006	0.13	17.10	7.3	0.27	125.0	0.108	0.001
957658		3.82	7.65	2.67	5.54	0.041	0.215	0.080	0.028	0.10	16.85	20.0	0.34	217	0.202	0.007
957659		NSS	NSS	NSS	NSS	NSS	NSS	NSS	NSS	NSS	NSS	NSS	NSS	NSS	NSS	NSS
957660		3.90	7.66	2.03	3.31	0.049	0.067	0.044	0.018	0.11	17.20	18.0	0.42	233	0.221	0.005
957661		2.49	4.34	1.930	6.48	0.020	0.037	0.115	0.017	0.05	11.40	12.5	0.20	95.7	0.194	0.005
957662		2.79	9.94	4.41	10.30	0.027	0.018	0.054	0.039	0.09	11.05	28.3	0.46	211	0.432	0.005
957663		4.62	4.85	1.870	3.44	0.079	0.041	0.027	0.022	0.16	29.0	17.3	0.45	388	0.139	0.010
957664		NSS	NSS	NSS	NSS	NSS	NSS	NSS	NSS	NSS	NSS	NSS	NSS	NSS	NSS	NSS
957665		3.87	3.77	1.040	3.12	0.027	0.002	0.020	0.006	0.13	8.58	10.2	0.28	235	0.613	0.004
957666		1.675	4.34	1.640	3.81	0.032	0.029	0.031	0.012	0.11	18.05	17.1	0.46	171.5	0.153	0.003
957667		3.07	2.67	0.760	4.45	0.016	0.003	0.018	0.012	0.09	12.60	9.3	0.27	101.0	0.137	0.008
957668		7.84	5.27	1.410	4.23	0.046	0.014	0.016	0.026	0.17	18.85	19.1	0.52	279	0.167	0.005
957669		3.42	3.18	1.000	3.26	0.024	<0.002	0.005	0.016	0.11	10.85	7.9	0.28	132.5	0.135	0.005
957670		2.98	5.31	1.710	6.42	0.026	0.061	0.086	0.038	0.10	13.70	20.6	0.24	148.0	0.463	0.005
957671		2.06	9.30	3.02	5.50	0.063	0.064	0.026	0.026	0.11	26.8	26.8	0.83	527	0.831	0.005
957672		1.070	7.07	2.99	5.51	0.044	0.017	0.029	0.017	0.06	19.50	25.5	0.48	178.5	0.367	0.003
957673		2.17	6.50	1.820	4.11	0.045	0.029	0.022	0.017	0.08	20.5	29.2	0.51	370	0.532	0.005
957674		NSS	NSS	NSS	NSS	NSS	NSS	NSS	NSS	NSS	NSS	NSS	NSS	NSS	NSS	NSS
957675		3.15	6.25	2.83	15.40	0.041	0.388	0.114	0.131	0.08	19.10	28.0	0.35	193.0	0.567	0.012
957676		NSS	NSS	NSS	NSS	NSS	NSS	NSS	NSS	NSS	NSS	NSS	NSS	NSS	NSS	NSS
957677		1.220	3.50	2.30	7.14	0.017	0.089	0.045	0.023	0.04	11.95	12.8	0.12	89.1	0.627	0.005
957690		4.69	13.35	3.19	6.15	0.028	0.017	0.129	0.029	0.08	14.25	29.3	0.54	283	0.537	0.005
957701		3.33	11.10	2.99	4.54	0.034	0.124	0.094	0.025	0.10	14.30	34.9	0.60	231	0.614	0.005
957702		1.995	4.96	4.07	8.11	0.036	0.009	0.072	0.014	0.08	18.35	7.8	0.27	231	0.240	0.006
957703		3.54	14.35	2.62	4.41	0.109	0.029	0.037	0.020	0.09	39.4	27.2	0.68	916	0.320	0.005
957704		6.59	21.1	3.56	5.93	0.141	0.082	0.063	0.028	0.17	50.1	36.3	0.83	1870	0.613	0.007
957705		5.13	15.50	2.87	4.45	0.026	0.084	0.048	0.018	0.14	15.30	21.9	0.65	393	0.191	0.005
957706		2.11	8.31	1.560	5.35	0.040	0.077	0.044	0.016	0.08	19.50	20.4	0.36	165.5	0.423	0.004
957707		1.135	8.50	2.70	6.55	0.021	0.031	0.120	0.021	0.04	9.17	20.9	0.40	290	0.440	0.008
957708		0.838	11.75	2.87	5.00	0.030	0.102	0.064	0.020	0.04	11.35	24.5	0.83	272	0.256	0.004
957709		NSS	NSS	NSS	NSS	NSS	NSS	NSS	NSS	NSS	NSS	NSS	NSS	NSS	NSS	NSS
957710		2.20	8.52	3.14	6.23	0.019	0.025	0.081	0.024	0.07	14.15	25.0	0.50	216	0.465	0.021
957711		NSS	NSS	NSS	NSS	NSS	NSS	NSS	NSS	NSS	NSS	NSS	NSS	NSS	NSS	NSS
957712		1.665	7.95	2.34	6.18	0.027	0.017	0.054	0.018	0.05	12.75	17.3	0.42	208	0.255	0.004

Comments: Always send INVCC to Debra Chapman. RD 9/9/2022.2023 price list

***** See Appendix Page for comments regarding this certificate *****

ALS Canada Ltd.
2103 Dollarton Hwy
North Vancouver BC V7H 0A7
Phone: +1 604 984 0221 Fax: +1 604 984 0218
www.alsglobal.com/geochemistry

To: FANCAMP EXPLORATION LTÉE
340, AVE VICTORIA
WESTMOUNT QC H3Z 2M8

Finalized Date: 16-JUL-2024
Account: FANCAM

Project: Riley Brook

CERTIFICATE OF ANALYSIS SD24156028

Sample Description	Method	AuME-ST43	AuME-ST43	AuME-ST43	AuME-ST43	AuME-ST43	AuME-ST43	AuME-ST43	AuME-ST43	AuME-ST43	AuME-ST43	AuME-ST43	AuME-ST43	AuME-ST43	AuME-ST43	AuME-ST43
	Analyte	Nb	Ni	P	Pb	Pd	Pt	Rb	Re	S	Sb	Sc	Se	Sn	Sr	Ta
	Units	ppm	ppm	%	ppm	ppm	ppm	ppm	ppm	%	ppm	ppm	ppm	ppm	ppm	ppm
	LOD	0.002	0.02	0.0005	0.005	0.001	0.001	0.005	0.0002	0.002	0.002	0.005	0.002	0.01	0.01	0.005
957651		5.99	14.00	0.0539	15.90	<0.001	<0.001	9.60	0.0009	0.045	0.288	2.77	0.527	2.35	9.36	<0.005
957652		1.205	11.90	0.1470	9.58	<0.001	<0.001	14.35	<0.0002	0.020	0.362	1.885	0.386	1.46	2.62	<0.005
957653		0.460	10.20	0.0537	7.75	<0.001	<0.001	11.50	<0.0002	0.009	0.225	1.445	0.176	0.96	2.76	<0.005
957654		0.227	17.80	0.0357	16.95	<0.001	<0.001	8.72	<0.0002	<0.002	0.515	2.30	0.031	0.92	9.97	<0.005
957655		2.35	12.40	0.234	22.4	<0.001	<0.001	16.65	0.0011	0.032	0.635	1.880	0.980	1.91	5.52	<0.005
957656		0.280	5.66	0.0181	10.10	<0.001	<0.001	8.66	<0.0002	0.004	0.387	1.035	0.159	1.46	1.64	<0.005
957657		0.228	8.73	0.0061	11.45	<0.001	<0.001	20.2	0.0002	<0.002	0.417	1.440	0.038	1.36	1.82	<0.005
957658		1.585	24.0	0.0726	13.90	0.002	0.005	16.45	0.0002	0.026	0.404	2.64	0.502	0.94	3.67	<0.005
957659		NSS	NSS	NSS	NSS	NSS	NSS	NSS	NSS	NSS	NSS	NSS	NSS	NSS	NSS	NSS
957660		0.974	25.5	0.0383	11.35	0.001	0.005	17.00	<0.0002	0.009	0.368	2.31	0.163	0.79	3.94	<0.005
957661		1.285	12.35	0.0705	9.34	<0.001	0.005	15.55	0.0002	0.018	0.212	1.765	0.428	0.94	1.75	<0.005
957662		2.43	23.9	0.0892	13.50	<0.001	0.004	24.5	0.0011	0.023	0.302	2.37	0.267	1.42	7.81	<0.005
957663		0.597	20.1	0.0330	11.75	0.002	0.005	17.45	0.0005	0.010	0.291	2.94	0.070	0.95	8.25	<0.005
957664		NSS	NSS	NSS	NSS	NSS	NSS	NSS	NSS	NSS	NSS	NSS	NSS	NSS	NSS	NSS
957665		2.22	13.55	0.0082	5.28	0.001	0.005	17.00	0.0008	<0.002	0.230	1.315	0.039	1.55	7.44	0.013
957666		0.430	20.1	0.0106	6.74	<0.001	0.001	12.30	<0.0002	0.004	0.181	1.575	0.078	0.83	3.64	<0.005
957667		0.793	11.00	0.0111	6.37	0.001	0.005	17.20	0.0002	0.009	0.126	1.120	0.079	1.28	3.34	<0.005
957668		0.502	21.9	0.0100	8.92	0.001	0.002	22.8	0.0002	0.005	0.197	2.01	0.033	1.42	6.70	<0.005
957669		0.814	10.25	0.0069	6.87	<0.001	0.005	18.45	<0.0002	<0.002	0.199	1.220	0.033	1.08	3.32	<0.005
957670		0.923	13.45	0.0641	7.89	<0.001	0.005	18.95	<0.0002	0.013	0.197	1.680	0.297	1.16	2.65	<0.005
957671		0.678	33.5	0.0259	12.30	0.004	0.002	17.10	0.0004	0.007	0.215	4.76	0.130	1.00	15.10	<0.005
957672		0.861	26.1	0.0439	9.98	<0.001	0.001	9.59	<0.0002	0.012	0.262	1.805	0.112	0.77	6.23	<0.005
957673		0.429	23.3	0.0234	8.68	0.001	0.001	13.25	0.0002	0.009	0.218	2.36	0.090	0.78	7.31	<0.005
957674		NSS	NSS	NSS	NSS	NSS	NSS	NSS	NSS	NSS	NSS	NSS	NSS	NSS	NSS	NSS
957675		6.23	21.3	0.0423	16.85	<0.001	0.005	17.60	<0.0002	0.078	0.290	2.22	0.372	3.47	3.47	<0.005
957676		NSS	NSS	NSS	NSS	NSS	NSS	NSS	NSS	NSS	NSS	NSS	NSS	NSS	NSS	NSS
957677		1.950	7.29	0.0284	10.55	<0.001	0.002	9.87	<0.0002	0.014	0.285	1.270	0.150	1.38	2.56	<0.005
957690		1.675	31.7	0.0444	13.55	<0.001	0.005	20.0	0.0005	0.025	0.349	3.44	0.515	0.95	4.54	<0.005
957701		0.807	33.4	0.0548	12.45	<0.001	0.002	15.65	<0.0002	0.026	0.416	2.79	0.320	0.77	5.50	<0.005
957702		1.965	13.50	0.1860	10.40	0.002	0.005	15.95	0.0003	0.023	0.491	1.705	0.293	0.98	3.19	<0.005
957703		0.320	33.9	0.0220	16.80	<0.001	0.002	12.75	0.0003	0.005	0.348	5.91	0.126	0.64	7.35	<0.005
957704		0.435	45.1	0.0438	25.7	0.002	0.006	24.9	0.0008	0.011	0.599	10.10	0.295	1.06	11.60	0.005
957705		0.604	38.7	0.0358	15.90	0.001	0.005	25.2	0.0002	0.009	0.534	3.48	0.238	0.99	2.62	<0.005
957706		0.525	19.40	0.0310	7.06	<0.001	0.001	14.85	0.0003	0.017	0.202	2.45	0.170	0.93	3.04	<0.005
957707		1.230	22.4	0.0830	5.68	<0.001	0.005	12.00	<0.0002	0.043	0.450	2.83	0.463	0.70	8.68	<0.005
957708		1.030	46.1	0.0363	7.59	<0.001	0.001	10.05	0.0003	0.014	0.273	2.70	0.216	0.47	3.93	<0.005
957709		NSS	NSS	NSS	NSS	NSS	NSS	NSS	NSS	NSS	NSS	NSS	NSS	NSS	NSS	NSS
957710		1.140	25.4	0.0782	8.98	<0.001	0.005	15.05	0.0008	0.022	0.426	3.01	0.384	0.86	4.49	<0.005
957711		NSS	NSS	NSS	NSS	NSS	NSS	NSS	NSS	NSS	NSS	NSS	NSS	NSS	NSS	NSS
957712		0.997	21.7	0.0392	7.03	<0.001	0.002	12.90	<0.0002	0.014	0.237	2.49	0.251	0.80	3.43	<0.005

Comments: Always send INVCC to Debra Chapman. RD 9/9/2022.2023 price list

***** See Appendix Page for comments regarding this certificate *****

ALS Canada Ltd.
2103 Dollarton Hwy
North Vancouver BC V7H 0A7
Phone: +1 604 984 0221 Fax: +1 604 984 0218
www.alsglobal.com/geochemistry

To: FANCAMP EXPLORATION LTÉE
340, AVE VICTORIA
WESTMOUNT QC H3Z 2M8

Finalized Date: 16-JUL-2024
Account: FANCAM

Project: Riley Brook

CERTIFICATE OF ANALYSIS SD24156028

Sample Description	Method	AuME-ST43	AuME-ST43	AuME-ST43	AuME-ST43	AuME-ST43	AuME-ST43	AuME-ST43	AuME-ST43	AuME-ST43	AuME-ST43
	Analyte	Te	Th	Ti	Tl	U	V	W	Y	Zn	Zr
	Units	ppm	ppm	%	ppm	ppm	ppm	ppm	ppm	ppm	ppm
	LOD	0.001	0.0005	0.0001	0.0005	0.0005	0.05	0.001	0.001	0.1	0.01
957651		0.014	8.44	0.0137	0.1440	0.667	64.3	0.802	5.31	22.8	9.13
957652		0.012	4.40	0.0055	0.1490	0.426	45.8	0.998	3.57	35.0	4.08
957653		0.008	2.99	0.0042	0.1120	0.267	27.9	0.328	2.22	25.5	1.14
957654		0.010	5.96	0.0080	0.0773	0.440	36.0	1.620	9.58	28.4	1.06
957655		0.028	6.05	0.0131	0.1790	0.513	74.5	3.03	4.32	38.3	6.19
957656		0.010	2.90	0.0023	0.1155	0.292	35.4	1.270	3.66	11.7	0.35
957657		0.004	3.58	0.0032	0.1525	0.241	22.0	1.510	2.88	38.0	0.35
957658		0.019	7.95	0.0252	0.1405	0.486	47.7	2.02	5.16	31.6	6.45
957659		NSS	NSS	NSS	NSS	NSS	NSS	NSS	NSS	NSS	NSS
957660		0.011	6.58	0.0264	0.1355	0.404	35.2	1.845	5.53	27.5	2.77
957661		0.011	3.70	0.0316	0.1470	0.348	34.6	0.771	3.10	38.8	1.55
957662		0.025	2.78	0.0667	0.1365	0.600	59.1	0.705	4.03	38.0	1.28
957663		0.014	5.28	0.0200	0.1180	1.120	76.5	2.53	11.75	25.5	1.17
957664		NSS	NSS	NSS	NSS	NSS	NSS	NSS	NSS	NSS	NSS
957665		0.010	2.68	0.0576	0.0999	0.281	31.1	1.775	3.43	26.8	0.15
957666		0.007	2.94	0.0073	0.1005	0.344	23.8	0.377	3.74	27.9	0.85
957667		0.005	1.790	0.0196	0.0996	0.360	16.30	0.830	3.43	20.6	0.31
957668		0.004	2.33	0.0146	0.1385	0.531	36.5	1.400	7.91	32.4	0.51
957669		0.006	1.965	0.0227	0.1065	0.263	18.30	1.610	2.99	22.1	0.25
957670		0.006	3.29	0.0164	0.1475	0.461	25.3	0.712	3.60	42.7	1.78
957671		0.012	3.53	0.0224	0.0912	2.01	64.1	0.492	16.40	38.5	2.09
957672		0.021	2.07	0.0122	0.0760	0.477	40.1	0.263	9.48	26.0	0.85
957673		0.008	2.07	0.0075	0.1070	0.486	32.4	0.428	8.54	29.2	0.88
957674		NSS	NSS	NSS	NSS	NSS	NSS	NSS	NSS	NSS	NSS
957675		0.011	8.15	0.0394	0.1395	0.992	25.6	0.626	8.27	177.5	13.40
957676		NSS	NSS	NSS	NSS	NSS	NSS	NSS	NSS	NSS	NSS
957677		0.024	3.19	0.0279	0.1055	0.302	38.6	0.300	2.24	33.3	3.77
957690		0.021	1.775	0.0730	0.1520	0.735	45.4	0.776	7.49	58.2	0.71
957701		0.014	4.28	0.0088	0.1275	0.414	36.1	0.998	4.12	61.2	4.44
957702		0.025	1.785	0.0981	0.1425	0.560	54.3	0.145	1.825	26.6	0.91
957703		0.013	3.74	0.0188	0.1110	0.865	32.9	0.533	19.70	38.0	0.80
957704		0.017	3.48	0.0217	0.207	1.470	43.7	0.891	32.8	50.2	2.46
957705		0.024	5.30	0.0187	0.1975	0.410	30.9	1.080	6.04	49.5	2.98
957706		0.007	2.20	0.0046	0.1210	0.489	24.4	0.244	6.00	27.7	2.16
957707		0.013	1.225	0.0774	0.1265	0.496	47.3	0.232	2.47	90.7	1.22
957708		0.014	3.07	0.0382	0.0821	0.492	33.1	0.124	2.97	55.5	3.73
957709		NSS	NSS	NSS	NSS	NSS	NSS	NSS	NSS	NSS	NSS
957710		0.017	2.70	0.0590	0.1325	0.516	45.1	0.563	4.22	49.0	0.89
957711		NSS	NSS	NSS	NSS	NSS	NSS	NSS	NSS	NSS	NSS
957712		0.015	2.07	0.0393	0.1405	0.456	35.2	0.168	3.07	32.9	0.66

Comments: Always send INVCC to Debra Chapman. RD 9/9/2022.2023 price list

***** See Appendix Page for comments regarding this certificate *****

ALS Canada Ltd.
2103 Dollarton Hwy
North Vancouver BC V7H 0A7
Phone: +1 604 984 0221 Fax: +1 604 984 0218
www.alsglobal.com/geochemistry

To: FANCAMP EXPLORATION LTÉE
340, AVE VICTORIA
WESTMOUNT QC H3Z 2M8

Finalized Date: 16-JUL-2024
Account: FANCAM

Project: Riley Brook

CERTIFICATE OF ANALYSIS SD24156028

Sample Description	Method Analyte Units LOD	WEI-21 Recvd Wt. kg 0.02	OA-ELE07 pH Unity 0.1	AuME-ST43 Au ppm 0.0001	AuME-ST43 Ag ppm 0.001	AuME-ST43 Al % 0.01	AuME-ST43 As ppm 0.01	AuME-ST43 B ppm 2	AuME-ST43 Ba ppm 0.05	AuME-ST43 Be ppm 0.005	AuME-ST43 Bi ppm 0.0005	AuME-ST43 Ca % 0.01	AuME-ST43 Cd ppm 0.001	AuME-ST43 Ce ppm 0.001	AuME-ST43 Co ppm 0.001	AuME-ST43 Cr ppm 0.01
957713		0.53	NSS	0.0002	0.029	1.91	4.86	<2	47.0	0.577	0.1765	0.04	0.085	29.5	8.92	34.8
957714		0.36	NSS	NSS	NSS	NSS	NSS	NSS	NSS	NSS	NSS	NSS	NSS	NSS	NSS	NSS
957715		0.51	NSS	0.0004	0.012	1.27	3.14	<2	33.5	0.360	0.1595	0.03	0.031	36.1	4.94	17.50
957716		0.36	4.3	0.0225	0.047	1.96	2.21	<2	24.4	0.814	0.260	0.02	0.100	25.5	2.20	14.35
957751		0.42	4.7	0.0007	0.055	3.10	3.92	<2	56.8	1.020	0.1330	0.04	0.195	27.6	8.24	39.8
957752		0.43	4.7	0.0005	0.029	2.46	3.65	<2	38.7	0.789	0.1580	0.03	0.102	26.8	7.46	31.5
957753		0.40	4.5	0.0008	0.042	2.73	3.28	<2	39.5	0.786	0.1420	0.04	0.067	32.9	11.75	51.6
957754		0.59	5.1	0.0011	0.013	1.60	7.33	2	114.0	1.235	0.201	0.18	0.051	65.3	13.10	34.9
957755		0.55	6.1	0.0021	0.012	1.56	6.02	2	81.6	0.831	0.1355	0.21	0.027	49.7	14.60	40.1
957756		0.51	4.9	0.0005	0.068	3.82	2.85	2	52.2	0.531	0.0782	0.18	0.171	20.1	11.00	57.0
957757		0.40	6.0	0.0006	0.003	1.52	3.21	<2	58.6	0.626	0.1020	0.19	0.022	48.2	12.65	42.7
957758		0.49	5.0	0.0007	0.019	2.88	4.12	2	59.2	0.751	0.0941	0.14	0.089	37.4	17.15	71.5
957759		0.59	4.7	0.0008	0.004	1.64	4.46	2	85.8	0.971	0.1650	0.13	0.081	47.5	14.30	38.8
957760		0.43	4.8	0.0004	0.073	2.95	4.87	2	45.0	0.905	0.0945	0.13	0.108	36.0	12.20	77.6
957761		0.39	NSS	0.0004	0.018	2.03	7.67	<2	76.3	0.948	0.200	0.09	0.104	27.5	13.70	32.6
957762		0.43	4.4	0.0031	0.036	1.61	4.54	<2	37.9	0.364	0.1860	0.03	0.098	18.95	4.47	25.0
958001		0.41	4.4	0.0002	0.043	0.68	1.32	<2	16.10	0.210	0.1385	0.03	0.045	25.8	3.16	12.10
958002		0.40	4.8	0.0005	0.085	2.30	3.05	2	97.5	0.565	0.1585	0.09	0.108	24.4	8.54	36.1
958003		0.40	4.6	0.0004	0.110	2.84	5.03	2	54.1	0.687	0.201	0.04	0.149	30.3	7.40	33.8
958004		0.38	5.0	0.0010	0.142	4.00	4.68	2	57.2	0.868	0.0969	0.17	0.246	24.5	17.10	80.3
958006		0.43	4.7	0.0004	0.068	2.03	2.85	<2	47.3	0.596	0.1195	0.05	0.165	29.3	6.79	30.5
958007		0.42	4.8	0.0005	0.070	3.38	3.53	2	44.8	0.698	0.1180	0.07	0.126	26.2	10.85	49.4
958008		0.38	4.9	0.0006	0.112	4.34	4.46	2	46.8	0.520	0.0735	0.16	0.183	17.40	12.50	74.8
958009		0.42	NSS	0.0003	0.018	2.13	4.17	2	73.8	0.806	0.1840	0.09	0.087	35.6	12.85	43.4
958010		0.35	4.9	0.0002	0.098	0.92	1.52	<2	17.60	0.358	0.1970	0.03	0.091	20.1	2.31	9.72
958011		0.38	4.9	0.0005	0.044	1.74	2.55	<2	34.4	0.473	0.1230	0.06	0.064	25.9	6.44	27.5
958012		0.38	4.9	0.0007	0.083	2.74	2.99	2	46.5	0.673	0.0956	0.07	0.111	28.4	12.90	48.2
958013		0.44	5.0	0.0003	0.097	3.18	4.15	2	61.2	1.040	0.1060	0.13	0.101	31.6	14.10	58.9
958014		0.45	4.4	0.0005	0.024	1.08	2.45	<2	27.5	0.355	0.1000	0.06	0.038	24.0	7.36	20.2
958015		0.49	4.7	0.0033	0.056	1.40	2.53	<2	44.2	0.469	0.1325	0.08	0.057	23.1	7.45	30.0
958016		0.38	4.7	0.0003	0.139	2.25	4.47	2	29.0	0.546	0.1420	0.07	0.112	19.75	6.28	32.6
958017		0.26	NSS	0.0004	0.615	4.17	6.78	2	42.5	0.813	0.217	0.10	0.203	16.65	5.75	62.0
958018		0.39	4.5	0.0001	0.024	0.44	1.21	<2	43.6	0.792	0.1085	0.06	0.074	18.60	1.490	4.67
958019		0.41	NSS	0.0012	0.025	2.00	2.41	2	44.1	0.886	0.1370	0.15	0.054	26.2	16.95	48.8
958020		0.34	NSS	0.0001	0.037	1.48	3.78	<2	113.0	0.822	0.1090	0.16	0.101	43.1	7.93	30.1
958021		0.36	NSS	0.0003	0.115	1.94	6.14	2	153.5	0.839	0.1780	0.19	0.146	43.9	8.06	28.5
958022		0.34	NSS	0.0005	0.143	2.65	6.70	<2	45.4	0.801	0.202	0.05	0.143	25.5	5.24	32.5
958023		0.40	4.5	0.0003	0.015	1.04	1.80	<2	67.2	0.446	0.1450	0.08	0.021	28.1	5.24	14.95
958024		0.35	NSS	0.0007	0.040	2.58	4.53	2	68.8	0.867	0.208	0.01	0.099	32.8	10.10	32.0
958025		0.47	4.7	0.0003	0.113	2.78	4.58	2	62.4	0.761	0.1960	0.02	0.115	20.0	6.87	33.6

Comments: Always send INVCC to Debra Chapman. RD 9/9/2022.2023 price list

***** See Appendix Page for comments regarding this certificate *****

ALS Canada Ltd.
2103 Dollarton Hwy
North Vancouver BC V7H 0A7
Phone: +1 604 984 0221 Fax: +1 604 984 0218
www.alsglobal.com/geochemistry

To: FANCAMP EXPLORATION LTÉE
340, AVE VICTORIA
WESTMOUNT QC H3Z 2M8

Finalized Date: 16-JUL-2024
Account: FANCAM

Project: Riley Brook

CERTIFICATE OF ANALYSIS SD24156028

Sample Description	Method	AuME-ST43	AuME-ST43	AuME-ST43	AuME-ST43	AuME-ST43	AuME-ST43	AuME-ST43	AuME-ST43	AuME-ST43	AuME-ST43	AuME-ST43	AuME-ST43	AuME-ST43	AuME-ST43	AuME-ST43
	Analyte	Cs	Cu	Fe	Ga	Ge	Hf	Hg	In	K	La	Li	Mg	Mn	Mo	Na
	Units	ppm	ppm	%	ppm	ppm	ppm	ppm	ppm	%	ppm	ppm	%	ppm	ppm	%
	LOD	0.001	0.01	0.001	0.004	0.005	0.002	0.002	0.005	0.01	0.002	0.1	0.01	0.1	0.002	0.001
957713		2.52	8.91	3.33	6.72	0.023	0.016	0.049	0.014	0.07	13.35	35.0	0.54	509	0.279	0.006
957714		NSS	NSS	NSS	NSS	NSS	NSS	NSS	NSS	NSS	NSS	NSS	NSS	NSS	NSS	NSS
957715		1.750	4.90	1.780	5.38	0.033	0.025	0.022	0.017	0.11	18.40	14.1	0.40	132.5	0.135	0.004
957716		0.870	2.73	2.03	16.80	0.027	0.174	0.097	0.057	0.03	13.15	8.4	0.10	64.8	0.270	0.007
957751		1.795	10.60	2.77	5.69	0.017	0.279	0.092	0.041	0.05	10.20	25.1	0.49	265	0.552	0.003
957752		2.33	8.02	2.67	6.24	0.024	0.158	0.087	0.036	0.06	11.60	20.8	0.38	182.0	0.293	0.004
957753		1.595	9.08	4.14	5.29	0.033	0.184	0.077	0.028	0.05	9.11	39.5	0.60	241	0.479	0.003
957754		2.68	13.50	3.34	4.09	0.090	0.079	0.018	0.020	0.16	32.5	19.8	0.61	392	0.189	0.004
957755		1.935	13.50	2.93	5.17	0.083	0.108	0.013	0.021	0.10	26.8	25.0	0.81	485	0.173	0.005
957756		0.735	10.85	3.73	6.08	0.029	0.264	0.104	0.027	0.03	8.47	23.2	0.61	277	0.324	0.005
957757		0.482	9.19	2.67	4.91	0.061	0.116	0.010	0.014	0.04	21.1	17.1	0.87	409	0.178	0.004
957758		1.105	18.50	3.56	7.74	0.046	0.088	0.040	0.027	0.05	12.70	27.1	1.19	369	0.184	0.003
957759		2.41	12.90	2.67	4.92	0.063	0.085	0.013	0.020	0.15	21.0	20.9	0.78	745	0.122	0.005
957760		1.335	14.60	4.29	8.40	0.057	0.079	0.092	0.036	0.04	16.40	28.5	0.98	292	0.404	0.007
957761		3.26	7.77	3.15	5.56	0.036	0.034	0.064	0.027	0.15	12.85	21.2	0.51	528	0.705	0.007
957762		1.600	7.64	3.12	6.75	0.029	0.064	0.085	0.019	0.04	9.69	22.2	0.25	154.5	0.464	0.012
958001		0.930	3.49	1.070	3.67	0.029	0.004	0.018	0.007	0.05	12.50	5.9	0.19	84.8	0.140	0.005
958002		1.460	6.92	2.83	7.18	0.033	0.029	0.054	0.023	0.08	11.50	26.4	0.47	513	0.165	0.007
958003		1.750	8.17	3.46	9.01	0.039	0.113	0.090	0.033	0.08	13.90	21.8	0.40	188.5	0.230	0.005
958004		1.350	16.40	4.07	6.96	0.037	0.303	0.115	0.038	0.04	8.90	29.1	1.21	425	0.313	0.007
958006		1.360	6.26	2.13	4.95	0.033	0.061	0.073	0.019	0.04	12.45	16.7	0.37	179.5	0.275	0.005
958007		1.250	7.36	3.09	5.49	0.034	0.125	0.095	0.029	0.04	12.35	26.5	0.56	181.0	0.209	0.004
958008		1.120	11.75	3.59	5.24	0.028	0.229	0.103	0.033	0.03	7.65	32.5	0.81	284	0.340	0.015
958009		1.670	11.20	2.87	5.32	0.041	0.024	0.030	0.023	0.14	16.35	21.1	0.83	484	0.247	0.005
958010		1.260	2.26	1.170	5.12	0.027	0.029	0.048	0.016	0.03	9.07	5.3	0.09	143.5	0.233	0.004
958011		0.991	5.60	2.29	5.18	0.035	0.014	0.035	0.012	0.04	11.50	13.7	0.41	197.0	0.176	0.005
958012		0.862	9.34	3.25	5.35	0.037	0.104	0.082	0.023	0.04	11.40	31.1	0.91	433	0.194	0.005
958013		0.993	11.25	4.11	6.88	0.055	0.045	0.069	0.028	0.05	14.60	35.9	1.00	323	0.412	0.005
958014		0.980	5.66	1.640	3.96	0.033	0.010	0.020	0.009	0.07	11.55	15.0	0.52	225	0.128	0.005
958015		1.220	6.30	2.45	4.86	0.035	0.029	0.032	0.015	0.06	10.75	16.9	0.48	196.0	0.187	0.004
958016		2.13	6.72	3.29	6.47	0.036	0.025	0.087	0.029	0.06	9.12	23.7	0.34	152.0	0.286	0.005
958017		1.195	7.06	5.21	8.86	0.036	0.177	0.159	0.053	0.03	8.36	25.1	0.29	275	0.351	0.010
958018		0.868	1.70	1.220	2.70	0.022	0.005	0.011	0.013	0.04	6.91	2.5	0.11	162.5	0.607	0.005
958019		0.816	9.89	3.30	5.39	0.032	0.030	0.013	0.022	0.07	12.90	27.4	1.32	515	0.386	0.007
958020		0.737	6.85	2.35	3.15	0.039	0.017	0.032	0.022	0.08	13.90	25.6	0.63	325	0.625	0.006
958021		0.963	8.48	3.08	4.49	0.030	0.066	0.069	0.026	0.08	12.55	27.9	0.44	260	0.320	0.006
958022		1.160	6.87	4.20	8.25	0.038	0.140	0.117	0.033	0.05	11.85	25.0	0.27	204	0.349	0.007
958023		1.850	4.02	1.240	3.59	0.031	0.004	0.022	0.010	0.11	14.60	14.2	0.40	140.5	0.912	0.007
958024		3.36	11.10	3.02	4.63	0.033	0.105	0.058	0.026	0.17	15.30	30.7	0.67	265	0.229	0.007
958025		2.17	7.39	3.02	6.84	0.027	0.127	0.075	0.029	0.09	11.25	27.5	0.31	246	0.304	0.004

Comments: Always send INVCC to Debra Chapman. RD 9/9/2022.2023 price list

***** See Appendix Page for comments regarding this certificate *****

ALS Canada Ltd.
2103 Dollarton Hwy
North Vancouver BC V7H 0A7
Phone: +1 604 984 0221 Fax: +1 604 984 0218
www.alsglobal.com/geochemistry

To: FANCAMP EXPLORATION LTÉE
340, AVE VICTORIA
WESTMOUNT QC H3Z 2M8

Finalized Date: 16-JUL-2024
Account: FANCAM

Project: Riley Brook

CERTIFICATE OF ANALYSIS SD24156028

Sample Description	Method	AuME-ST43	AuME-ST43	AuME-ST43	AuME-ST43	AuME-ST43	AuME-ST43	AuME-ST43	AuME-ST43	AuME-ST43	AuME-ST43	AuME-ST43	AuME-ST43	AuME-ST43	AuME-ST43	AuME-ST43
	Analyte	Nb	Ni	P	Pb	Pd	Pt	Rb	Re	S	Sb	Sc	Se	Sn	Sr	Ta
	Units	ppm	ppm	%	ppm	ppm	ppm	ppm	ppm	%	ppm	ppm	ppm	ppm	ppm	ppm
	LOD	0.002	0.02	0.0005	0.005	0.001	0.001	0.005	0.0002	0.002	0.002	0.005	0.002	0.01	0.01	0.005
957713		1.225	23.7	0.0492	11.90	<0.001	0.005	17.60	0.0005	0.010	0.248	2.41	0.224	0.97	3.89	<0.005
957714		NSS	NSS	NSS	NSS	NSS	NSS	NSS	NSS	NSS	NSS	NSS	NSS	NSS	NSS	NSS
957715		0.318	17.75	0.0130	8.30	0.001	0.001	12.70	<0.0002	0.007	0.272	1.860	0.061	0.85	3.00	<0.005
957716		5.05	6.73	0.0372	11.65	0.001	<0.001	8.78	<0.0002	0.029	0.216	1.110	0.503	2.85	3.08	0.005
957751		2.01	30.7	0.0556	7.60	0.001	<0.001	11.85	<0.0002	0.023	0.194	2.21	0.481	1.25	5.56	<0.005
957752		1.465	21.9	0.0654	10.50	<0.001	<0.001	15.05	<0.0002	0.023	0.229	1.990	0.379	1.22	3.87	<0.005
957753		0.659	43.9	0.0667	9.00	<0.001	<0.001	11.40	<0.0002	0.029	0.251	2.72	0.417	0.45	2.91	<0.005
957754		0.126	34.6	0.0352	13.85	0.003	<0.001	14.75	<0.0002	0.002	0.294	5.26	0.079	0.92	7.94	<0.005
957755		0.131	43.8	0.0339	10.95	0.002	<0.001	10.30	0.0003	0.002	0.263	5.58	0.054	0.60	12.70	<0.005
957756		1.685	34.4	0.1185	5.41	0.001	0.001	8.82	<0.0002	0.051	0.165	3.53	0.501	0.62	8.23	<0.005
957757		0.122	42.0	0.0181	8.48	<0.001	0.001	4.45	0.0003	0.002	0.224	4.23	0.044	0.42	9.92	<0.005
957758		0.539	52.9	0.0342	8.01	0.001	<0.001	10.55	0.0002	0.006	0.264	6.21	0.226	0.65	10.55	<0.005
957759		0.130	38.2	0.0254	12.20	<0.001	<0.001	14.05	<0.0002	0.004	0.337	5.27	0.045	0.87	11.25	<0.005
957760		1.730	45.0	0.0429	7.40	0.001	<0.001	9.07	0.0004	0.035	0.230	4.94	0.379	0.81	9.82	<0.005
957761		0.459	23.7	0.0338	24.9	0.001	<0.001	20.2	<0.0002	0.022	0.225	2.21	0.238	1.14	5.37	<0.005
957762		0.749	12.70	0.0314	20.7	0.001	<0.001	9.65	<0.0002	0.025	0.176	1.615	0.255	1.06	2.13	<0.005
958001		0.435	8.82	0.0109	10.10	<0.001	<0.001	13.70	<0.0002	0.008	0.290	0.981	0.046	0.75	3.21	<0.005
958002		0.878	22.9	0.0637	13.65	<0.001	<0.001	14.00	<0.0002	0.020	0.336	2.62	0.185	0.95	7.18	<0.005
958003		1.680	20.7	0.0461	17.55	<0.001	<0.001	15.50	<0.0002	0.029	0.467	2.70	0.443	1.27	4.34	<0.005
958004		2.18	50.5	0.0612	9.30	0.001	<0.001	9.55	0.0011	0.032	0.308	5.15	0.476	0.99	9.71	<0.005
958006		1.085	19.80	0.0412	11.40	<0.001	<0.001	9.54	0.0004	0.019	0.328	2.48	0.269	0.78	4.51	<0.005
958007		1.575	36.3	0.0691	11.15	<0.001	<0.001	8.94	0.0002	0.032	0.383	2.23	0.371	0.76	5.69	<0.005
958008		1.735	47.4	0.0701	6.64	<0.001	0.001	8.67	0.0004	0.051	0.231	3.24	0.499	0.68	8.48	<0.005
958009		0.578	35.2	0.0289	19.95	0.001	<0.001	14.55	0.0002	0.008	0.476	3.53	0.096	0.99	8.28	<0.005
958010		0.790	5.41	0.0241	9.54	<0.001	<0.001	7.73	<0.0002	0.015	0.264	0.719	0.114	1.05	2.38	<0.005
958011		0.804	16.70	0.0447	9.10	<0.001	<0.001	8.63	<0.0002	0.012	0.257	2.15	0.152	0.76	5.87	<0.005
958012		0.826	49.9	0.0499	9.19	<0.001	<0.001	8.81	0.0003	0.021	0.201	2.85	0.324	0.51	8.10	<0.005
958013		1.220	48.7	0.0954	10.70	<0.001	<0.001	10.60	0.0003	0.027	0.212	3.30	0.292	0.72	10.10	<0.005
958014		0.456	21.4	0.0140	10.05	<0.001	<0.001	10.70	<0.0002	0.010	0.196	1.595	0.054	0.64	4.71	<0.005
958015		0.726	19.75	0.0245	11.30	<0.001	<0.001	10.25	<0.0002	0.010	0.340	2.45	0.091	0.78	6.52	<0.005
958016		1.340	16.45	0.0526	13.45	<0.001	<0.001	10.70	<0.0002	0.032	0.350	1.800	0.327	0.98	5.07	<0.005
958017		2.72	16.25	0.1255	9.24	<0.001	<0.001	5.43	<0.0002	0.076	0.454	2.75	0.610	1.09	6.20	<0.005
958018		0.576	4.35	0.0100	8.32	<0.001	<0.001	7.59	<0.0002	0.009	0.168	0.302	0.036	2.75	5.48	<0.005
958019		0.321	43.1	0.0198	11.20	0.002	<0.001	9.59	<0.0002	0.008	0.187	3.03	0.039	1.11	18.10	<0.005
958020		0.385	27.7	0.0266	10.60	<0.001	<0.001	8.63	<0.0002	0.015	0.227	1.225	0.103	0.67	6.98	<0.005
958021		0.997	22.4	0.0418	14.25	<0.001	<0.001	8.66	0.0003	0.035	0.285	1.880	0.217	1.05	11.05	<0.005
958022		1.430	13.15	0.1810	10.80	<0.001	<0.001	13.10	<0.0002	0.036	0.280	2.03	0.441	1.19	3.98	<0.005
958023		0.367	15.75	0.0117	7.80	<0.001	<0.001	13.80	<0.0002	0.009	0.164	1.300	0.035	0.93	5.33	<0.005
958024		0.748	31.4	0.0209	15.95	0.001	<0.001	20.7	<0.0002	0.018	0.283	2.62	0.198	1.14	2.90	<0.005
958025		0.817	20.8	0.0648	10.20	0.001	<0.001	16.00	0.0002	0.029	0.236	2.84	0.383	0.98	2.72	<0.005

Comments: Always send INVCC to Debra Chapman. RD 9/9/2022.2023 price list

***** See Appendix Page for comments regarding this certificate *****

ALS Canada Ltd.
2103 Dollarton Hwy
North Vancouver BC V7H 0A7
Phone: +1 604 984 0221 Fax: +1 604 984 0218
www.alsglobal.com/geochemistry

To: FANCAMP EXPLORATION LTÉE
340, AVE VICTORIA
WESTMOUNT QC H3Z 2M8

Project: Riley Brook

CERTIFICATE OF ANALYSIS SD24156028

Sample Description	Method	AuME-ST43	AuME-ST43	AuME-ST43	AuME-ST43	AuME-ST43	AuME-ST43	AuME-ST43	AuME-ST43	AuME-ST43	AuME-ST43
	Analyte	Te	Th	Ti	Tl	U	V	W	Y	Zn	Zr
	Units	ppm	ppm	%	ppm	ppm	ppm	ppm	ppm	ppm	ppm
	LOD	0.001	0.0005	0.0001	0.0005	0.0005	0.05	0.001	0.001	0.1	0.01
957713		0.019	2.97	0.0329	0.1180	0.430	48.3	0.469	3.37	49.8	0.77
957714		NSS	NSS	NSS	NSS	NSS	NSS	NSS	NSS	NSS	NSS
957715		0.009	2.81	0.0047	0.1090	0.284	29.5	0.251	2.70	27.1	0.83
957716		0.012	2.51	0.0120	0.1300	0.601	31.2	0.239	5.04	47.6	4.61
957751		0.013	3.10	0.0278	0.1340	0.673	39.7	0.223	4.14	124.0	7.86
957752		0.011	2.92	0.0120	0.1180	0.423	46.0	0.611	4.38	66.7	4.27
957753		0.029	2.81	0.0048	0.0962	0.418	39.8	0.247	2.94	45.9	6.14
957754		0.012	7.46	0.0093	0.1035	0.548	47.1	0.500	21.7	44.6	4.12
957755		0.014	6.03	0.0388	0.0666	0.550	41.6	0.311	15.10	45.1	6.44
957756		0.012	1.675	0.0628	0.0667	0.489	56.1	0.135	3.86	58.6	9.02
957757		0.012	4.61	0.0662	0.0349	0.536	35.3	0.066	9.79	36.6	6.76
957758		0.015	3.39	0.0939	0.0630	0.545	63.0	0.172	5.19	48.4	4.84
957759		0.012	6.19	0.0257	0.0876	0.471	41.9	0.354	9.16	47.8	4.48
957760		0.014	1.590	0.1685	0.0692	0.795	70.0	0.093	11.55	46.5	3.97
957761		0.014	1.175	0.0072	0.1605	0.645	64.9	0.264	5.52	48.3	0.87
957762		0.019	2.10	0.0065	0.1125	0.332	52.8	0.402	3.30	28.4	1.92
958001		0.004	0.945	0.0178	0.1235	0.332	18.05	0.185	2.33	21.1	0.12
958002		0.006	1.555	0.0213	0.1455	0.409	44.8	0.249	2.94	71.4	0.96
958003		0.009	2.97	0.0149	0.271	0.546	54.8	0.407	4.24	80.5	4.15
958004		0.011	2.82	0.233	0.1105	0.609	86.1	0.235	5.35	101.0	12.50
958006		0.006	2.18	0.0228	0.1245	0.439	35.3	0.343	3.75	53.9	1.88
958007		0.010	2.28	0.0420	0.1270	0.435	47.5	0.252	3.40	83.6	4.47
958008		0.010	1.580	0.1090	0.1190	0.374	59.2	0.055	3.89	80.2	8.15
958009		0.009	2.99	0.0306	0.1255	0.507	45.1	0.392	4.96	61.2	1.29
958010		0.004	1.195	0.0104	0.0860	0.298	15.05	0.231	2.43	24.9	0.78
958011		0.007	1.085	0.0314	0.0972	0.417	39.6	0.129	3.73	27.9	0.53
958012		0.012	2.49	0.0230	0.0895	0.477	35.7	0.130	3.47	86.2	3.23
958013		0.012	1.185	0.0321	0.0884	0.559	53.8	0.141	10.70	74.4	1.40
958014		0.006	1.330	0.0119	0.0797	0.312	34.1	0.160	2.51	36.9	0.33
958015		0.005	2.32	0.0439	0.0772	0.374	41.6	0.194	3.57	33.1	1.42
958016		0.009	0.851	0.0268	0.1285	0.413	54.0	0.492	3.44	35.6	0.92
958017		0.012	1.270	0.1710	0.0971	0.434	98.0	0.243	5.28	80.8	8.60
958018		0.003	0.730	0.0044	0.0618	0.292	8.24	0.116	7.41	26.8	0.19
958019		0.005	2.00	0.0114	0.0613	0.440	31.7	0.127	3.89	59.5	0.97
958020		0.007	1.365	0.0073	0.0558	0.457	24.3	0.153	6.09	39.5	0.53
958021		0.018	1.975	0.0051	0.0827	0.460	40.3	0.481	4.53	39.8	2.15
958022		0.016	3.11	0.0071	0.1260	0.456	59.4	0.537	4.02	37.1	3.90
958023		0.005	1.390	0.0127	0.0908	0.462	24.7	0.368	2.81	23.8	0.16
958024		0.012	4.81	0.0054	0.1550	0.489	39.4	0.511	4.78	45.9	3.61
958025		0.011	4.09	0.0041	0.1455	0.474	41.5	0.400	4.28	56.1	3.65

Comments: Always send INVCC to Debra Chapman. RD 9/9/2022.2023 price list

***** See Appendix Page for comments regarding this certificate *****

ALS Canada Ltd.
2103 Dollarton Hwy
North Vancouver BC V7H 0A7
Phone: +1 604 984 0221 Fax: +1 604 984 0218
www.alsglobal.com/geochemistry

To: FANCAMP EXPLORATION LTÉE
340, AVE VICTORIA
WESTMOUNT QC H3Z 2M8

Finalized Date: 16-JUL-2024
Account: FANCAM

Project: Riley Brook

CERTIFICATE OF ANALYSIS SD24156028

Sample Description	Method	WEI-21	OA-ELE07	AuME-ST43	AuME-ST43	AuME-ST43	AuME-ST43	AuME-ST43	AuME-ST43	AuME-ST43	AuME-ST43	AuME-ST43	AuME-ST43	AuME-ST43	AuME-ST43	AuME-ST43
	Analyte	Recvd Wt.	pH	Au	Ag	Al	As	B	Ba	Be	Bi	Ca	Cd	Ce	Co	Cr
	Units	kg	Unity	ppm	ppm	%	ppm	ppm	ppm	ppm	ppm	%	ppm	ppm	ppm	ppm
	LOD	0.02	0.1	0.0001	0.001	0.01	0.01	2	0.05	0.005	0.0005	0.01	0.001	0.001	0.001	0.01
958026		0.41	NSS	0.0002	0.106	1.52	2.71	<2	70.6	0.487	0.1870	0.05	0.059	24.8	5.80	23.1
958027		0.34	4.6	0.0004	0.046	1.64	2.33	<2	52.6	0.487	0.1530	0.02	0.126	19.70	5.38	21.7
958028		0.36	NSS	0.0002	0.011	0.49	1.58	<2	18.35	0.204	0.249	0.02	0.038	14.25	1.550	10.50
958029		0.48	4.2	0.0001	0.015	0.96	2.11	2	41.2	0.921	0.278	0.07	0.118	30.2	7.69	14.35
958030		0.33	4.9	0.0006	0.143	2.81	3.14	2	34.8	1.005	0.1530	0.09	0.171	21.8	1.395	12.30
958031		0.51	NSS	<0.0001	0.024	1.24	3.60	<2	33.0	0.682	0.299	0.02	0.037	23.0	4.36	12.25
958032		0.49	4.2	0.0001	0.005	0.50	1.28	<2	52.0	0.243	0.1925	0.12	0.075	22.3	1.950	9.46
958033		0.43	5.3	0.0002	0.015	0.50	0.97	<2	88.1	0.270	0.1780	0.23	0.088	13.75	3.08	10.90
958034		0.34	NSS	0.0011	0.060	2.48	6.24	2	60.3	0.982	0.204	0.06	0.110	28.5	10.55	44.4
958035		0.38	NSS	0.0001	0.018	0.70	1.31	2	26.4	0.221	0.1835	0.05	0.085	17.55	3.39	8.41
958036		0.37	5.1	0.0001	0.008	0.81	1.38	2	106.0	0.592	0.1735	0.14	0.044	26.4	6.45	14.50
958037		0.38	NSS	0.0001	0.021	0.86	2.07	4	61.5	0.621	0.464	0.14	0.036	19.50	3.77	19.05
958038		0.25	NSS	0.0004	0.095	3.41	2.29	2	68.4	0.976	0.1330	0.06	0.169	22.1	7.23	46.9
958039		0.32	NSS	0.0008	0.078	3.82	3.58	2	43.4	1.030	0.1755	0.02	0.143	33.8	4.75	34.2
958040		0.43	NSS	0.0003	0.003	0.36	0.18	<2	28.8	0.179	0.0100	2.71	0.029	62.2	3.37	9.27
958041		0.21	4.8	0.0021	0.062	7.12	4.58	2	22.9	1.610	0.270	0.02	0.223	37.5	2.01	26.9
958042		0.28	4.1	0.0012	0.029	1.67	3.29	2	21.4	0.418	0.1880	0.01	0.099	25.9	1.450	16.85
958043		0.43	4.7	0.0005	0.017	1.41	4.55	2	48.9	1.380	0.1790	0.07	0.080	48.6	7.50	28.4
958044		0.31	4.6	0.0003	0.046	2.30	3.08	<2	45.8	0.391	0.0953	0.07	0.087	26.7	8.70	39.3
958045		0.29	4.6	0.0006	0.101	3.25	2.87	<2	39.9	0.563	0.1200	0.05	0.198	21.6	4.55	38.0
958046		0.33	4.3	0.0002	0.062	2.29	2.52	<2	21.0	0.301	0.1495	0.03	0.088	17.85	2.41	33.1
958047		0.28	4.5	0.0005	0.051	2.70	2.69	<2	23.9	0.332	0.1375	0.03	0.082	19.20	2.79	34.8
958048		0.24	NSS	0.0003	0.226	2.37	3.03	2	48.0	1.080	0.310	0.03	0.344	27.2	0.982	5.77
958049		0.32	4.7	0.0006	0.067	4.12	2.49	<2	35.6	1.255	0.1830	0.02	0.213	40.3	3.15	20.9
958050		0.35	4.6	0.0009	0.071	3.79	2.95	<2	54.1	1.285	0.323	0.02	0.345	83.2	3.80	23.6

Comments: Always send INVCC to Debra Chapman. RD 9/9/2022.2023 price list

***** See Appendix Page for comments regarding this certificate *****

ALS Canada Ltd.
2103 Dollarton Hwy
North Vancouver BC V7H 0A7
Phone: +1 604 984 0221 Fax: +1 604 984 0218
www.alsglobal.com/geochemistry

To: FANCAMP EXPLORATION LTÉE
340, AVE VICTORIA
WESTMOUNT QC H3Z 2M8

Finalized Date: 16-JUL-2024
Account: FANCAM

Project: Riley Brook

CERTIFICATE OF ANALYSIS SD24156028

Sample Description	Method	AuME-ST43	AuME-ST43	AuME-ST43	AuME-ST43	AuME-ST43	AuME-ST43	AuME-ST43	AuME-ST43	AuME-ST43	AuME-ST43	AuME-ST43	AuME-ST43	AuME-ST43	AuME-ST43	AuME-ST43
	Analyte	Cs	Cu	Fe	Ga	Ge	Hf	Hg	In	K	La	Li	Mg	Mn	Mo	Na
	Units	ppm	ppm	%	ppm	ppm	ppm	ppm	ppm	%	ppm	ppm	%	ppm	ppm	%
	LOD	0.001	0.01	0.001	0.004	0.005	0.002	0.002	0.005	0.01	0.002	0.1	0.01	0.1	0.002	0.001
958026		1.485	6.48	1.830	6.15	0.031	0.029	0.055	0.020	0.09	13.45	17.8	0.31	179.0	0.623	0.007
958027		1.870	5.75	1.680	5.27	0.024	0.046	0.049	0.014	0.06	10.40	21.7	0.28	182.0	0.292	0.003
958028		2.15	1.54	1.130	4.06	0.015	0.002	0.017	0.006	0.05	7.77	2.7	0.08	72.0	0.119	<0.001
958029		3.59	7.81	1.730	3.23	0.026	0.017	0.010	0.011	0.21	18.40	13.4	0.40	415	0.113	0.005
958030		0.909	3.81	1.900	7.88	0.029	0.326	0.162	0.080	0.03	11.45	10.1	0.06	84.4	0.815	0.006
958031		4.05	4.80	1.210	4.51	0.026	0.018	0.025	0.011	0.14	17.35	10.5	0.34	138.5	0.253	0.008
958032		1.705	1.72	0.930	2.02	0.019	0.010	0.013	0.007	0.05	9.04	4.4	0.11	72.4	0.128	0.006
958033		2.03	2.74	0.950	2.30	0.021	0.009	0.015	0.009	0.07	8.36	7.6	0.21	98.5	0.149	0.002
958034		1.225	9.15	3.95	6.80	0.023	0.123	0.087	0.040	0.06	14.75	32.5	0.70	305	0.661	0.007
958035		1.355	2.37	1.050	3.04	0.011	0.009	0.017	0.006	0.08	5.01	6.3	0.18	210	0.061	0.005
958036		3.85	7.68	1.290	2.69	0.028	0.004	0.010	0.012	0.14	15.10	16.3	0.40	203	0.130	0.006
958037		8.18	3.58	1.860	5.57	0.038	0.009	0.015	0.020	0.14	36.3	7.3	0.25	161.5	0.488	0.012
958038		1.350	10.15	3.20	7.89	0.029	0.125	0.122	0.035	0.05	8.79	27.5	0.42	431	0.293	0.006
958039		1.600	7.64	3.08	9.56	0.026	0.447	0.124	0.066	0.05	11.50	18.8	0.22	124.0	0.340	0.007
958040		0.239	2.77	2.59	4.04	0.116	0.058	0.002	0.017	0.07	24.7	4.2	0.15	248	0.811	0.044
958041		1.315	8.90	3.26	19.55	0.037	1.405	0.375	0.157	0.05	15.50	14.1	0.12	105.0	1.090	0.008
958042		0.569	3.08	2.44	9.91	0.033	0.112	0.059	0.035	0.03	11.80	6.9	0.08	50.3	0.374	0.007
958043		1.600	7.42	2.38	3.86	0.039	0.031	0.018	0.023	0.08	20.6	22.3	0.58	226	0.265	0.005
958044		0.954	9.70	2.43	5.35	0.037	0.072	0.049	0.023	0.03	11.10	17.7	0.49	179.0	0.253	0.004
958045		1.015	4.96	3.30	8.03	0.036	0.122	0.136	0.037	0.03	9.39	23.4	0.23	193.5	0.498	0.005
958046		0.669	3.87	4.36	10.10	0.035	0.112	0.078	0.038	0.02	8.04	17.3	0.18	78.6	0.428	0.004
958047		0.764	4.35	3.56	7.75	0.034	0.196	0.101	0.040	0.02	7.89	18.5	0.21	86.4	0.426	0.004
958048		1.300	6.22	5.40	25.2	0.052	0.062	0.199	0.125	0.04	8.07	2.5	0.05	401	1.250	0.005
958049		1.390	4.33	3.14	11.05	0.056	0.362	0.137	0.105	0.02	18.60	17.8	0.22	281	0.837	0.005
958050		2.39	8.96	3.35	12.35	0.047	0.618	0.155	0.111	0.03	11.65	15.2	0.24	183.5	0.868	0.005

Comments: Always send INVCC to Debra Chapman. RD 9/9/2022.2023 price list

***** See Appendix Page for comments regarding this certificate *****

ALS Canada Ltd.
2103 Dollarton Hwy
North Vancouver BC V7H 0A7
Phone: +1 604 984 0221 Fax: +1 604 984 0218
www.alsglobal.com/geochemistry

To: FANCAMP EXPLORATION LTÉE
340, AVE VICTORIA
WESTMOUNT QC H3Z 2M8

Finalized Date: 16-JUL-2024
Account: FANCAM

Project: Riley Brook

CERTIFICATE OF ANALYSIS SD24156028

Sample Description	Method	AuME-ST43	AuME-ST43	AuME-ST43	AuME-ST43	AuME-ST43	AuME-ST43	AuME-ST43	AuME-ST43	AuME-ST43	AuME-ST43	AuME-ST43	AuME-ST43	AuME-ST43	AuME-ST43	AuME-ST43
	Analyte	Nb	Ni	P	Pb	Pd	Pt	Rb	Re	S	Sb	Sc	Se	Sn	Sr	Ta
	Units	ppm	ppm	%	ppm	ppm	ppm	ppm	ppm	%	ppm	ppm	ppm	ppm	ppm	ppm
	LOD	0.002	0.02	0.0005	0.005	0.001	0.001	0.005	0.0002	0.002	0.002	0.005	0.002	0.01	0.01	0.005
958026		0.688	16.00	0.0335	10.70	<0.001	<0.001	12.45	0.0002	0.028	0.177	1.865	0.138	1.06	3.99	<0.005
958027		0.593	14.40	0.0189	8.09	<0.001	<0.001	13.15	<0.0002	0.014	0.210	1.850	0.122	0.93	2.83	<0.005
958028		0.449	3.33	0.0073	7.15	<0.001	<0.001	9.38	<0.0002	0.002	0.421	0.626	0.045	1.05	1.41	<0.005
958029		0.293	18.75	0.0103	19.10	0.001	0.001	22.8	0.0002	0.005	0.526	1.355	0.025	1.08	3.97	<0.005
958030		4.43	3.85	0.0632	11.35	<0.001	0.001	4.04	<0.0002	0.047	0.360	1.105	0.645	1.68	4.61	0.005
958031		0.414	12.60	0.0166	12.75	<0.001	<0.001	17.80	<0.0002	0.015	0.461	1.360	0.087	1.76	1.82	<0.005
958032		0.352	4.66	0.0059	6.46	<0.001	<0.001	8.27	<0.0002	0.010	0.300	0.767	0.035	0.79	3.23	<0.005
958033		0.376	8.33	0.0066	7.35	<0.001	<0.001	15.65	<0.0002	0.007	0.223	0.909	0.027	0.83	4.40	<0.005
958034		1.640	28.7	0.0314	13.75	<0.001	0.001	9.61	0.0002	0.031	0.305	2.55	0.303	1.35	10.95	<0.005
958035		0.278	5.42	0.0259	7.60	<0.001	<0.001	8.42	0.0003	0.010	0.181	0.614	0.051	1.03	1.84	<0.005
958036		0.303	18.10	0.0063	8.07	<0.001	<0.001	21.6	<0.0002	0.007	0.232	1.375	0.026	0.93	3.72	<0.005
958037		0.532	9.55	0.0111	15.40	<0.001	<0.001	18.85	<0.0002	0.018	1.060	1.600	0.076	2.72	7.97	<0.005
958038		2.24	26.4	0.0826	7.27	0.001	<0.001	13.20	0.0002	0.046	0.157	2.71	0.499	1.06	4.20	<0.005
958039		3.68	18.35	0.0843	12.80	<0.001	0.001	10.90	0.0003	0.054	0.207	2.33	0.809	1.42	1.87	<0.005
958040		1.260	4.00	0.1320	1.545	<0.001	0.001	8.37	0.0004	0.036	0.012	1.620	0.015	0.78	44.1	<0.005
958041		10.30	6.94	0.1785	18.80	<0.001	0.001	8.79	0.0002	0.094	0.230	2.05	1.400	3.03	1.81	0.007
958042		3.54	4.73	0.0392	8.85	<0.001	0.001	5.37	<0.0002	0.028	0.292	1.100	0.331	1.94	2.82	<0.005
958043		0.839	25.8	0.0172	10.30	<0.001	<0.001	9.50	<0.0002	0.010	0.299	1.750	0.083	0.98	6.71	<0.005
958044		0.953	28.7	0.0289	6.31	0.001	<0.001	10.10	0.0002	0.016	0.175	2.68	0.222	0.53	3.76	<0.005
958045		1.585	15.00	0.0769	5.78	0.001	<0.001	9.02	0.0004	0.050	0.167	2.14	0.634	0.73	3.30	<0.005
958046		1.505	9.34	0.0463	6.65	<0.001	<0.001	6.52	<0.0002	0.042	0.157	2.14	0.530	0.83	2.26	<0.005
958047		1.535	11.50	0.0436	7.01	<0.001	<0.001	7.25	0.0002	0.043	0.179	2.10	0.578	0.78	2.38	<0.005
958048		1.335	2.85	0.1295	8.38	0.001	<0.001	12.75	0.0002	0.099	0.321	0.715	1.095	3.38	2.87	<0.005
958049		2.04	13.75	0.0868	6.97	0.001	0.001	6.54	0.0006	0.063	0.247	2.33	0.702	1.27	1.88	<0.005
958050		3.96	14.20	0.0440	12.20	0.001	0.001	8.34	0.0003	0.049	0.298	3.17	0.764	2.24	2.05	<0.005

Comments: Always send INVCC to Debra Chapman. RD 9/9/2022.2023 price list

***** See Appendix Page for comments regarding this certificate *****

ALS Canada Ltd.
2103 Dollarton Hwy
North Vancouver BC V7H 0A7
Phone: +1 604 984 0221 Fax: +1 604 984 0218
www.alsglobal.com/geochemistry

To: FANCAMP EXPLORATION LTÉE
340, AVE VICTORIA
WESTMOUNT QC H3Z 2M8

Finalized Date: 16-JUL-2024
Account: FANCAM

Project: Riley Brook

CERTIFICATE OF ANALYSIS SD24156028

Sample Description	Method	AuME-ST43	AuME-ST43	AuME-ST43	AuME-ST43	AuME-ST43	AuME-ST43	AuME-ST43	AuME-ST43	AuME-ST43	AuME-ST43
	Analyte	Te	Th	Ti	Tl	U	V	W	Y	Zn	Zr
	Units	ppm	ppm	%	ppm	ppm	ppm	ppm	ppm	ppm	ppm
	LOD	0.001	0.0005	0.0001	0.0005	0.0005	0.05	0.001	0.001	0.1	0.01
958026		0.009	1.300	0.0039	0.0908	0.609	30.4	0.397	4.49	30.3	0.89
958027		0.008	2.52	0.0061	0.1070	0.293	33.9	0.568	2.60	46.5	1.43
958028		0.005	1.515	0.0085	0.0987	0.1810	23.8	1.170	1.905	10.8	0.12
958029		0.008	3.76	0.0047	0.1760	0.311	26.5	1.950	7.46	65.9	0.44
958030		0.012	3.62	0.0095	0.0868	0.579	18.20	0.923	4.71	41.3	8.86
958031		0.006	5.40	0.0057	0.1565	0.344	22.2	2.70	3.73	36.1	0.38
958032		0.005	3.11	0.0052	0.0628	0.234	20.9	1.225	2.79	8.7	0.43
958033		0.006	1.845	0.0078	0.0798	0.238	21.5	0.801	2.25	20.2	0.28
958034		0.012	3.41	0.0091	0.0979	0.661	63.9	0.767	5.89	36.2	3.94
958035		0.004	1.780	0.0025	0.0843	0.206	26.8	0.932	3.43	25.2	0.29
958036		0.004	2.03	0.0149	0.1270	0.338	25.5	0.884	3.60	27.4	0.19
958037		0.008	2.96	0.0070	0.1800	0.298	23.5	4.33	3.02	27.0	0.31
958038		0.015	1.495	0.0295	0.1220	0.700	41.5	0.033	2.99	109.0	3.85
958039		0.014	4.85	0.0113	0.1435	0.777	39.2	0.245	4.39	108.5	14.40
958040		0.003	3.76	0.0568	0.0749	0.528	49.9	0.104	23.6	29.4	2.20
958041		0.018	12.50	0.0117	0.1190	1.970	34.5	0.387	8.37	143.0	45.5
958042		0.014	2.86	0.0163	0.0867	0.418	40.6	0.213	2.73	27.7	3.83
958043		0.011	3.49	0.0127	0.0866	0.472	31.6	0.471	6.07	48.7	1.28
958044		0.009	2.20	0.0486	0.0809	0.393	41.6	0.037	3.14	41.6	2.98
958045		0.009	1.615	0.0216	0.1195	0.534	34.1	0.039	2.78	65.1	4.53
958046		0.012	1.770	0.0175	0.1020	0.497	38.1	0.032	2.05	23.8	4.45
958047		0.017	2.42	0.0196	0.1035	0.491	35.4	0.041	1.995	26.7	7.78
958048		0.015	0.685	0.0099	0.0880	0.967	10.50	0.103	4.60	55.8	2.47
958049		0.008	2.98	0.0100	0.1030	0.778	17.40	0.082	7.36	121.5	13.20
958050		0.010	4.56	0.0138	0.1260	0.977	20.9	0.106	6.76	115.0	23.7

Comments: Always send INVCC to Debra Chapman. RD 9/9/2022.2023 price list

***** See Appendix Page for comments regarding this certificate *****

ALS Canada Ltd.
2103 Dollarton Hwy
North Vancouver BC V7H 0A7
Phone: +1 604 984 0221 Fax: +1 604 984 0218
www.alsglobal.com/geochemistry

To: FANCAMP EXPLORATION LTÉE
340, AVE VICTORIA
WESTMOUNT QC H3Z 2M8

Finalized Date: 16-JUL-2024
Account: FANCAM

Project: Riley Brook

CERTIFICATE OF ANALYSIS SD24156028

CERTIFICATE COMMENTS

ANALYTICAL COMMENTS

NSS is non-sufficient sample.
Applies to Method: ALL METHODS

LABORATORY ADDRESSES

Processed at ALS Sudbury located at 1351-B Kelly Lake Road, Unit #1, Sudbury, ON, Canada.
Applies to Method: LOG-22 SCR-41 WEI-21

Processed at ALS Vancouver located at 2103 Dollarton Hwy, North Vancouver, BC, Canada.
Applies to Method: AuME-ST43 OA-ELE07

ALS Canada Ltd.
2103 Dollarton Hwy
North Vancouver BC V7H 0A7
Téléphone: +1 604 984 0221 Télécopieur: +1 604 984 0218
www.alsglobal.com/geochemistry

À: FANCAMP EXPLORATION LTÉE
340, AVE VICTORIA
WESTMOUNT QC H3Z 2M8

Finalisée date: 5-JUIL-2024
Compte: FANCAM

CERTIFICAT SD24157874

Projet: Riley Brook

Ce rapport s'applique à 148 échantillons de Sol soumis à notre laboratoire de Sudbury, ON, Canada le 13-JUIN-2024.

Les résultats sont transmis à:

FRANCOIS AUCLAIR	CHRISTOPHER GRONDIN	

PRÉPARATION ÉCHANTILLONS

CODE ALS	DESCRIPTION
WEI-21	Poids · antillon re·
LOG-22	Entr· · antillon - Re· sans code barre
SCR-41	Filtrer · 180 um et enregistrer les deux

PROCÉDURES ANALYTIQUES

CODE ALS	DESCRIPTION	INSTRUMENT
OA-ELE07	P· pH	
AuME-ST44		

Ce rapport est final et remplace tout autre rapport préliminaire portant ce numéro de certificat.Les résultats s'appliquent aux échantillons soumis.Toutes les pages de ce rapport ont été vérifiées et approuvées avant publication.

***** Voir la page d'annexe pour les commentaires en ce qui concerne ce certificat *****

Commentaire: Always send INVCC to Debra Chapman. RD 9/9/2022.2023 price list

Signature:

Saa Traxler, Director, North Vancouver Operations

ALS Canada Ltd.
2103 Dollarton Hwy
North Vancouver BC V7H 0A7
Téléphone: +1 604 984 0221 Télécopieur: +1 604 984 0218
www.alsglobal.com/geochemistry

À: FANCAMP EXPLORATION LTÉE
340, AVE VICTORIA
WESTMOUNT QC H3Z 2M8

Finalisée date: 5-JUIL-2024
Compte: FANCAM

Projet: Riley Brook

CERTIFICAT D'ANALYSE SD24157874

Description échantillon	Méthode élément unités LDI	WEI-21 Poids reçu kg 0.02	OA-ELE07 pH Unity 0.1	AuME-ST44 Au ppm 0.0001	AuME-ST44 Ag ppm 0.001	AuME-ST44 Al % 0.01	AuME-ST44 As ppm 0.01	AuME-ST44 B ppm 2	AuME-ST44 Ba ppm 0.05	AuME-ST44 Be ppm 0.005	AuME-ST44 Bi ppm 0.0005	AuME-ST44 Ca % 0.01	AuME-ST44 Cd ppm 0.001	AuME-ST44 Ce ppm 0.001	AuME-ST44 Co ppm 0.001	AuME-ST44 Cr ppm 0.01
957481		0.43	4.8	0.0003	0.099	3.49	11.35	<2	50.6	0.580	0.0901	0.21	0.120	20.7	7.99	76.2
957482		0.47	4.7	0.0002	0.074	2.73	5.16	<2	74.2	0.577	0.1155	0.38	0.191	33.0	11.50	84.0
957483		0.37	4.6	0.0001	0.056	2.28	2.45	<2	66.3	0.356	0.1255	0.09	0.126	18.25	3.49	43.1
957484		0.40	5.4	0.0001	0.064	3.12	4.46	2	80.8	0.643	0.0822	0.19	0.135	21.3	9.94	60.8
957485		0.40	4.6	NSS	NSS	NSS	NSS	NSS	NSS	NSS	NSS	NSS	NSS	NSS	NSS	NSS
957486		0.26	3.9	0.0004	0.014	0.13	0.81	<2	6.38	0.047	0.1580	0.03	0.019	11.50	0.217	2.06
957487		0.36	4.6	0.0003	0.115	2.94	3.74	<2	67.6	0.505	0.1230	0.10	0.237	21.7	5.76	47.1
957488		0.36	4.9	0.0005	0.032	3.36	5.16	<2	41.7	0.721	0.1265	0.10	0.115	30.8	9.00	58.2
957489		0.33	5.5	0.0023	0.552	3.26	284	<2	53.5	0.689	0.0825	0.43	0.206	18.30	12.30	86.2
957490		0.32	4.7	0.0001	0.050	3.61	5.02	<2	30.9	1.850	0.1615	0.04	0.242	55.8	3.07	24.6
957491		0.28	3.5	0.0002	0.011	0.68	3.15	<2	13.10	0.443	0.1845	0.01	0.034	40.5	0.516	9.62
957492		0.45	4.4	0.0003	0.120	2.08	6.91	<2	39.2	0.997	0.203	0.05	0.107	37.3	3.19	29.2
957493		0.48	5.5	0.0002	0.092	3.84	16.50	2	99.9	1.185	0.219	0.27	0.107	53.4	12.05	68.2
957494		0.51	5.7	0.0001	0.027	1.95	3.76	<2	54.7	0.489	0.0946	0.35	0.063	77.2	9.89	64.3
957495		0.49	4.8	0.0003	0.059	1.94	2.21	<2	53.1	0.346	0.0821	0.04	0.117	33.1	5.29	34.1
957496		0.37	4.8	0.0003	0.104	3.03	5.50	<2	73.7	0.610	0.0961	0.09	0.270	24.5	9.02	58.2
957497		0.42	4.5	0.0002	0.088	2.12	2.16	<2	80.7	0.422	0.1265	0.06	0.171	24.0	5.21	40.8
957498		0.52	4.9	0.0006	0.088	2.54	5.85	<2	96.9	0.810	0.1970	0.08	0.169	64.0	12.15	59.1
957499		0.36	4.4	0.0008	0.149	2.10	5.11	<2	99.1	0.570	0.249	0.03	0.162	67.2	7.62	41.7
957500		0.43	4.7	0.0007	0.026	3.49	5.04	<2	25.7	1.285	0.1615	0.03	0.110	44.3	4.90	32.8
957678		0.31	5.1	0.0006	0.077	4.09	7.48	2	47.8	0.684	0.0943	0.22	0.134	30.6	16.35	85.2
957679		0.32	4.9	0.0006	0.191	3.82	7.47	<2	57.9	0.601	0.1315	0.16	0.133	22.6	12.35	82.1
957680		0.24	4.5	NSS	NSS	NSS	NSS	NSS	NSS	NSS	NSS	NSS	NSS	NSS	NSS	NSS
957681		0.33	4.9	0.0008	0.089	2.85	5.53	<2	40.8	0.562	0.1015	0.14	0.154	25.0	7.36	53.9
957682		0.38	4.9	0.0007	0.102	3.20	6.56	2	35.0	0.616	0.1190	0.16	0.176	26.4	7.88	57.0
957683		0.19	4.8	0.0005	0.065	3.42	6.88	<2	48.4	0.999	0.328	0.08	0.279	39.9	6.35	28.4
957684		0.32	4.5	0.0003	0.092	2.52	3.85	<2	47.1	0.505	0.1360	0.06	0.165	24.5	4.05	37.3
957685		0.32	4.6	0.0007	0.391	3.11	4.74	<2	71.7	0.604	0.1860	0.09	0.195	26.7	5.60	49.5
957686		0.36	4.8	0.0006	0.107	4.09	5.00	<2	60.6	0.728	0.1425	0.09	0.117	18.45	8.52	77.0
957687		0.43	4.9	0.0004	0.046	2.77	4.12	<2	37.7	0.429	0.0743	0.10	0.111	21.0	7.39	47.3
957688		0.40	4.9	0.0003	0.045	2.37	7.69	<2	40.6	0.669	0.0914	0.11	0.150	27.7	10.50	56.3
957689		0.36	4.7	0.0004	0.077	3.76	5.64	<2	45.5	0.561	0.0759	0.20	0.205	16.60	10.30	75.4
957691		0.52	7.3	NSS	NSS	NSS	NSS	NSS	NSS	NSS	NSS	NSS	NSS	NSS	NSS	NSS
957692		0.23	4.4	NSS	NSS	NSS	NSS	NSS	NSS	NSS	NSS	NSS	NSS	NSS	NSS	NSS
957693		0.30	4.8	0.0004	0.088	1.97	3.91	<2	36.4	0.615	0.1170	0.06	0.132	37.4	4.10	27.1
957694		0.26	4.7	NSS	NSS	NSS	NSS	NSS	NSS	NSS	NSS	NSS	NSS	NSS	NSS	NSS
957695		0.36	5.3	0.0006	0.046	2.22	10.15	<2	95.0	0.733	0.1350	0.26	0.153	63.2	15.25	67.9
957696		0.52	5.4	0.0003	0.015	1.71	2.33	<2	45.3	0.306	0.0899	0.30	0.066	29.3	13.50	48.3
957697		0.29	4.7	NSS	NSS	NSS	NSS	NSS	NSS	NSS	NSS	NSS	NSS	NSS	NSS	NSS
957698		0.33	5.2	0.0004	0.047	2.33	7.11	<2	60.8	0.575	0.1695	0.40	0.101	37.4	8.86	62.9

Commentaire: Always send INVCC to Debra Chapman. RD 9/9/2022.2023 price list

***** Voir la page d'annexe pour les commentaires en ce qui concerne ce certificat *****

ALS Canada Ltd.
2103 Dollarton Hwy
North Vancouver BC V7H 0A7
Téléphone: +1 604 984 0221 Télécopieur: +1 604 984 0218
www.alsglobal.com/geochemistry

À: FANCAMP EXPLORATION LTÉE
340, AVE VICTORIA
WESTMOUNT QC H3Z 2M8

Finalisée date: 5-JUIL-2024
Compte: FANCAM

Projet: Riley Brook

CERTIFICAT D'ANALYSE SD24157874

Description échantillon	Méthode élément unités LDI	AuME-ST44 Cs ppm 0.001	AuME-ST44 Cu ppm 0.01	AuME-ST44 Fe % 0.001	AuME-ST44 Ga ppm 0.004	AuME-ST44 Ge ppm 0.005	AuME-ST44 Hf ppm 0.002	AuME-ST44 Hg ppm 0.002	AuME-ST44 In ppm 0.005	AuME-ST44 K % 0.01	AuME-ST44 La ppm 0.002	AuME-ST44 Li ppm 0.1	AuME-ST44 Mg % 0.01	AuME-ST44 Mn ppm 0.1	AuME-ST44 Mo ppm 0.002	AuME-ST44 Na % 0.001
957481		1.690	18.80	4.16	7.72	0.042	0.035	0.102	0.045	0.03	7.77	31.6	0.57	147.5	0.539	0.011
957482		1.710	23.8	3.30	8.92	0.051	0.027	0.069	0.034	0.06	10.90	24.3	0.90	791	0.408	0.015
957483		1.745	9.08	3.46	9.52	0.036	0.018	0.084	0.036	0.07	8.60	16.8	0.20	156.0	0.341	0.005
957484		1.360	15.15	3.28	6.27	0.036	0.034	0.064	0.032	0.04	7.75	19.1	0.72	361	0.392	0.006
957485		NSS	NSS	NSS	NSS	NSS	NSS	NSS	NSS	NSS	NSS	NSS	NSS	NSS	NSS	NSS
957486		0.113	1.32	0.120	2.22	0.024	0.057	0.020	<0.005	0.01	5.20	0.1	0.01	23.7	0.409	0.007
957487		1.470	10.35	4.03	8.20	0.036	0.028	0.116	0.036	0.04	7.33	29.9	0.40	313	0.358	0.023
957488		2.26	13.30	3.58	8.74	0.038	0.147	0.077	0.034	0.04	8.31	30.2	0.65	323	0.418	0.005
957489		3.72	20.7	4.60	8.79	0.046	0.052	0.118	0.038	0.08	5.07	28.4	0.64	307	1.020	0.014
957490		3.07	8.64	3.61	9.04	0.072	0.188	0.179	0.051	0.05	25.2	32.0	0.25	112.5	0.489	0.017
957491		1.615	4.30	1.930	8.50	0.067	0.013	0.036	0.022	0.06	16.70	1.6	0.03	41.6	0.995	0.009
957492		1.700	7.73	3.87	10.80	0.063	0.035	0.132	0.038	0.07	16.20	14.2	0.19	260	0.820	0.026
957493		8.30	19.90	5.31	9.29	0.066	0.076	0.065	0.043	0.12	19.70	58.0	0.77	377	0.967	0.008
957494		3.45	16.60	3.00	6.33	0.062	0.035	0.031	0.023	0.06	22.1	22.8	0.96	474	0.671	0.007
957495		1.215	7.68	2.12	4.52	0.022	0.012	0.054	0.018	0.06	13.00	21.1	0.36	270	0.377	0.003
957496		1.215	13.45	3.84	6.81	0.028	0.020	0.110	0.031	0.06	10.80	33.7	0.58	302	0.375	0.012
957497		1.080	10.50	2.80	7.27	0.026	0.005	0.099	0.019	0.06	10.50	19.2	0.28	562	0.524	0.009
957498		2.52	23.1	4.10	7.50	0.047	0.040	0.073	0.028	0.09	24.7	26.1	0.69	719	0.891	0.015
957499		4.48	13.05	3.97	9.34	0.063	0.097	0.106	0.025	0.14	33.1	14.0	0.27	803	0.529	0.006
957500		1.275	11.05	2.74	7.19	0.046	0.330	0.253	0.047	0.05	21.7	25.7	0.36	116.0	0.612	0.004
957678		1.770	18.35	4.06	7.73	0.040	0.108	0.093	0.035	0.05	10.05	22.7	0.94	321	0.361	0.007
957679		3.95	14.50	4.22	10.70	0.030	0.026	0.130	0.039	0.06	8.97	32.7	0.68	426	0.513	0.007
957680		NSS	NSS	NSS	NSS	NSS	NSS	NSS	NSS	NSS	NSS	NSS	NSS	NSS	NSS	NSS
957681		1.270	10.35	3.42	6.20	0.027	0.023	0.121	0.034	0.04	8.33	19.8	0.44	227	0.426	0.006
957682		1.385	11.80	3.60	6.59	0.027	0.026	0.137	0.037	0.04	8.72	21.1	0.48	243	0.523	0.008
957683		1.040	7.94	3.74	10.95	0.037	0.081	0.120	0.061	0.04	12.90	19.9	0.25	596	0.899	0.009
957684		0.956	8.27	3.14	8.33	0.026	0.025	0.131	0.035	0.04	10.20	18.0	0.21	164.0	0.559	0.015
957685		1.985	12.65	4.51	11.90	0.038	0.006	0.189	0.042	0.07	11.15	22.5	0.29	355	0.660	0.027
957686		2.34	20.0	4.90	12.10	0.036	0.034	0.132	0.042	0.05	8.33	36.2	0.50	234	0.526	0.006
957687		1.200	9.62	2.32	5.33	0.027	0.085	0.063	0.024	0.03	9.19	22.4	0.47	165.0	0.276	0.004
957688		1.095	16.15	2.80	5.54	0.027	0.050	0.054	0.023	0.04	10.60	20.8	0.76	268	0.360	0.004
957689		1.120	14.65	3.21	7.36	0.032	0.053	0.107	0.036	0.03	7.33	21.6	0.55	155.5	0.445	0.005
957691		NSS	NSS	NSS	NSS	NSS	NSS	NSS	NSS	NSS	NSS	NSS	NSS	NSS	NSS	NSS
957692		NSS	NSS	NSS	NSS	NSS	NSS	NSS	NSS	NSS	NSS	NSS	NSS	NSS	NSS	NSS
957693		1.570	5.73	1.730	6.35	0.037	0.029	0.088	0.025	0.04	18.20	15.3	0.17	196.0	0.608	0.019
957694		NSS	NSS	NSS	NSS	NSS	NSS	NSS	NSS	NSS	NSS	NSS	NSS	NSS	NSS	NSS
957695		2.33	14.60	2.85	6.62	0.056	0.024	0.048	0.023	0.08	20.3	23.9	0.73	1375	1.005	0.006
957696		1.025	9.26	2.05	6.17	0.035	0.016	0.017	0.021	0.06	13.45	17.4	0.70	437	0.609	0.006
957697		NSS	NSS	NSS	NSS	NSS	NSS	NSS	NSS	NSS	NSS	NSS	NSS	NSS	NSS	NSS
957698		1.610	13.75	5.02	10.75	0.051	0.023	0.048	0.036	0.09	16.35	31.8	0.59	213	1.140	0.007

Commentaire: Always send INVCC to Debra Chapman. RD 9/9/2022.2023 price list

***** Voir la page d'annexe pour les commentaires en ce qui concerne ce certificat *****

ALS Canada Ltd.
2103 Dollarton Hwy
North Vancouver BC V7H 0A7
Téléphone: +1 604 984 0221 Télécopieur: +1 604 984 0218
www.alsglobal.com/geochemistry

À: FANCAMP EXPLORATION LTÉE
340, AVE VICTORIA
WESTMOUNT QC H3Z 2M8

Finalisée date: 5-JUIL-2024
Compte: FANCAM

Projet: Riley Brook

CERTIFICAT D'ANALYSE SD24157874

Description échantillon	Méthode élément unités LDI	AuME-ST44 Nb ppm 0.002	AuME-ST44 Ni ppm 0.02	AuME-ST44 P % 0.0005	AuME-ST44 Pb ppm 0.005	AuME-ST44 Pd ppm 0.001	AuME-ST44 Pt ppm 0.001	AuME-ST44 Rb ppm 0.005	AuME-ST44 Re ppm 0.0002	AuME-ST44 S % 0.002	AuME-ST44 Sb ppm 0.002	AuME-ST44 Sc ppm 0.005	AuME-ST44 Se ppm 0.002	AuME-ST44 Sn ppm 0.01	AuME-ST44 Sr ppm 0.01	AuME-ST44 Ta ppm 0.005
957481		1.730	41.8	0.0554	7.63	<0.001	0.001	9.36	0.0004	0.042	0.242	3.95	0.393	0.69	11.65	<0.005
957482		0.765	47.3	0.0448	8.09	<0.001	<0.001	15.95	0.0003	0.033	0.325	5.20	0.164	0.93	18.45	<0.005
957483		1.355	15.00	0.0566	5.06	<0.001	<0.001	18.05	0.0002	0.029	0.165	2.52	0.292	0.96	6.08	<0.005
957484		0.996	47.4	0.0616	6.81	<0.001	<0.001	10.15	0.0004	0.021	0.183	3.59	0.263	0.59	14.25	<0.005
957485		NSS	NSS	NSS	NSS	NSS	NSS	NSS	NSS	NSS	NSS	NSS	NSS	NSS	NSS	NSS
957486		0.568	1.08	0.0100	8.09	<0.001	<0.001	0.856	<0.0002	0.010	0.209	0.277	0.032	2.59	3.01	<0.005
957487		2.23	25.3	0.0904	8.45	<0.001	<0.001	10.10	0.0002	0.068	0.215	2.07	0.448	0.87	6.52	<0.005
957488		1.435	33.2	0.0519	9.36	0.001	<0.001	13.20	0.0002	0.023	0.274	5.90	0.276	0.96	6.67	<0.005
957489		1.330	46.9	0.0822	7.41	<0.001	<0.001	23.4	0.0002	0.053	5.79	5.58	0.301	0.86	19.80	<0.005
957490		1.325	15.65	0.0638	19.40	<0.001	<0.001	15.85	0.0003	0.063	0.305	1.715	0.824	1.10	2.91	<0.005
957491		0.832	5.55	0.0229	5.25	<0.001	<0.001	21.5	0.0002	0.016	0.321	0.719	0.105	1.82	1.75	<0.005
957492		1.200	13.90	0.0740	12.45	<0.001	<0.001	40.5	0.0004	0.064	0.478	1.475	0.544	1.22	3.48	<0.005
957493		0.823	64.3	0.1255	12.60	0.001	<0.001	28.6	0.0004	0.035	0.453	3.13	0.376	0.75	19.30	<0.005
957494		0.143	48.9	0.0425	9.99	<0.001	<0.001	13.15	0.0005	0.014	0.134	3.70	0.181	0.34	15.60	<0.005
957495		0.632	29.1	0.0458	6.15	<0.001	<0.001	13.10	0.0002	0.016	0.111	1.320	0.248	0.42	2.55	<0.005
957496		0.910	43.5	0.0797	6.72	<0.001	<0.001	13.00	0.0003	0.040	0.291	2.25	0.403	0.57	5.99	<0.005
957497		0.911	21.9	0.0486	7.00	<0.001	<0.001	16.30	0.0002	0.029	0.144	1.675	0.264	0.81	3.30	<0.005
957498		0.497	55.2	0.0743	14.75	<0.001	<0.001	15.90	0.0002	0.034	0.265	2.17	0.302	0.53	5.14	<0.005
957499		0.210	18.15	0.1930	9.74	<0.001	<0.001	36.7	<0.0002	0.043	0.264	1.685	0.441	0.83	3.13	<0.005
957500		1.435	23.1	0.0495	20.4	0.001	<0.001	19.10	<0.0002	0.043	0.411	2.19	0.842	1.01	2.72	<0.005
957678		1.790	50.1	0.0854	8.34	<0.001	<0.001	11.05	<0.0002	0.028	0.523	6.14	0.419	0.76	13.55	<0.005
957679		1.685	39.4	0.0744	8.47	<0.001	<0.001	21.8	0.0003	0.034	0.643	4.13	0.441	1.04	10.15	<0.005
957680		NSS	NSS	NSS	NSS	NSS	NSS	NSS	NSS	NSS	NSS	NSS	NSS	NSS	NSS	NSS
957681		1.465	29.7	0.1170	7.11	<0.001	<0.001	10.75	<0.0002	0.032	0.323	2.72	0.509	0.74	8.71	<0.005
957682		1.415	31.9	0.1060	7.37	<0.001	<0.001	10.95	<0.0002	0.035	0.350	3.02	0.623	0.82	9.61	<0.005
957683		2.68	16.15	0.0941	10.60	0.001	<0.001	8.10	<0.0002	0.047	0.332	3.16	0.516	1.66	6.05	0.005
957684		2.02	15.55	0.0847	7.50	<0.001	<0.001	9.56	<0.0002	0.057	0.210	2.03	0.537	1.01	5.16	<0.005
957685		1.245	21.7	0.1105	8.69	0.001	<0.001	22.6	<0.0002	0.072	0.318	2.02	0.717	1.31	6.60	<0.005
957686		1.760	38.6	0.0762	7.61	<0.001	<0.001	14.35	<0.0002	0.043	0.239	5.12	0.509	1.16	6.42	<0.005
957687		1.245	35.1	0.0500	5.71	<0.001	<0.001	9.72	<0.0002	0.018	0.171	3.33	0.230	0.50	5.24	<0.005
957688		0.885	44.2	0.0358	7.53	<0.001	<0.001	10.85	0.0003	0.013	0.285	3.55	0.228	0.48	6.61	<0.005
957689		1.680	43.5	0.0705	5.42	<0.001	<0.001	9.52	<0.0002	0.035	0.207	5.12	0.445	0.64	8.56	<0.005
957691		NSS	NSS	NSS	NSS	NSS	NSS	NSS	NSS	NSS	NSS	NSS	NSS	NSS	NSS	NSS
957692		NSS	NSS	NSS	NSS	NSS	NSS	NSS	NSS	NSS	NSS	NSS	NSS	NSS	NSS	NSS
957693		0.901	13.95	0.0504	7.45	<0.001	<0.001	18.25	<0.0002	0.036	0.205	1.550	0.293	0.84	4.24	<0.005
957694		NSS	NSS	NSS	NSS	NSS	NSS	NSS	NSS	NSS	NSS	NSS	NSS	NSS	NSS	NSS
957695		0.365	44.7	0.0537	17.45	<0.001	<0.001	20.9	<0.0002	0.021	0.374	4.83	0.315	0.54	13.55	<0.005
957696		0.376	38.7	0.0191	6.40	<0.001	<0.001	12.30	<0.0002	0.010	0.162	3.30	0.054	0.49	13.10	<0.005
957697		NSS	NSS	NSS	NSS	NSS	NSS	NSS	NSS	NSS	NSS	NSS	NSS	NSS	NSS	NSS
957698		1.090	39.3	0.1025	9.97	<0.001	<0.001	23.4	0.0002	0.026	0.371	3.78	0.271	0.75	17.50	<0.005

Commentaire: Always send INVCC to Debra Chapman. RD 9/9/2022.2023 price list

***** Voir la page d'annexe pour les commentaires en ce qui concerne ce certificat *****

ALS Canada Ltd.
2103 Dollarton Hwy
North Vancouver BC V7H 0A7
Téléphone: +1 604 984 0221 Télécopieur: +1 604 984 0218
www.alsglobal.com/geochemistry

À: FANCAMP EXPLORATION LTÉE
340, AVE VICTORIA
WESTMOUNT QC H3Z 2M8

Finalisée date: 5-JUIL-2024
Compte: FANCAM

Projet: Riley Brook

CERTIFICAT D'ANALYSE SD24157874

Description échantillon	Méthode élément unités LDI	AuME-ST44 Te ppm 0.001	AuME-ST44 Th ppm 0.0005	AuME-ST44 Ti % 0.0001	AuME-ST44 Tl ppm 0.0005	AuME-ST44 U ppm 0.0005	AuME-ST44 V ppm 0.05	AuME-ST44 W ppm 0.001	AuME-ST44 Y ppm 0.001	AuME-ST44 Zn ppm 0.1	AuME-ST44 Zr ppm 0.01
957481		0.015	1.195	0.0948	0.0969	0.742	55.9	0.043	4.34	44.9	1.89
957482		0.013	1.130	0.1410	0.0979	0.570	70.3	0.017	6.87	57.0	1.31
957483		0.013	0.969	0.0621	0.1310	0.536	49.4	0.017	2.61	38.6	0.77
957484		0.009	1.510	0.0986	0.0833	0.509	53.4	0.017	4.42	49.8	2.00
957485		NSS	NSS	NSS	NSS	NSS	NSS	NSS	NSS	NSS	NSS
957486		0.007	0.1980	0.0526	0.0176	0.235	6.99	0.006	1.735	3.0	3.24
957487		0.018	0.454	0.0640	0.1215	0.533	52.3	0.025	3.36	87.0	1.72
957488		0.013	2.96	0.1445	0.1250	0.635	65.0	0.015	5.42	53.8	7.46
957489		0.008	0.576	0.1445	3.22	0.405	86.9	0.022	8.93	62.0	2.44
957490		0.014	2.52	0.0162	0.1685	1.105	22.9	0.070	8.64	51.4	6.36
957491		0.012	1.325	0.0182	0.1955	0.380	16.10	0.174	4.05	20.2	0.63
957492		0.015	1.275	0.0284	0.288	0.723	30.7	0.086	4.34	56.5	1.24
957493		0.030	2.22	0.0135	0.1715	0.944	46.6	0.073	8.87	103.5	2.63
957494		0.013	1.575	0.0318	0.0334	0.523	38.5	0.025	11.85	57.7	1.04
957495		0.010	0.805	0.0145	0.0887	0.578	26.6	0.015	3.78	47.8	0.53
957496		0.012	0.659	0.0254	0.0951	0.636	48.1	0.016	4.24	135.0	0.76
957497		0.014	0.483	0.0255	0.1120	0.661	43.6	0.009	4.02	56.8	0.29
957498		0.026	1.205	0.0142	0.1110	0.949	41.7	0.020	9.49	70.3	1.38
957499		0.030	1.440	0.0057	0.1890	0.700	44.7	0.046	4.41	46.2	2.65
957500		0.011	4.51	0.0133	0.238	0.919	25.8	0.111	6.11	52.8	11.25
957678		0.013	2.46	0.236	0.1890	0.603	81.8	0.045	7.61	57.4	6.28
957679		0.013	1.155	0.1150	0.794	0.621	82.2	0.038	4.10	79.8	1.50
957680		NSS	NSS	NSS	NSS	NSS	NSS	NSS	NSS	NSS	NSS
957681		0.018	1.135	0.0924	0.0957	0.524	53.9	0.060	3.43	53.7	1.31
957682		0.023	1.090	0.1020	0.1015	0.547	54.0	0.069	3.96	52.9	1.29
957683		0.014	1.480	0.0756	0.1345	0.615	41.0	0.093	5.84	74.4	3.21
957684		0.014	0.543	0.0375	0.1365	0.507	50.8	0.035	3.33	47.2	1.22
957685		0.019	0.261	0.0471	0.208	0.683	56.4	0.054	4.08	67.3	0.35
957686		0.013	1.055	0.0869	0.1575	0.728	84.4	0.027	4.85	63.9	1.68
957687		0.007	2.37	0.0650	0.0692	0.471	40.0	0.037	3.26	66.1	3.57
957688		0.013	2.50	0.0803	0.0677	0.668	49.0	0.027	4.31	55.6	2.74
957689		0.008	1.405	0.1225	0.0769	0.632	57.5	0.043	4.75	65.0	2.64
957691		NSS	NSS	NSS	NSS	NSS	NSS	NSS	NSS	NSS	NSS
957692		NSS	NSS	NSS	NSS	NSS	NSS	NSS	NSS	NSS	NSS
957693		0.009	0.968	0.0131	0.1985	0.563	27.1	0.027	4.49	72.4	1.12
957694		NSS	NSS	NSS	NSS	NSS	NSS	NSS	NSS	NSS	NSS
957695		0.014	1.285	0.0383	0.1120	0.929	46.8	0.041	15.80	53.8	1.02
957696		0.008	1.560	0.0541	0.0574	0.553	40.8	0.007	5.10	45.1	0.88
957697		NSS	NSS	NSS	NSS	NSS	NSS	NSS	NSS	NSS	NSS
957698		0.021	1.995	0.0804	0.0821	0.729	63.6	0.039	9.38	59.2	1.58

Commentaire: Always send INVCC to Debra Chapman. RD 9/9/2022.2023 price list

***** Voir la page d'annexe pour les commentaires en ce qui concerne ce certificat *****

ALS Canada Ltd.
2103 Dollarton Hwy
North Vancouver BC V7H 0A7
Téléphone: +1 604 984 0221 Télécopieur: +1 604 984 0218
www.alsglobal.com/geochemistry

À: FANCAMP EXPLORATION LTÉE
340, AVE VICTORIA
WESTMOUNT QC H3Z 2M8

Finalisée date: 5-JUIL-2024
Compte: FANCAM

Projet: Riley Brook

CERTIFICAT D'ANALYSE SD24157874

Description échantillon	Méthode élément unités LDI	WEI-21 Poids reçu kg 0.02	OA-ELE07 pH Unity 0.1	AuME-ST44 Au ppm 0.0001	AuME-ST44 Ag ppm 0.001	AuME-ST44 Al % 0.01	AuME-ST44 As ppm 0.01	AuME-ST44 B ppm 2	AuME-ST44 Ba ppm 0.05	AuME-ST44 Be ppm 0.005	AuME-ST44 Bi ppm 0.0005	AuME-ST44 Ca % 0.01	AuME-ST44 Cd ppm 0.001	AuME-ST44 Ce ppm 0.001	AuME-ST44 Co ppm 0.001	AuME-ST44 Cr ppm 0.01
957699		0.32	5.0	0.0004	0.055	2.39	6.03	<2	48.5	0.554	0.1100	0.12	0.201	40.6	10.90	45.2
957700		0.30	4.6	0.0013	0.084	2.47	6.24	<2	42.4	0.676	0.1470	0.08	0.100	35.2	5.75	38.3
957717		0.43	4.9	0.0216	0.058	4.73	7.78	<2	46.2	0.700	0.0934	0.13	0.127	22.6	14.55	79.0
957718		0.40	4.6	0.0010	0.133	3.66	6.04	<2	36.2	0.519	0.1875	0.17	0.132	17.30	6.70	78.8
957719		0.39	4.9	0.0007	0.154	3.48	7.24	<2	50.4	0.940	0.1410	0.16	0.192	36.5	10.50	58.9
957720		0.37	4.7	NSS	NSS	NSS	NSS	NSS	NSS	NSS	NSS	NSS	NSS	NSS	NSS	NSS
957721		0.44	5.1	NSS	NSS	NSS	NSS	NSS	NSS	NSS	NSS	NSS	NSS	NSS	NSS	NSS
957722		0.53	5.2	NSS	NSS	NSS	NSS	NSS	NSS	NSS	NSS	NSS	NSS	NSS	NSS	NSS
957723		0.46	4.7	NSS	NSS	NSS	NSS	NSS	NSS	NSS	NSS	NSS	NSS	NSS	NSS	NSS
957724		0.56	4.5	NSS	NSS	NSS	NSS	NSS	NSS	NSS	NSS	NSS	NSS	NSS	NSS	NSS
957725		0.36	5.1	NSS	NSS	NSS	NSS	NSS	NSS	NSS	NSS	NSS	NSS	NSS	NSS	NSS
957726		0.34	5.1	NSS	NSS	NSS	NSS	NSS	NSS	NSS	NSS	NSS	NSS	NSS	NSS	NSS
957727		0.52	5.6	NSS	NSS	NSS	NSS	NSS	NSS	NSS	NSS	NSS	NSS	NSS	NSS	NSS
957728		0.58	5.1	NSS	NSS	NSS	NSS	NSS	NSS	NSS	NSS	NSS	NSS	NSS	NSS	NSS
957729		0.51	4.8	NSS	NSS	NSS	NSS	NSS	NSS	NSS	NSS	NSS	NSS	NSS	NSS	NSS
957730		0.44	4.5	NSS	NSS	NSS	NSS	NSS	NSS	NSS	NSS	NSS	NSS	NSS	NSS	NSS
957731		0.37	4.6	NSS	NSS	NSS	NSS	NSS	NSS	NSS	NSS	NSS	NSS	NSS	NSS	NSS
957732		0.39	4.6	NSS	NSS	NSS	NSS	NSS	NSS	NSS	NSS	NSS	NSS	NSS	NSS	NSS
957733		0.41	4.8	NSS	NSS	NSS	NSS	NSS	NSS	NSS	NSS	NSS	NSS	NSS	NSS	NSS
957734		0.46	4.9	NSS	NSS	NSS	NSS	NSS	NSS	NSS	NSS	NSS	NSS	NSS	NSS	NSS
957735		0.51	4.9	NSS	NSS	NSS	NSS	NSS	NSS	NSS	NSS	NSS	NSS	NSS	NSS	NSS
957736		0.53	4.8	NSS	NSS	NSS	NSS	NSS	NSS	NSS	NSS	NSS	NSS	NSS	NSS	NSS
957737		0.45	4.9	NSS	NSS	NSS	NSS	NSS	NSS	NSS	NSS	NSS	NSS	NSS	NSS	NSS
957738		0.30	4.8	NSS	NSS	NSS	NSS	NSS	NSS	NSS	NSS	NSS	NSS	NSS	NSS	NSS
957739		0.33	5.0	NSS	NSS	NSS	NSS	NSS	NSS	NSS	NSS	NSS	NSS	NSS	NSS	NSS
957740		0.35	4.6	NSS	NSS	NSS	NSS	NSS	NSS	NSS	NSS	NSS	NSS	NSS	NSS	NSS
957741		0.30	5.1	NSS	NSS	NSS	NSS	NSS	NSS	NSS	NSS	NSS	NSS	NSS	NSS	NSS
957742		0.40	4.8	NSS	NSS	NSS	NSS	NSS	NSS	NSS	NSS	NSS	NSS	NSS	NSS	NSS
957743		0.36	4.9	NSS	NSS	NSS	NSS	NSS	NSS	NSS	NSS	NSS	NSS	NSS	NSS	NSS
957744		0.37	4.7	NSS	NSS	NSS	NSS	NSS	NSS	NSS	NSS	NSS	NSS	NSS	NSS	NSS
957745		0.38	5.7	NSS	NSS	NSS	NSS	NSS	NSS	NSS	NSS	NSS	NSS	NSS	NSS	NSS
957746		0.37	4.9	NSS	NSS	NSS	NSS	NSS	NSS	NSS	NSS	NSS	NSS	NSS	NSS	NSS
957747		0.34	4.9	NSS	NSS	NSS	NSS	NSS	NSS	NSS	NSS	NSS	NSS	NSS	NSS	NSS
957748		0.35	5.0	NSS	NSS	NSS	NSS	NSS	NSS	NSS	NSS	NSS	NSS	NSS	NSS	NSS
957749		0.34	5.9	NSS	NSS	NSS	NSS	NSS	NSS	NSS	NSS	NSS	NSS	NSS	NSS	NSS
957750		0.41	4.7	NSS	NSS	NSS	NSS	NSS	NSS	NSS	NSS	NSS	NSS	NSS	NSS	NSS
957763		0.37	5.1	NSS	NSS	NSS	NSS	NSS	NSS	NSS	NSS	NSS	NSS	NSS	NSS	NSS
957764		0.40	5.3	NSS	NSS	NSS	NSS	NSS	NSS	NSS	NSS	NSS	NSS	NSS	NSS	NSS
957765		0.39	5.0	NSS	NSS	NSS	NSS	NSS	NSS	NSS	NSS	NSS	NSS	NSS	NSS	NSS
957766		0.44	5.5	NSS	NSS	NSS	NSS	NSS	NSS	NSS	NSS	NSS	NSS	NSS	NSS	NSS

Commentaire: Always send INVCC to Debra Chapman. RD 9/9/2022.2023 price list

***** Voir la page d'annexe pour les commentaires en ce qui concerne ce certificat *****

ALS Canada Ltd.
2103 Dollarton Hwy
North Vancouver BC V7H 0A7
Téléphone: +1 604 984 0221 Télécopieur: +1 604 984 0218
www.alsglobal.com/geochemistry

À: FANCAMP EXPLORATION LTÉE
340, AVE VICTORIA
WESTMOUNT QC H3Z 2M8

Finalisée date: 5-JUIL-2024
Compte: FANCAM

Projet: Riley Brook

CERTIFICAT D'ANALYSE SD24157874

Description échantillon	Méthode élément unités LDI	AuME-ST44 Cs ppm 0.001	AuME-ST44 Cu ppm 0.01	AuME-ST44 Fe % 0.001	AuME-ST44 Ga ppm 0.004	AuME-ST44 Ge ppm 0.005	AuME-ST44 Hf ppm 0.002	AuME-ST44 Hg ppm 0.002	AuME-ST44 In ppm 0.005	AuME-ST44 K % 0.01	AuME-ST44 La ppm 0.002	AuME-ST44 Li ppm 0.1	AuME-ST44 Mg % 0.01	AuME-ST44 Mn ppm 0.1	AuME-ST44 Mo ppm 0.002	AuME-ST44 Na % 0.001
957699		1.695	16.25	2.54	5.26	0.045	0.036	0.053	0.024	0.06	15.80	18.9	0.63	294	0.368	0.006
957700		1.490	7.97	3.10	7.27	0.039	0.009	0.096	0.032	0.06	14.10	28.3	0.37	181.5	0.429	0.006
957717		2.04	22.8	3.82	7.05	0.029	0.194	0.134	0.039	0.03	7.32	26.3	0.86	331	0.356	0.006
957718		2.56	12.20	5.71	15.10	0.050	0.108	0.168	0.042	0.04	7.72	18.0	0.35	187.5	0.374	0.011
957719		2.23	14.45	3.90	8.66	0.042	0.035	0.123	0.037	0.05	14.25	22.6	0.59	349	0.464	0.041
957720		NSS	NSS	NSS	NSS	NSS	NSS	NSS	NSS	NSS	NSS	NSS	NSS	NSS	NSS	NSS
957721		NSS	NSS	NSS	NSS	NSS	NSS	NSS	NSS	NSS	NSS	NSS	NSS	NSS	NSS	NSS
957722		NSS	NSS	NSS	NSS	NSS	NSS	NSS	NSS	NSS	NSS	NSS	NSS	NSS	NSS	NSS
957723		NSS	NSS	NSS	NSS	NSS	NSS	NSS	NSS	NSS	NSS	NSS	NSS	NSS	NSS	NSS
957724		NSS	NSS	NSS	NSS	NSS	NSS	NSS	NSS	NSS	NSS	NSS	NSS	NSS	NSS	NSS
957725		NSS	NSS	NSS	NSS	NSS	NSS	NSS	NSS	NSS	NSS	NSS	NSS	NSS	NSS	NSS
957726		NSS	NSS	NSS	NSS	NSS	NSS	NSS	NSS	NSS	NSS	NSS	NSS	NSS	NSS	NSS
957727		NSS	NSS	NSS	NSS	NSS	NSS	NSS	NSS	NSS	NSS	NSS	NSS	NSS	NSS	NSS
957728		NSS	NSS	NSS	NSS	NSS	NSS	NSS	NSS	NSS	NSS	NSS	NSS	NSS	NSS	NSS
957729		NSS	NSS	NSS	NSS	NSS	NSS	NSS	NSS	NSS	NSS	NSS	NSS	NSS	NSS	NSS
957730		NSS	NSS	NSS	NSS	NSS	NSS	NSS	NSS	NSS	NSS	NSS	NSS	NSS	NSS	NSS
957731		NSS	NSS	NSS	NSS	NSS	NSS	NSS	NSS	NSS	NSS	NSS	NSS	NSS	NSS	NSS
957732		NSS	NSS	NSS	NSS	NSS	NSS	NSS	NSS	NSS	NSS	NSS	NSS	NSS	NSS	NSS
957733		NSS	NSS	NSS	NSS	NSS	NSS	NSS	NSS	NSS	NSS	NSS	NSS	NSS	NSS	NSS
957734		NSS	NSS	NSS	NSS	NSS	NSS	NSS	NSS	NSS	NSS	NSS	NSS	NSS	NSS	NSS
957735		NSS	NSS	NSS	NSS	NSS	NSS	NSS	NSS	NSS	NSS	NSS	NSS	NSS	NSS	NSS
957736		NSS	NSS	NSS	NSS	NSS	NSS	NSS	NSS	NSS	NSS	NSS	NSS	NSS	NSS	NSS
957737		NSS	NSS	NSS	NSS	NSS	NSS	NSS	NSS	NSS	NSS	NSS	NSS	NSS	NSS	NSS
957738		NSS	NSS	NSS	NSS	NSS	NSS	NSS	NSS	NSS	NSS	NSS	NSS	NSS	NSS	NSS
957739		NSS	NSS	NSS	NSS	NSS	NSS	NSS	NSS	NSS	NSS	NSS	NSS	NSS	NSS	NSS
957740		NSS	NSS	NSS	NSS	NSS	NSS	NSS	NSS	NSS	NSS	NSS	NSS	NSS	NSS	NSS
957741		NSS	NSS	NSS	NSS	NSS	NSS	NSS	NSS	NSS	NSS	NSS	NSS	NSS	NSS	NSS
957742		NSS	NSS	NSS	NSS	NSS	NSS	NSS	NSS	NSS	NSS	NSS	NSS	NSS	NSS	NSS
957743		NSS	NSS	NSS	NSS	NSS	NSS	NSS	NSS	NSS	NSS	NSS	NSS	NSS	NSS	NSS
957744		NSS	NSS	NSS	NSS	NSS	NSS	NSS	NSS	NSS	NSS	NSS	NSS	NSS	NSS	NSS
957745		NSS	NSS	NSS	NSS	NSS	NSS	NSS	NSS	NSS	NSS	NSS	NSS	NSS	NSS	NSS
957746		NSS	NSS	NSS	NSS	NSS	NSS	NSS	NSS	NSS	NSS	NSS	NSS	NSS	NSS	NSS
957747		NSS	NSS	NSS	NSS	NSS	NSS	NSS	NSS	NSS	NSS	NSS	NSS	NSS	NSS	NSS
957748		NSS	NSS	NSS	NSS	NSS	NSS	NSS	NSS	NSS	NSS	NSS	NSS	NSS	NSS	NSS
957749		NSS	NSS	NSS	NSS	NSS	NSS	NSS	NSS	NSS	NSS	NSS	NSS	NSS	NSS	NSS
957750		NSS	NSS	NSS	NSS	NSS	NSS	NSS	NSS	NSS	NSS	NSS	NSS	NSS	NSS	NSS
957763		NSS	NSS	NSS	NSS	NSS	NSS	NSS	NSS	NSS	NSS	NSS	NSS	NSS	NSS	NSS
957764		NSS	NSS	NSS	NSS	NSS	NSS	NSS	NSS	NSS	NSS	NSS	NSS	NSS	NSS	NSS
957765		NSS	NSS	NSS	NSS	NSS	NSS	NSS	NSS	NSS	NSS	NSS	NSS	NSS	NSS	NSS
957766		NSS	NSS	NSS	NSS	NSS	NSS	NSS	NSS	NSS	NSS	NSS	NSS	NSS	NSS	NSS

Commentaire: Always send INVCC to Debra Chapman. RD 9/9/2022.2023 price list

***** Voir la page d'annexe pour les commentaires en ce qui concerne ce certificat *****

ALS Canada Ltd.
2103 Dollarton Hwy
North Vancouver BC V7H 0A7
Téléphone: +1 604 984 0221 Télécopieur: +1 604 984 0218
www.alsglobal.com/geochemistry

À: FANCAMP EXPLORATION LTÉE
340, AVE VICTORIA
WESTMOUNT QC H3Z 2M8

Finalisée date: 5-JUIL-2024
Compte: FANCAM

Projet: Riley Brook

CERTIFICAT D'ANALYSE SD24157874

Description échantillon	Méthode élément unités LDI	AuME-ST44 Nb ppm 0.002	AuME-ST44 Ni ppm 0.02	AuME-ST44 P % 0.0005	AuME-ST44 Pb ppm 0.005	AuME-ST44 Pd ppm 0.001	AuME-ST44 Pt ppm 0.001	AuME-ST44 Rb ppm 0.005	AuME-ST44 Re ppm 0.0002	AuME-ST44 S % 0.002	AuME-ST44 Sb ppm 0.002	AuME-ST44 Sc ppm 0.005	AuME-ST44 Se ppm 0.002	AuME-ST44 Sn ppm 0.01	AuME-ST44 Sr ppm 0.01	AuME-ST44 Ta ppm 0.005
957699		0.822	43.5	0.0423	10.60	<0.001	<0.001	12.70	<0.0002	0.013	0.414	3.65	0.270	0.49	6.89	<0.005
957700		0.844	24.1	0.0719	9.92	<0.001	<0.001	20.9	<0.0002	0.033	0.357	2.07	0.383	0.83	5.53	<0.005
957717		2.31	50.3	0.0767	6.54	<0.001	<0.001	9.88	<0.0002	0.042	0.496	5.66	0.527	0.71	8.47	<0.005
957718		3.43	17.95	0.1435	10.75	0.001	<0.001	11.70	<0.0002	0.057	0.394	5.88	0.743	1.63	8.85	<0.005
957719		2.01	36.2	0.0930	9.89	<0.001	<0.001	13.95	<0.0002	0.071	0.371	4.66	0.592	1.02	10.30	<0.005
957720		NSS	NSS	NSS	NSS	NSS	NSS	NSS	NSS	NSS	NSS	NSS	NSS	NSS	NSS	NSS
957721		NSS	NSS	NSS	NSS	NSS	NSS	NSS	NSS	NSS	NSS	NSS	NSS	NSS	NSS	NSS
957722		NSS	NSS	NSS	NSS	NSS	NSS	NSS	NSS	NSS	NSS	NSS	NSS	NSS	NSS	NSS
957723		NSS	NSS	NSS	NSS	NSS	NSS	NSS	NSS	NSS	NSS	NSS	NSS	NSS	NSS	NSS
957724		NSS	NSS	NSS	NSS	NSS	NSS	NSS	NSS	NSS	NSS	NSS	NSS	NSS	NSS	NSS
957725		NSS	NSS	NSS	NSS	NSS	NSS	NSS	NSS	NSS	NSS	NSS	NSS	NSS	NSS	NSS
957726		NSS	NSS	NSS	NSS	NSS	NSS	NSS	NSS	NSS	NSS	NSS	NSS	NSS	NSS	NSS
957727		NSS	NSS	NSS	NSS	NSS	NSS	NSS	NSS	NSS	NSS	NSS	NSS	NSS	NSS	NSS
957728		NSS	NSS	NSS	NSS	NSS	NSS	NSS	NSS	NSS	NSS	NSS	NSS	NSS	NSS	NSS
957729		NSS	NSS	NSS	NSS	NSS	NSS	NSS	NSS	NSS	NSS	NSS	NSS	NSS	NSS	NSS
957730		NSS	NSS	NSS	NSS	NSS	NSS	NSS	NSS	NSS	NSS	NSS	NSS	NSS	NSS	NSS
957731		NSS	NSS	NSS	NSS	NSS	NSS	NSS	NSS	NSS	NSS	NSS	NSS	NSS	NSS	NSS
957732		NSS	NSS	NSS	NSS	NSS	NSS	NSS	NSS	NSS	NSS	NSS	NSS	NSS	NSS	NSS
957733		NSS	NSS	NSS	NSS	NSS	NSS	NSS	NSS	NSS	NSS	NSS	NSS	NSS	NSS	NSS
957734		NSS	NSS	NSS	NSS	NSS	NSS	NSS	NSS	NSS	NSS	NSS	NSS	NSS	NSS	NSS
957735		NSS	NSS	NSS	NSS	NSS	NSS	NSS	NSS	NSS	NSS	NSS	NSS	NSS	NSS	NSS
957736		NSS	NSS	NSS	NSS	NSS	NSS	NSS	NSS	NSS	NSS	NSS	NSS	NSS	NSS	NSS
957737		NSS	NSS	NSS	NSS	NSS	NSS	NSS	NSS	NSS	NSS	NSS	NSS	NSS	NSS	NSS
957738		NSS	NSS	NSS	NSS	NSS	NSS	NSS	NSS	NSS	NSS	NSS	NSS	NSS	NSS	NSS
957739		NSS	NSS	NSS	NSS	NSS	NSS	NSS	NSS	NSS	NSS	NSS	NSS	NSS	NSS	NSS
957740		NSS	NSS	NSS	NSS	NSS	NSS	NSS	NSS	NSS	NSS	NSS	NSS	NSS	NSS	NSS
957741		NSS	NSS	NSS	NSS	NSS	NSS	NSS	NSS	NSS	NSS	NSS	NSS	NSS	NSS	NSS
957742		NSS	NSS	NSS	NSS	NSS	NSS	NSS	NSS	NSS	NSS	NSS	NSS	NSS	NSS	NSS
957743		NSS	NSS	NSS	NSS	NSS	NSS	NSS	NSS	NSS	NSS	NSS	NSS	NSS	NSS	NSS
957744		NSS	NSS	NSS	NSS	NSS	NSS	NSS	NSS	NSS	NSS	NSS	NSS	NSS	NSS	NSS
957745		NSS	NSS	NSS	NSS	NSS	NSS	NSS	NSS	NSS	NSS	NSS	NSS	NSS	NSS	NSS
957746		NSS	NSS	NSS	NSS	NSS	NSS	NSS	NSS	NSS	NSS	NSS	NSS	NSS	NSS	NSS
957747		NSS	NSS	NSS	NSS	NSS	NSS	NSS	NSS	NSS	NSS	NSS	NSS	NSS	NSS	NSS
957748		NSS	NSS	NSS	NSS	NSS	NSS	NSS	NSS	NSS	NSS	NSS	NSS	NSS	NSS	NSS
957749		NSS	NSS	NSS	NSS	NSS	NSS	NSS	NSS	NSS	NSS	NSS	NSS	NSS	NSS	NSS
957750		NSS	NSS	NSS	NSS	NSS	NSS	NSS	NSS	NSS	NSS	NSS	NSS	NSS	NSS	NSS
957763		NSS	NSS	NSS	NSS	NSS	NSS	NSS	NSS	NSS	NSS	NSS	NSS	NSS	NSS	NSS
957764		NSS	NSS	NSS	NSS	NSS	NSS	NSS	NSS	NSS	NSS	NSS	NSS	NSS	NSS	NSS
957765		NSS	NSS	NSS	NSS	NSS	NSS	NSS	NSS	NSS	NSS	NSS	NSS	NSS	NSS	NSS
957766		NSS	NSS	NSS	NSS	NSS	NSS	NSS	NSS	NSS	NSS	NSS	NSS	NSS	NSS	NSS

Commentaire: Always send INVCC to Debra Chapman. RD 9/9/2022.2023 price list

***** Voir la page d'annexe pour les commentaires en ce qui concerne ce certificat *****

ALS Canada Ltd.
2103 Dollarton Hwy
North Vancouver BC V7H 0A7
Téléphone: +1 604 984 0221 Télécopieur: +1 604 984 0218
www.alsglobal.com/geochemistry

À: FANCAMP EXPLORATION LTÉE
340, AVE VICTORIA
WESTMOUNT QC H3Z 2M8

Finalisée date: 5-JUIL-2024
Compte: FANCAM

Projet: Riley Brook

CERTIFICAT D'ANALYSE SD24157874

Description échantillon	Méthode élément unités LDI	AuME-ST44 Te ppm 0.001	AuME-ST44 Th ppm 0.0005	AuME-ST44 Ti % 0.0001	AuME-ST44 Tl ppm 0.0005	AuME-ST44 U ppm 0.0005	AuME-ST44 V ppm 0.05	AuME-ST44 W ppm 0.001	AuME-ST44 Y ppm 0.001	AuME-ST44 Zn ppm 0.1	AuME-ST44 Zr ppm 0.01
957699		0.015	3.13	0.0757	0.0846	0.654	42.6	0.043	5.89	53.5	1.98
957700		0.014	0.768	0.0366	0.1370	0.638	39.9	0.061	4.12	68.6	0.45
957717		0.015	1.895	0.1565	0.1915	0.540	69.7	0.055	4.99	75.6	8.90
957718		0.027	1.785	0.302	0.1595	0.571	137.5	0.055	5.03	36.4	5.44
957719		0.018	1.285	0.1255	0.1300	0.657	69.6	0.079	9.18	62.0	1.98
957720		NSS	NSS	NSS	NSS	NSS	NSS	NSS	NSS	NSS	NSS
957721		NSS	NSS	NSS	NSS	NSS	NSS	NSS	NSS	NSS	NSS
957722		NSS	NSS	NSS	NSS	NSS	NSS	NSS	NSS	NSS	NSS
957723		NSS	NSS	NSS	NSS	NSS	NSS	NSS	NSS	NSS	NSS
957724		NSS	NSS	NSS	NSS	NSS	NSS	NSS	NSS	NSS	NSS
957725		NSS	NSS	NSS	NSS	NSS	NSS	NSS	NSS	NSS	NSS
957726		NSS	NSS	NSS	NSS	NSS	NSS	NSS	NSS	NSS	NSS
957727		NSS	NSS	NSS	NSS	NSS	NSS	NSS	NSS	NSS	NSS
957728		NSS	NSS	NSS	NSS	NSS	NSS	NSS	NSS	NSS	NSS
957729		NSS	NSS	NSS	NSS	NSS	NSS	NSS	NSS	NSS	NSS
957730		NSS	NSS	NSS	NSS	NSS	NSS	NSS	NSS	NSS	NSS
957731		NSS	NSS	NSS	NSS	NSS	NSS	NSS	NSS	NSS	NSS
957732		NSS	NSS	NSS	NSS	NSS	NSS	NSS	NSS	NSS	NSS
957733		NSS	NSS	NSS	NSS	NSS	NSS	NSS	NSS	NSS	NSS
957734		NSS	NSS	NSS	NSS	NSS	NSS	NSS	NSS	NSS	NSS
957735		NSS	NSS	NSS	NSS	NSS	NSS	NSS	NSS	NSS	NSS
957736		NSS	NSS	NSS	NSS	NSS	NSS	NSS	NSS	NSS	NSS
957737		NSS	NSS	NSS	NSS	NSS	NSS	NSS	NSS	NSS	NSS
957738		NSS	NSS	NSS	NSS	NSS	NSS	NSS	NSS	NSS	NSS
957739		NSS	NSS	NSS	NSS	NSS	NSS	NSS	NSS	NSS	NSS
957740		NSS	NSS	NSS	NSS	NSS	NSS	NSS	NSS	NSS	NSS
957741		NSS	NSS	NSS	NSS	NSS	NSS	NSS	NSS	NSS	NSS
957742		NSS	NSS	NSS	NSS	NSS	NSS	NSS	NSS	NSS	NSS
957743		NSS	NSS	NSS	NSS	NSS	NSS	NSS	NSS	NSS	NSS
957744		NSS	NSS	NSS	NSS	NSS	NSS	NSS	NSS	NSS	NSS
957745		NSS	NSS	NSS	NSS	NSS	NSS	NSS	NSS	NSS	NSS
957746		NSS	NSS	NSS	NSS	NSS	NSS	NSS	NSS	NSS	NSS
957747		NSS	NSS	NSS	NSS	NSS	NSS	NSS	NSS	NSS	NSS
957748		NSS	NSS	NSS	NSS	NSS	NSS	NSS	NSS	NSS	NSS
957749		NSS	NSS	NSS	NSS	NSS	NSS	NSS	NSS	NSS	NSS
957750		NSS	NSS	NSS	NSS	NSS	NSS	NSS	NSS	NSS	NSS
957763		NSS	NSS	NSS	NSS	NSS	NSS	NSS	NSS	NSS	NSS
957764		NSS	NSS	NSS	NSS	NSS	NSS	NSS	NSS	NSS	NSS
957765		NSS	NSS	NSS	NSS	NSS	NSS	NSS	NSS	NSS	NSS
957766		NSS	NSS	NSS	NSS	NSS	NSS	NSS	NSS	NSS	NSS

Commentaire: Always send INVCC to Debra Chapman. RD 9/9/2022.2023 price list

***** Voir la page d'annexe pour les commentaires en ce qui concerne ce certificat *****

ALS Canada Ltd.
2103 Dollarton Hwy
North Vancouver BC V7H 0A7
Téléphone: +1 604 984 0221 Télécopieur: +1 604 984 0218
www.alsglobal.com/geochemistry

À: FANCAMP EXPLORATION LTÉE
340, AVE VICTORIA
WESTMOUNT QC H3Z 2M8

Finalisée date: 5-JUIL-2024
Compte: FANCAM

Projet: Riley Brook

CERTIFICAT D'ANALYSE SD24157874

Description échantillon	Méthode élément unités LDI	WEI-21 Poids reçu kg 0.02	OA-ELE07 pH Unity 0.1	AuME-ST44 Au ppm 0.0001	AuME-ST44 Ag ppm 0.001	AuME-ST44 Al % 0.01	AuME-ST44 As ppm 0.01	AuME-ST44 B ppm 2	AuME-ST44 Ba ppm 0.05	AuME-ST44 Be ppm 0.005	AuME-ST44 Bi ppm 0.0005	AuME-ST44 Ca % 0.01	AuME-ST44 Cd ppm 0.001	AuME-ST44 Ce ppm 0.001	AuME-ST44 Co ppm 0.001	AuME-ST44 Cr ppm 0.01
957767		0.47	5.0	NSS	NSS	NSS	NSS	NSS	NSS	NSS	NSS	NSS	NSS	NSS	NSS	NSS
957768		0.36	4.7	NSS	NSS	NSS	NSS	NSS	NSS	NSS	NSS	NSS	NSS	NSS	NSS	NSS
957769		0.44	5.1	0.0002	0.087	3.67	3.43	2	40.7	0.570	0.0918	0.12	0.180	26.0	8.49	67.6
957770		0.58	5.0	0.0014	0.024	2.59	5.44	2	32.7	0.481	0.0580	0.16	0.098	28.4	13.60	67.6
957771		0.50	5.3	0.0039	0.021	3.51	7.69	2	29.8	0.988	0.1070	0.10	0.058	57.1	13.70	56.6
957772		0.41	NSS	NSS	NSS	NSS	NSS	NSS	NSS	NSS	NSS	NSS	NSS	NSS	NSS	NSS
957773		0.29	5.0	NSS	NSS	NSS	NSS	NSS	NSS	NSS	NSS	NSS	NSS	NSS	NSS	NSS
957774		0.49	5.2	0.0002	0.019	2.79	4.60	2	38.2	0.630	0.0855	0.14	0.058	41.0	10.30	57.5
957775		0.39	5.9	NSS	NSS	NSS	NSS	NSS	NSS	NSS	NSS	NSS	NSS	NSS	NSS	NSS
957776		0.40	4.8	0.0001	0.063	2.66	5.62	2	54.6	0.522	0.1385	0.12	0.149	30.3	6.92	70.2
957777		0.49	5.1	0.0005	0.022	3.08	5.77	2	32.5	0.603	0.0948	0.10	0.108	33.1	10.20	64.6
957778		0.14	NSS	NSS	NSS	NSS	NSS	NSS	NSS	NSS	NSS	NSS	NSS	NSS	NSS	NSS
957779		0.43	4.4	NSS	NSS	NSS	NSS	NSS	NSS	NSS	NSS	NSS	NSS	NSS	NSS	NSS
957780		0.41	5.1	NSS	NSS	NSS	NSS	NSS	NSS	NSS	NSS	NSS	NSS	NSS	NSS	NSS
957781		0.30	4.7	NSS	NSS	NSS	NSS	NSS	NSS	NSS	NSS	NSS	NSS	NSS	NSS	NSS
957782		0.29	4.8	0.0005	0.145	4.10	5.87	2	38.6	1.475	0.234	0.04	0.339	93.8	4.51	31.2
957783		0.46	4.9	0.0001	0.046	3.21	3.96	2	35.6	0.516	0.0921	0.11	0.083	22.7	8.37	75.2
957784		0.49	4.8	0.0006	0.068	2.89	3.49	<2	20.2	0.384	0.0878	0.13	0.096	23.0	6.01	70.4
957785		0.49	5.0	0.0001	0.114	3.34	4.82	2	39.8	0.568	0.0652	0.13	0.109	25.1	11.65	72.5
957786		0.56	6.0	0.0005	0.067	2.49	3.84	2	50.0	0.615	0.0571	0.32	0.097	44.8	16.00	92.0
957787		0.44	5.9	<0.0001	0.065	2.54	9.10	2	52.0	0.765	0.0858	0.48	0.184	43.5	16.00	76.1
957788		0.52	4.8	0.0005	0.029	2.64	6.35	2	25.7	0.527	0.0869	0.13	0.078	31.0	11.85	70.0
957789		0.49	4.9	0.0006	0.068	2.55	6.45	<2	56.5	0.588	0.0885	0.09	0.134	34.2	8.27	49.4
957790		0.52	5.2	0.0003	0.148	3.23	4.61	2	55.2	0.569	0.0774	0.12	0.164	34.5	11.20	56.7
957791		0.47	5.0	0.0004	0.083	2.66	6.66	2	38.0	0.557	0.0975	0.10	0.103	39.7	9.40	50.1
957792		0.49	5.9	0.0004	0.012	1.90	3.56	<2	34.7	0.375	0.0772	0.23	0.064	29.5	13.30	66.5
957793		0.39	5.4	0.0008	0.041	2.09	4.21	<2	57.4	0.416	0.0969	0.32	0.078	32.0	11.70	65.7
957794		0.51	5.5	0.0003	0.049	2.47	4.77	2	42.8	0.561	0.0932	0.24	0.099	35.6	12.95	66.9
957795		0.44	4.9	NSS	NSS	NSS	NSS	NSS	NSS	NSS	NSS	NSS	NSS	NSS	NSS	NSS
957796		0.61	5.8	0.0003	0.018	1.83	5.94	<2	55.8	1.320	0.0939	0.25	0.102	62.1	11.60	52.6
957797		0.57	5.4	0.0003	0.040	2.39	8.57	<2	54.6	0.813	0.1190	0.22	0.101	56.5	12.10	61.5
957798		0.47	4.9	0.0001	0.128	4.40	6.65	<2	37.5	0.764	0.1370	0.08	0.099	27.7	8.66	97.2
957799		0.41	5.1	0.0004	0.095	4.38	4.80	2	38.5	0.545	0.0808	0.08	0.130	20.1	8.77	72.5
957800		0.41	5.1	0.0001	0.083	2.53	4.31	2	44.7	0.661	0.1070	0.18	0.144	26.9	6.90	58.5
957801		0.41	4.6	NSS	NSS	NSS	NSS	NSS	NSS	NSS	NSS	NSS	NSS	NSS	NSS	NSS
957802		0.49	4.9	0.0006	0.064	3.31	5.20	2	30.6	1.175	0.1110	0.04	0.150	51.5	6.23	39.9
957803		0.46	4.6	NSS	NSS	NSS	NSS	NSS	NSS	NSS	NSS	NSS	NSS	NSS	NSS	NSS
957804		0.30	4.5	NSS	NSS	NSS	NSS	NSS	NSS	NSS	NSS	NSS	NSS	NSS	NSS	NSS
957805		0.53	4.8	0.0007	0.032	4.25	8.37	2	35.6	2.15	0.214	0.04	0.173	85.3	6.66	37.3
957806		0.41	4.7	NSS	NSS	NSS	NSS	NSS	NSS	NSS	NSS	NSS	NSS	NSS	NSS	NSS

Commentaire: Always send INVCC to Debra Chapman. RD 9/9/2022.2023 price list

***** Voir la page d'annexe pour les commentaires en ce qui concerne ce certificat *****

ALS Canada Ltd.
2103 Dollarton Hwy
North Vancouver BC V7H 0A7
Téléphone: +1 604 984 0221 Télécopieur: +1 604 984 0218
www.alsglobal.com/geochemistry

À: FANCAMP EXPLORATION LTÉE
340, AVE VICTORIA
WESTMOUNT QC H3Z 2M8

Finalisée date: 5-JUIL-2024
Compte: FANCAM

Projet: Riley Brook

CERTIFICAT D'ANALYSE SD24157874

Description échantillon	Méthode élément unités LDI	AuME-ST44 Cs ppm 0.001	AuME-ST44 Cu ppm 0.01	AuME-ST44 Fe % 0.001	AuME-ST44 Ga ppm 0.004	AuME-ST44 Ge ppm 0.005	AuME-ST44 Hf ppm 0.002	AuME-ST44 Hg ppm 0.002	AuME-ST44 In ppm 0.005	AuME-ST44 K % 0.01	AuME-ST44 La ppm 0.002	AuME-ST44 Li ppm 0.1	AuME-ST44 Mg % 0.01	AuME-ST44 Mn ppm 0.1	AuME-ST44 Mo ppm 0.002	AuME-ST44 Na % 0.001
957767		NSS	NSS	NSS	NSS	NSS	NSS	NSS	NSS	NSS	NSS	NSS	NSS	NSS	NSS	NSS
957768		NSS	NSS	NSS	NSS	NSS	NSS	NSS	NSS	NSS	NSS	NSS	NSS	NSS	NSS	NSS
957769		2.05	11.10	2.74	8.69	0.048	0.079	0.144	0.030	0.05	10.90	22.6	0.49	186.0	0.295	0.005
957770		1.355	17.70	2.63	6.40	0.040	0.047	0.047	0.025	0.04	9.79	16.0	0.90	251	0.221	0.005
957771		2.00	15.95	3.83	7.61	0.060	0.121	0.069	0.041	0.05	16.00	29.5	0.72	266	0.561	0.004
957772		NSS	NSS	NSS	NSS	NSS	NSS	NSS	NSS	NSS	NSS	NSS	NSS	NSS	NSS	NSS
957773		NSS	NSS	NSS	NSS	NSS	NSS	NSS	NSS	NSS	NSS	NSS	NSS	NSS	NSS	NSS
957774		2.16	14.80	2.61	7.27	0.056	0.027	0.038	0.024	0.05	15.90	20.4	0.79	274	0.392	0.004
957775		NSS	NSS	NSS	NSS	NSS	NSS	NSS	NSS	NSS	NSS	NSS	NSS	NSS	NSS	NSS
957776		1.835	11.75	5.15	11.60	0.060	0.031	0.072	0.049	0.05	11.25	29.3	0.48	345	0.386	0.006
957777		1.470	18.65	2.63	6.21	0.051	0.065	0.091	0.031	0.04	11.80	18.0	0.70	316	0.371	0.003
957778		NSS	NSS	NSS	NSS	NSS	NSS	NSS	NSS	NSS	NSS	NSS	NSS	NSS	NSS	NSS
957779		NSS	NSS	NSS	NSS	NSS	NSS	NSS	NSS	NSS	NSS	NSS	NSS	NSS	NSS	NSS
957780		NSS	NSS	NSS	NSS	NSS	NSS	NSS	NSS	NSS	NSS	NSS	NSS	NSS	NSS	NSS
957781		NSS	NSS	NSS	NSS	NSS	NSS	NSS	NSS	NSS	NSS	NSS	NSS	NSS	NSS	NSS
957782		4.69	13.50	2.99	13.05	0.085	0.319	0.288	0.068	0.10	21.2	27.1	0.35	247	0.789	0.008
957783		1.615	13.45	3.21	8.48	0.060	0.071	0.121	0.037	0.05	9.37	23.1	0.65	201	0.399	0.006
957784		1.215	10.90	4.00	11.10	0.071	0.054	0.119	0.037	0.06	9.93	16.8	0.30	128.5	0.380	0.008
957785		1.585	15.90	2.99	5.98	0.047	0.039	0.080	0.028	0.05	8.79	21.8	0.69	207	0.453	0.005
957786		7.62	23.2	2.76	6.18	0.085	0.028	0.051	0.020	0.05	13.60	20.0	0.87	544	0.272	0.006
957787		3.81	19.10	3.37	7.85	0.073	0.017	0.029	0.024	0.09	15.65	25.6	0.97	924	0.803	0.009
957788		1.565	19.30	3.60	6.79	0.051	0.042	0.079	0.033	0.06	10.65	23.9	0.76	304	0.579	0.005
957789		1.780	14.80	2.41	6.70	0.043	0.034	0.084	0.027	0.04	12.55	22.7	0.58	198.0	0.433	0.003
957790		1.535	14.25	2.73	6.49	0.055	0.018	0.081	0.024	0.07	14.00	22.1	0.63	267	0.462	0.005
957791		1.925	13.70	3.52	7.40	0.066	0.014	0.061	0.024	0.07	15.40	29.0	0.63	220	0.873	0.005
957792		1.480	13.90	2.60	6.34	0.054	0.063	0.013	0.019	0.04	14.00	19.9	1.04	376	0.279	0.005
957793		2.15	10.45	2.43	7.64	0.055	0.010	0.028	0.019	0.08	13.00	21.0	0.83	473	0.654	0.005
957794		1.425	17.45	3.09	7.83	0.053	0.026	0.054	0.029	0.06	12.80	20.5	0.85	422	0.708	0.004
957795		NSS	NSS	NSS	NSS	NSS	NSS	NSS	NSS	NSS	NSS	NSS	NSS	NSS	NSS	NSS
957796		1.630	15.10	2.50	5.61	0.116	0.022	0.026	0.018	0.07	30.2	18.6	0.75	508	0.670	0.004
957797		3.00	17.10	3.34	8.07	0.073	0.014	0.028	0.025	0.09	16.40	25.2	0.83	410	0.512	0.006
957798		3.00	16.20	5.92	10.70	0.076	0.035	0.164	0.044	0.07	10.95	36.1	0.62	248	0.542	0.006
957799		2.90	14.95	2.93	7.72	0.050	0.065	0.142	0.027	0.06	9.16	25.6	0.63	226	0.377	0.005
957800		2.28	11.35	3.76	10.30	0.066	0.027	0.080	0.036	0.07	12.80	22.2	0.47	234	0.420	0.005
957801		NSS	NSS	NSS	NSS	NSS	NSS	NSS	NSS	NSS	NSS	NSS	NSS	NSS	NSS	NSS
957802		1.945	10.85	2.81	6.34	0.060	0.217	0.131	0.039	0.07	20.3	30.9	0.40	145.5	0.460	0.004
957803		NSS	NSS	NSS	NSS	NSS	NSS	NSS	NSS	NSS	NSS	NSS	NSS	NSS	NSS	NSS
957804		NSS	NSS	NSS	NSS	NSS	NSS	NSS	NSS	NSS	NSS	NSS	NSS	NSS	NSS	NSS
957805		1.660	10.90	2.98	11.50	0.101	0.693	0.141	0.047	0.08	29.8	17.4	0.31	334	0.516	0.005
957806		NSS	NSS	NSS	NSS	NSS	NSS	NSS	NSS	NSS	NSS	NSS	NSS	NSS	NSS	NSS

Commentaire: Always send INVCC to Debra Chapman. RD 9/9/2022.2023 price list

***** Voir la page d'annexe pour les commentaires en ce qui concerne ce certificat *****

ALS Canada Ltd.
2103 Dollarton Hwy
North Vancouver BC V7H 0A7
Téléphone: +1 604 984 0221 Télécopieur: +1 604 984 0218
www.alsglobal.com/geochemistry

À: FANCAMP EXPLORATION LTÉE
340, AVE VICTORIA
WESTMOUNT QC H3Z 2M8

Finalisée date: 5-JUIL-2024
Compte: FANCAM

Projet: Riley Brook

CERTIFICAT D'ANALYSE SD24157874

Description échantillon	Méthode élément unités LDI	AuME-ST44 Nb ppm 0.002	AuME-ST44 Ni ppm 0.02	AuME-ST44 P % 0.0005	AuME-ST44 Pb ppm 0.005	AuME-ST44 Pd ppm 0.001	AuME-ST44 Pt ppm 0.001	AuME-ST44 Rb ppm 0.005	AuME-ST44 Re ppm 0.0002	AuME-ST44 S % 0.002	AuME-ST44 Sb ppm 0.002	AuME-ST44 Sc ppm 0.005	AuME-ST44 Se ppm 0.002	AuME-ST44 Sn ppm 0.01	AuME-ST44 Sr ppm 0.01	AuME-ST44 Ta ppm 0.005
957767		NSS	NSS	NSS	NSS	NSS	NSS	NSS	NSS	NSS	NSS	NSS	NSS	NSS	NSS	NSS
957768		NSS	NSS	NSS	NSS	NSS	NSS	NSS	NSS	NSS	NSS	NSS	NSS	NSS	NSS	NSS
957769		1.545	35.6	0.0687	5.03	<0.001	0.002	11.85	0.0003	0.027	0.203	4.29	0.551	0.82	7.58	<0.005
957770		0.924	43.2	0.0377	5.91	0.001	0.001	7.22	<0.0002	0.009	0.241	4.45	0.246	0.55	8.32	<0.005
957771		1.835	42.8	0.0469	10.60	<0.001	0.001	11.70	<0.0002	0.024	0.331	4.16	0.447	0.70	6.72	<0.005
957772		NSS	NSS	NSS	NSS	NSS	NSS	NSS	NSS	NSS	NSS	NSS	NSS	NSS	NSS	NSS
957773		NSS	NSS	NSS	NSS	NSS	NSS	NSS	NSS	NSS	NSS	NSS	NSS	NSS	NSS	NSS
957774		0.869	39.5	0.0219	7.40	<0.001	0.001	13.00	0.0002	0.010	0.253	4.11	0.212	0.66	8.52	<0.005
957775		NSS	NSS	NSS	NSS	NSS	NSS	NSS	NSS	NSS	NSS	NSS	NSS	NSS	NSS	NSS
957776		1.855	24.5	0.0901	8.80	0.001	0.002	16.90	0.0005	0.033	0.251	4.26	0.475	1.06	7.29	<0.005
957777		1.260	38.9	0.0351	9.09	<0.001	0.001	8.89	0.0003	0.017	0.271	4.70	0.401	0.63	6.50	<0.005
957778		NSS	NSS	NSS	NSS	NSS	NSS	NSS	NSS	NSS	NSS	NSS	NSS	NSS	NSS	NSS
957779		NSS	NSS	NSS	NSS	NSS	NSS	NSS	NSS	NSS	NSS	NSS	NSS	NSS	NSS	NSS
957780		NSS	NSS	NSS	NSS	NSS	NSS	NSS	NSS	NSS	NSS	NSS	NSS	NSS	NSS	NSS
957781		NSS	NSS	NSS	NSS	NSS	NSS	NSS	NSS	NSS	NSS	NSS	NSS	NSS	NSS	NSS
957782		1.315	18.65	0.1095	25.5	<0.001	0.004	17.05	<0.0002	0.051	0.301	2.40	1.050	1.05	3.68	<0.005
957783		1.755	33.7	0.0456	6.54	0.001	0.002	11.40	<0.0002	0.029	0.206	5.46	0.510	0.75	7.89	<0.005
957784		2.45	17.50	0.0757	6.72	<0.001	0.004	6.18	0.0003	0.030	0.230	4.94	0.491	1.05	11.00	<0.005
957785		1.305	45.3	0.0531	5.41	<0.001	0.002	9.79	<0.0002	0.028	0.243	4.15	0.335	0.48	9.74	<0.005
957786		0.609	48.7	0.0315	6.43	<0.001	0.002	8.21	0.0004	0.012	0.238	12.60	0.243	0.41	17.80	<0.005
957787		0.857	46.5	0.0422	8.92	0.002	0.004	17.65	0.0003	0.019	0.436	6.00	0.291	0.57	22.7	<0.005
957788		1.355	45.3	0.0408	7.03	<0.001	0.002	9.66	<0.0002	0.020	0.317	4.49	0.391	0.46	8.15	<0.005
957789		0.848	34.2	0.0388	7.29	<0.001	0.001	12.55	<0.0002	0.016	0.297	2.93	0.259	0.59	6.27	<0.005
957790		0.918	40.6	0.0504	5.78	<0.001	0.003	14.55	0.0003	0.025	0.201	3.13	0.371	0.55	8.80	<0.005
957791		0.926	37.3	0.0494	8.06	<0.001	0.002	13.40	0.0003	0.019	0.251	3.21	0.338	0.50	7.14	<0.005
957792		0.207	48.2	0.0185	7.17	<0.001	0.001	5.72	<0.0002	<0.002	0.171	5.03	0.055	0.43	13.50	<0.005
957793		0.329	40.3	0.0396	7.17	0.001	0.002	18.50	0.0005	0.012	0.163	5.04	0.116	0.57	16.75	<0.005
957794		0.728	45.5	0.0406	9.27	<0.001	0.001	10.60	0.0005	0.015	0.227	4.87	0.234	0.62	11.35	<0.005
957795		NSS	NSS	NSS	NSS	NSS	NSS	NSS	NSS	NSS	NSS	NSS	NSS	NSS	NSS	NSS
957796		0.516	42.8	0.0343	11.05	<0.001	0.002	8.78	0.0006	0.005	0.367	4.79	0.140	0.41	10.30	<0.005
957797		0.653	46.8	0.0508	11.05	<0.001	0.002	14.35	<0.0002	0.011	0.393	4.10	0.198	0.58	11.70	<0.005
957798		2.37	36.2	0.1135	8.15	<0.001	0.003	15.65	0.0009	0.049	0.238	5.93	0.734	0.85	5.26	<0.005
957799		1.635	36.8	0.0758	5.25	<0.001	0.003	13.55	0.0005	0.040	0.187	5.96	0.559	0.61	5.61	<0.005
957800		1.490	26.3	0.0591	6.13	<0.001	0.002	14.45	0.0003	0.030	0.212	4.22	0.302	0.83	10.80	<0.005
957801		NSS	NSS	NSS	NSS	NSS	NSS	NSS	NSS	NSS	NSS	NSS	NSS	NSS	NSS	NSS
957802		1.090	30.3	0.0744	11.90	<0.001	0.002	14.35	0.0010	0.027	0.351	2.66	0.563	0.77	3.29	<0.005
957803		NSS	NSS	NSS	NSS	NSS	NSS	NSS	NSS	NSS	NSS	NSS	NSS	NSS	NSS	NSS
957804		NSS	NSS	NSS	NSS	NSS	NSS	NSS	NSS	NSS	NSS	NSS	NSS	NSS	NSS	NSS
957805		2.14	24.5	0.1045	15.20	0.001	0.001	19.05	0.0004	0.042	0.345	2.87	0.868	1.21	2.78	<0.005
957806		NSS	NSS	NSS	NSS	NSS	NSS	NSS	NSS	NSS	NSS	NSS	NSS	NSS	NSS	NSS

Commentaire: Always send INVCC to Debra Chapman. RD 9/9/2022.2023 price list

***** Voir la page d'annexe pour les commentaires en ce qui concerne ce certificat *****

ALS Canada Ltd.
2103 Dollarton Hwy
North Vancouver BC V7H 0A7
Téléphone: +1 604 984 0221 Télécopieur: +1 604 984 0218
www.alsglobal.com/geochemistry

À: FANCAMP EXPLORATION LTÉE
340, AVE VICTORIA
WESTMOUNT QC H3Z 2M8

Finalisée date: 5-JUIL-2024
Compte: FANCAM

Projet: Riley Brook

CERTIFICAT D'ANALYSE SD24157874

Description échantillon	Méthode élément unités LDI	AuME-ST44 Te ppm 0.001	AuME-ST44 Th ppm 0.0005	AuME-ST44 Ti % 0.0001	AuME-ST44 Tl ppm 0.0005	AuME-ST44 U ppm 0.0005	AuME-ST44 V ppm 0.05	AuME-ST44 W ppm 0.001	AuME-ST44 Y ppm 0.001	AuME-ST44 Zn ppm 0.1	AuME-ST44 Zr ppm 0.01
957767		NSS	NSS	NSS	NSS	NSS	NSS	NSS	NSS	NSS	NSS
957768		NSS	NSS	NSS	NSS	NSS	NSS	NSS	NSS	NSS	NSS
957769		0.008	1.775	0.0796	0.1185	0.471	55.0	0.078	4.35	67.3	2.46
957770		0.010	2.41	0.1220	0.0557	0.430	57.9	0.061	5.40	41.3	2.64
957771		0.010	1.925	0.0938	0.1210	0.735	57.1	0.090	8.28	47.7	6.29
957772		NSS	NSS	NSS	NSS	NSS	NSS	NSS	NSS	NSS	NSS
957773		NSS	NSS	NSS	NSS	NSS	NSS	NSS	NSS	NSS	NSS
957774		0.009	1.945	0.0759	0.1240	0.574	50.9	0.037	6.93	42.9	1.80
957775		NSS	NSS	NSS	NSS	NSS	NSS	NSS	NSS	NSS	NSS
957776		0.015	1.715	0.1695	0.1300	0.585	93.5	0.082	4.91	60.6	2.03
957777		0.010	2.21	0.1410	0.1055	0.601	55.2	0.072	5.86	49.7	3.72
957778		NSS	NSS	NSS	NSS	NSS	NSS	NSS	NSS	NSS	NSS
957779		NSS	NSS	NSS	NSS	NSS	NSS	NSS	NSS	NSS	NSS
957780		NSS	NSS	NSS	NSS	NSS	NSS	NSS	NSS	NSS	NSS
957781		NSS	NSS	NSS	NSS	NSS	NSS	NSS	NSS	NSS	NSS
957782		0.016	2.99	0.0222	0.203	1.325	27.6	0.309	8.06	114.5	8.93
957783		0.011	1.755	0.200	0.1030	0.615	67.4	0.068	6.02	51.8	3.70
957784		0.012	1.770	0.383	0.0864	0.505	111.0	0.059	4.13	27.0	3.33
957785		0.009	1.340	0.1355	0.0791	0.518	55.1	0.062	5.24	53.3	2.57
957786		0.009	1.745	0.1185	0.0826	0.610	59.9	0.046	20.2	42.5	1.66
957787		0.014	1.565	0.1465	0.1130	1.090	68.5	0.086	14.50	58.7	1.05
957788		0.014	1.625	0.1310	0.0714	0.659	54.7	0.064	6.25	42.3	2.69
957789		0.012	1.245	0.0431	0.1160	0.605	44.4	0.027	4.13	69.8	1.27
957790		0.011	1.305	0.0737	0.0947	0.519	47.0	0.051	4.64	52.5	1.06
957791		0.014	1.345	0.0549	0.0925	0.666	45.4	0.049	7.04	43.2	0.69
957792		0.006	3.19	0.1265	0.0476	0.518	51.4	0.015	6.22	45.0	3.66
957793		0.007	0.936	0.0755	0.0848	0.649	57.1	0.022	7.07	50.4	0.47
957794		0.010	1.915	0.1050	0.0731	0.650	64.7	0.018	9.18	52.4	1.84
957795		NSS	NSS	NSS	NSS	NSS	NSS	NSS	NSS	NSS	NSS
957796		0.015	2.41	0.0837	0.0596	1.810	39.6	0.054	23.4	45.8	1.12
957797		0.013	1.690	0.0761	0.0946	0.862	53.3	0.056	13.40	61.1	0.72
957798		0.017	1.250	0.1560	0.1570	0.809	88.5	0.085	9.34	67.7	2.30
957799		0.009	1.690	0.1280	0.1380	0.594	50.1	0.084	6.88	59.9	2.86
957800		0.015	1.055	0.1560	0.0994	0.525	78.7	0.041	12.90	49.4	1.50
957801		NSS	NSS	NSS	NSS	NSS	NSS	NSS	NSS	NSS	NSS
957802		0.014	3.09	0.0223	0.1490	0.776	31.2	0.118	7.61	83.3	6.35
957803		NSS	NSS	NSS	NSS	NSS	NSS	NSS	NSS	NSS	NSS
957804		NSS	NSS	NSS	NSS	NSS	NSS	NSS	NSS	NSS	NSS
957805		0.024	5.86	0.0304	0.306	1.255	31.0	0.263	8.28	67.8	19.15
957806		NSS	NSS	NSS	NSS	NSS	NSS	NSS	NSS	NSS	NSS

Commentaire: Always send INVCC to Debra Chapman. RD 9/9/2022.2023 price list

***** Voir la page d'annexe pour les commentaires en ce qui concerne ce certificat *****

ALS Canada Ltd.
2103 Dollarton Hwy
North Vancouver BC V7H 0A7
Téléphone: +1 604 984 0221 Télécopieur: +1 604 984 0218
www.alsglobal.com/geochemistry

À: FANCAMP EXPLORATION LTÉE
340, AVE VICTORIA
WESTMOUNT QC H3Z 2M8

Finalisée date: 5-JUIL-2024
Compte: FANCAM

Projet: Riley Brook

CERTIFICAT D'ANALYSE SD24157874

Description échantillon	Méthode élément unités LDI	WEI-21 Poids reçu kg 0.02	OA-ELE07 pH Unity 0.1	AuME-ST44 Au ppm 0.0001	AuME-ST44 Ag ppm 0.001	AuME-ST44 Al % 0.01	AuME-ST44 As ppm 0.01	AuME-ST44 B ppm 2	AuME-ST44 Ba ppm 0.05	AuME-ST44 Be ppm 0.005	AuME-ST44 Bi ppm 0.0005	AuME-ST44 Ca % 0.01	AuME-ST44 Cd ppm 0.001	AuME-ST44 Ce ppm 0.001	AuME-ST44 Co ppm 0.001	AuME-ST44 Cr ppm 0.01
957807		0.40	4.9	NSS	NSS	NSS	NSS	NSS	NSS	NSS	NSS	NSS	NSS	NSS	NSS	NSS
957808		0.36	4.8	NSS	NSS	NSS	NSS	NSS	NSS	NSS	NSS	NSS	NSS	NSS	NSS	NSS
957809		0.37	4.9	0.0006	0.076	2.35	7.22	2	21.8	1.165	0.1055	0.04	0.147	47.4	5.83	36.9
957810		0.42	4.8	0.0003	0.041	2.26	4.34	<2	64.1	0.587	0.1630	0.03	0.080	42.0	8.77	48.3
957811		0.51	5.5	NSS	NSS	NSS	NSS	NSS	NSS	NSS	NSS	NSS	NSS	NSS	NSS	NSS
957812		0.48	4.8	NSS	NSS	NSS	NSS	NSS	NSS	NSS	NSS	NSS	NSS	NSS	NSS	NSS
957813		0.45	4.4	NSS	NSS	NSS	NSS	NSS	NSS	NSS	NSS	NSS	NSS	NSS	NSS	NSS
957814		0.43	5.1	0.0001	0.024	1.68	2.15	<2	41.9	0.440	0.0943	0.05	0.058	18.35	6.10	50.7
957815		0.39	5.3	0.0001	0.067	3.39	4.07	3	73.2	0.672	0.0928	0.59	0.119	27.7	19.30	98.5
957816		0.34	4.7	0.0004	0.025	2.93	5.43	<2	21.3	0.663	0.201	0.04	0.122	29.2	2.48	30.8
957817		0.37	5.0	NSS	NSS	NSS	NSS	NSS	NSS	NSS	NSS	NSS	NSS	NSS	NSS	NSS
957818		0.46	6.0	NSS	NSS	NSS	NSS	NSS	NSS	NSS	NSS	NSS	NSS	NSS	NSS	NSS
957819		0.42	4.8	NSS	NSS	NSS	NSS	NSS	NSS	NSS	NSS	NSS	NSS	NSS	NSS	NSS
957820		0.35	4.8	NSS	NSS	NSS	NSS	NSS	NSS	NSS	NSS	NSS	NSS	NSS	NSS	NSS
957821		0.33	4.7	NSS	NSS	NSS	NSS	NSS	NSS	NSS	NSS	NSS	NSS	NSS	NSS	NSS
957822		0.37	4.8	0.0004	0.106	3.65	10.25	2	46.8	0.604	0.0841	0.17	0.158	23.7	10.95	79.0
957823		0.34	4.3	NSS	NSS	NSS	NSS	NSS	NSS	NSS	NSS	NSS	NSS	NSS	NSS	NSS
957824		0.42	4.6	NSS	NSS	NSS	NSS	NSS	NSS	NSS	NSS	NSS	NSS	NSS	NSS	NSS
957825		0.37	5.1	NSS	NSS	NSS	NSS	NSS	NSS	NSS	NSS	NSS	NSS	NSS	NSS	NSS
957826		0.34	4.7	NSS	NSS	NSS	NSS	NSS	NSS	NSS	NSS	NSS	NSS	NSS	NSS	NSS
957827		0.34	5.3	NSS	NSS	NSS	NSS	NSS	NSS	NSS	NSS	NSS	NSS	NSS	NSS	NSS
957828		0.37	4.8	NSS	NSS	NSS	NSS	NSS	NSS	NSS	NSS	NSS	NSS	NSS	NSS	NSS
957829		0.30	4.7	NSS	NSS	NSS	NSS	NSS	NSS	NSS	NSS	NSS	NSS	NSS	NSS	NSS
957830		0.38	4.9	NSS	NSS	NSS	NSS	NSS	NSS	NSS	NSS	NSS	NSS	NSS	NSS	NSS
957831		0.42	4.8	NSS	NSS	NSS	NSS	NSS	NSS	NSS	NSS	NSS	NSS	NSS	NSS	NSS
957832		0.47	5.1	NSS	NSS	NSS	NSS	NSS	NSS	NSS	NSS	NSS	NSS	NSS	NSS	NSS
957833		0.43	5.1	NSS	NSS	NSS	NSS	NSS	NSS	NSS	NSS	NSS	NSS	NSS	NSS	NSS
957834		0.43	NSS	NSS	NSS	NSS	NSS	NSS	NSS	NSS	NSS	NSS	NSS	NSS	NSS	NSS

Commentaire: Always send INVCC to Debra Chapman. RD 9/9/2022.2023 price list

***** Voir la page d'annexe pour les commentaires en ce qui concerne ce certificat *****

ALS Canada Ltd.
2103 Dollarton Hwy
North Vancouver BC V7H 0A7
Téléphone: +1 604 984 0221 Télécopieur: +1 604 984 0218
www.alsglobal.com/geochemistry

À: FANCAMP EXPLORATION LTÉE
340, AVE VICTORIA
WESTMOUNT QC H3Z 2M8

Finalisée date: 5-JUIL-2024
Compte: FANCAM

Projet: Riley Brook

CERTIFICAT D'ANALYSE SD24157874

Description échantillon	Méthode élément unités LDI	AuME-ST44 Cs ppm 0.001	AuME-ST44 Cu ppm 0.01	AuME-ST44 Fe % 0.001	AuME-ST44 Ga ppm 0.004	AuME-ST44 Ge ppm 0.005	AuME-ST44 Hf ppm 0.002	AuME-ST44 Hg ppm 0.002	AuME-ST44 In ppm 0.005	AuME-ST44 K % 0.01	AuME-ST44 La ppm 0.002	AuME-ST44 Li ppm 0.1	AuME-ST44 Mg % 0.01	AuME-ST44 Mn ppm 0.1	AuME-ST44 Mo ppm 0.002	AuME-ST44 Na % 0.001
957807		NSS	NSS	NSS	NSS	NSS	NSS	NSS	NSS	NSS	NSS	NSS	NSS	NSS	NSS	NSS
957808		NSS	NSS	NSS	NSS	NSS	NSS	NSS	NSS	NSS	NSS	NSS	NSS	NSS	NSS	NSS
957809		1.330	11.30	2.55	4.84	0.068	0.123	0.151	0.035	0.04	19.75	19.3	0.37	139.0	0.492	<0.001
957810		3.62	24.8	3.26	6.42	0.055	0.063	0.050	0.024	0.07	16.55	26.4	0.61	262	0.575	<0.001
957811		NSS	NSS	NSS	NSS	NSS	NSS	NSS	NSS	NSS	NSS	NSS	NSS	NSS	NSS	NSS
957812		NSS	NSS	NSS	NSS	NSS	NSS	NSS	NSS	NSS	NSS	NSS	NSS	NSS	NSS	NSS
957813		NSS	NSS	NSS	NSS	NSS	NSS	NSS	NSS	NSS	NSS	NSS	NSS	NSS	NSS	NSS
957814		1.995	12.05	2.40	5.67	0.041	0.047	0.038	0.021	0.06	7.08	14.4	0.31	120.5	2.19	<0.001
957815		2.47	32.4	5.78	11.10	0.066	0.068	0.062	0.045	0.06	10.85	31.9	1.03	457	0.587	0.003
957816		1.320	8.02	5.18	16.55	0.043	0.208	0.207	0.059	0.02	12.15	18.9	0.17	102.0	0.807	0.002
957817		NSS	NSS	NSS	NSS	NSS	NSS	NSS	NSS	NSS	NSS	NSS	NSS	NSS	NSS	NSS
957818		NSS	NSS	NSS	NSS	NSS	NSS	NSS	NSS	NSS	NSS	NSS	NSS	NSS	NSS	NSS
957819		NSS	NSS	NSS	NSS	NSS	NSS	NSS	NSS	NSS	NSS	NSS	NSS	NSS	NSS	NSS
957820		NSS	NSS	NSS	NSS	NSS	NSS	NSS	NSS	NSS	NSS	NSS	NSS	NSS	NSS	NSS
957821		NSS	NSS	NSS	NSS	NSS	NSS	NSS	NSS	NSS	NSS	NSS	NSS	NSS	NSS	NSS
957822		1.535	13.50	3.77	6.56	0.052	0.077	0.111	0.040	0.04	8.16	26.3	0.69	218	0.427	0.002
957823		NSS	NSS	NSS	NSS	NSS	NSS	NSS	NSS	NSS	NSS	NSS	NSS	NSS	NSS	NSS
957824		NSS	NSS	NSS	NSS	NSS	NSS	NSS	NSS	NSS	NSS	NSS	NSS	NSS	NSS	NSS
957825		NSS	NSS	NSS	NSS	NSS	NSS	NSS	NSS	NSS	NSS	NSS	NSS	NSS	NSS	NSS
957826		NSS	NSS	NSS	NSS	NSS	NSS	NSS	NSS	NSS	NSS	NSS	NSS	NSS	NSS	NSS
957827		NSS	NSS	NSS	NSS	NSS	NSS	NSS	NSS	NSS	NSS	NSS	NSS	NSS	NSS	NSS
957828		NSS	NSS	NSS	NSS	NSS	NSS	NSS	NSS	NSS	NSS	NSS	NSS	NSS	NSS	NSS
957829		NSS	NSS	NSS	NSS	NSS	NSS	NSS	NSS	NSS	NSS	NSS	NSS	NSS	NSS	NSS
957830		NSS	NSS	NSS	NSS	NSS	NSS	NSS	NSS	NSS	NSS	NSS	NSS	NSS	NSS	NSS
957831		NSS	NSS	NSS	NSS	NSS	NSS	NSS	NSS	NSS	NSS	NSS	NSS	NSS	NSS	NSS
957832		NSS	NSS	NSS	NSS	NSS	NSS	NSS	NSS	NSS	NSS	NSS	NSS	NSS	NSS	NSS
957833		NSS	NSS	NSS	NSS	NSS	NSS	NSS	NSS	NSS	NSS	NSS	NSS	NSS	NSS	NSS
957834		NSS	NSS	NSS	NSS	NSS	NSS	NSS	NSS	NSS	NSS	NSS	NSS	NSS	NSS	NSS

Commentaire: Always send INVCC to Debra Chapman. RD 9/9/2022.2023 price list

***** Voir la page d'annexe pour les commentaires en ce qui concerne ce certificat *****

ALS Canada Ltd.
2103 Dollarton Hwy
North Vancouver BC V7H 0A7
Téléphone: +1 604 984 0221 Télécopieur: +1 604 984 0218
www.alsglobal.com/geochemistry

À: FANCAMP EXPLORATION LTÉE
340, AVE VICTORIA
WESTMOUNT QC H3Z 2M8

Finalisée date: 5-JUIL-2024
Compte: FANCAM

Projet: Riley Brook

CERTIFICAT D'ANALYSE SD24157874

Description échantillon	Méthode élément unités LDI	AuME-ST44 Nb ppm 0.002	AuME-ST44 Ni ppm 0.02	AuME-ST44 P % 0.0005	AuME-ST44 Pb ppm 0.005	AuME-ST44 Pd ppm 0.001	AuME-ST44 Pt ppm 0.001	AuME-ST44 Rb ppm 0.005	AuME-ST44 Re ppm 0.0002	AuME-ST44 S % 0.002	AuME-ST44 Sb ppm 0.002	AuME-ST44 Sc ppm 0.005	AuME-ST44 Se ppm 0.002	AuME-ST44 Sn ppm 0.01	AuME-ST44 Sr ppm 0.01	AuME-ST44 Ta ppm 0.005
957807		NSS	NSS	NSS	NSS	NSS	NSS	NSS	NSS	NSS	NSS	NSS	NSS	NSS	NSS	NSS
957808		NSS	NSS	NSS	NSS	NSS	NSS	NSS	NSS	NSS	NSS	NSS	NSS	NSS	NSS	NSS
957809		0.925	31.0	0.0623	10.25	<0.001	<0.001	11.55	<0.0002	0.037	0.423	1.940	0.544	0.45	2.41	<0.005
957810		0.476	50.8	0.0362	9.22	<0.001	<0.001	13.80	0.0003	0.014	0.258	2.77	0.277	0.47	2.02	<0.005
957811		NSS	NSS	NSS	NSS	NSS	NSS	NSS	NSS	NSS	NSS	NSS	NSS	NSS	NSS	NSS
957812		NSS	NSS	NSS	NSS	NSS	NSS	NSS	NSS	NSS	NSS	NSS	NSS	NSS	NSS	NSS
957813		NSS	NSS	NSS	NSS	NSS	NSS	NSS	NSS	NSS	NSS	NSS	NSS	NSS	NSS	NSS
957814		0.520	39.7	0.0240	6.81	<0.001	<0.001	11.60	0.0009	0.009	0.151	2.45	0.177	0.46	3.31	<0.005
957815		1.405	58.6	0.1685	8.41	<0.001	<0.001	11.30	0.0004	0.035	0.164	9.44	0.288	0.82	16.75	<0.005
957816		4.07	8.38	0.0797	11.55	0.001	<0.001	6.93	<0.0002	0.065	0.238	3.36	0.836	1.63	3.34	<0.005
957817		NSS	NSS	NSS	NSS	NSS	NSS	NSS	NSS	NSS	NSS	NSS	NSS	NSS	NSS	NSS
957818		NSS	NSS	NSS	NSS	NSS	NSS	NSS	NSS	NSS	NSS	NSS	NSS	NSS	NSS	NSS
957819		NSS	NSS	NSS	NSS	NSS	NSS	NSS	NSS	NSS	NSS	NSS	NSS	NSS	NSS	NSS
957820		NSS	NSS	NSS	NSS	NSS	NSS	NSS	NSS	NSS	NSS	NSS	NSS	NSS	NSS	NSS
957821		NSS	NSS	NSS	NSS	NSS	NSS	NSS	NSS	NSS	NSS	NSS	NSS	NSS	NSS	NSS
957822		1.720	43.0	0.0843	6.04	0.001	<0.001	10.65	<0.0002	0.032	0.400	3.96	0.464	0.67	7.67	<0.005
957823		NSS	NSS	NSS	NSS	NSS	NSS	NSS	NSS	NSS	NSS	NSS	NSS	NSS	NSS	NSS
957824		NSS	NSS	NSS	NSS	NSS	NSS	NSS	NSS	NSS	NSS	NSS	NSS	NSS	NSS	NSS
957825		NSS	NSS	NSS	NSS	NSS	NSS	NSS	NSS	NSS	NSS	NSS	NSS	NSS	NSS	NSS
957826		NSS	NSS	NSS	NSS	NSS	NSS	NSS	NSS	NSS	NSS	NSS	NSS	NSS	NSS	NSS
957827		NSS	NSS	NSS	NSS	NSS	NSS	NSS	NSS	NSS	NSS	NSS	NSS	NSS	NSS	NSS
957828		NSS	NSS	NSS	NSS	NSS	NSS	NSS	NSS	NSS	NSS	NSS	NSS	NSS	NSS	NSS
957829		NSS	NSS	NSS	NSS	NSS	NSS	NSS	NSS	NSS	NSS	NSS	NSS	NSS	NSS	NSS
957830		NSS	NSS	NSS	NSS	NSS	NSS	NSS	NSS	NSS	NSS	NSS	NSS	NSS	NSS	NSS
957831		NSS	NSS	NSS	NSS	NSS	NSS	NSS	NSS	NSS	NSS	NSS	NSS	NSS	NSS	NSS
957832		NSS	NSS	NSS	NSS	NSS	NSS	NSS	NSS	NSS	NSS	NSS	NSS	NSS	NSS	NSS
957833		NSS	NSS	NSS	NSS	NSS	NSS	NSS	NSS	NSS	NSS	NSS	NSS	NSS	NSS	NSS
957834		NSS	NSS	NSS	NSS	NSS	NSS	NSS	NSS	NSS	NSS	NSS	NSS	NSS	NSS	NSS

Commentaire: Always send INVCC to Debra Chapman. RD 9/9/2022.2023 price list

***** Voir la page d'annexe pour les commentaires en ce qui concerne ce certificat *****

ALS Canada Ltd.
2103 Dollarton Hwy
North Vancouver BC V7H 0A7
Téléphone: +1 604 984 0221 Télécopieur: +1 604 984 0218
www.alsglobal.com/geochemistry

À: FANCAMP EXPLORATION LTÉE
340, AVE VICTORIA
WESTMOUNT QC H3Z 2M8

Finalisée date: 5-JUIL-2024
Compte: FANCAM

Projet: Riley Brook

CERTIFICAT D'ANALYSE SD24157874

Description échantillon	Méthode élément unités LDI	AuME-ST44 Te ppm 0.001	AuME-ST44 Th ppm 0.0005	AuME-ST44 Ti % 0.0001	AuME-ST44 Tl ppm 0.0005	AuME-ST44 U ppm 0.0005	AuME-ST44 V ppm 0.05	AuME-ST44 W ppm 0.001	AuME-ST44 Y ppm 0.001	AuME-ST44 Zn ppm 0.1	AuME-ST44 Zr ppm 0.01
957807		NSS	NSS	NSS	NSS	NSS	NSS	NSS	NSS	NSS	NSS
957808		NSS	NSS	NSS	NSS	NSS	NSS	NSS	NSS	NSS	NSS
957809		0.013	1.725	0.0203	0.1630	0.812	25.1	0.149	6.35	80.8	3.41
957810		0.025	2.29	0.0223	0.1140	0.804	34.0	0.025	4.96	64.1	2.15
957811		NSS	NSS	NSS	NSS	NSS	NSS	NSS	NSS	NSS	NSS
957812		NSS	NSS	NSS	NSS	NSS	NSS	NSS	NSS	NSS	NSS
957813		NSS	NSS	NSS	NSS	NSS	NSS	NSS	NSS	NSS	NSS
957814		0.013	2.21	0.0264	0.0663	0.771	30.6	0.021	4.79	37.2	2.07
957815		0.017	1.445	0.260	0.0665	0.536	89.7	0.023	7.59	62.2	3.72
957816		0.014	2.37	0.0612	0.1065	0.737	71.9	0.101	5.22	35.4	7.29
957817		NSS	NSS	NSS	NSS	NSS	NSS	NSS	NSS	NSS	NSS
957818		NSS	NSS	NSS	NSS	NSS	NSS	NSS	NSS	NSS	NSS
957819		NSS	NSS	NSS	NSS	NSS	NSS	NSS	NSS	NSS	NSS
957820		NSS	NSS	NSS	NSS	NSS	NSS	NSS	NSS	NSS	NSS
957821		NSS	NSS	NSS	NSS	NSS	NSS	NSS	NSS	NSS	NSS
957822		0.015	1.755	0.1740	0.0958	0.536	61.8	0.068	4.21	64.2	4.47
957823		NSS	NSS	NSS	NSS	NSS	NSS	NSS	NSS	NSS	NSS
957824		NSS	NSS	NSS	NSS	NSS	NSS	NSS	NSS	NSS	NSS
957825		NSS	NSS	NSS	NSS	NSS	NSS	NSS	NSS	NSS	NSS
957826		NSS	NSS	NSS	NSS	NSS	NSS	NSS	NSS	NSS	NSS
957827		NSS	NSS	NSS	NSS	NSS	NSS	NSS	NSS	NSS	NSS
957828		NSS	NSS	NSS	NSS	NSS	NSS	NSS	NSS	NSS	NSS
957829		NSS	NSS	NSS	NSS	NSS	NSS	NSS	NSS	NSS	NSS
957830		NSS	NSS	NSS	NSS	NSS	NSS	NSS	NSS	NSS	NSS
957831		NSS	NSS	NSS	NSS	NSS	NSS	NSS	NSS	NSS	NSS
957832		NSS	NSS	NSS	NSS	NSS	NSS	NSS	NSS	NSS	NSS
957833		NSS	NSS	NSS	NSS	NSS	NSS	NSS	NSS	NSS	NSS
957834		NSS	NSS	NSS	NSS	NSS	NSS	NSS	NSS	NSS	NSS

Commentaire: Always send INVCC to Debra Chapman. RD 9/9/2022.2023 price list

***** Voir la page d'annexe pour les commentaires en ce qui concerne ce certificat *****

ALS Canada Ltd.
2103 Dollarton Hwy
North Vancouver BC V7H 0A7
Téléphone: +1 604 984 0221 Télécopieur: +1 604 984 0218
www.alsglobal.com/geochemistry

À: FANCAMP EXPLORATION LTÉE
340, AVE VICTORIA
WESTMOUNT QC H3Z 2M8

Finalisée date: 5-JUIL-2024
Compte: FANCAM

Projet: Riley Brook

CERTIFICAT D'ANALYSE SD24157874

COMMENTAIRE DE CERTIFICAT

COMMENTAIRES ANALYTIQUES

NSS est antillon insuffisant.
Applique à la Méthode: TOUTES MÉTHODES

ADRESSE DE LABORATOIRE

Trait ALS Sudbury, 1351-B Kelly Lake Road, Unit #1, Sudbury, ON, Canada.
Applique à la Méthode: LOG-22 SCR-41 WEI-21

Trait ALS Vancouver, 2103 Dollarton Hwy, North Vancouver, BC, Canada.
Applique à la Méthode: AuME-ST44 OA-ELE07

ALS Canada Ltd.
2103 Dollarton Hwy
North Vancouver BC V7H 0A7
Phone: +1 604 984 0221 Fax: +1 604 984 0218
www.alsglobal.com/geochemistry

To: FANCAMP EXPLORATION LTÉE
340, AVE VICTORIA
WESTMOUNT QC H3Z 2M8

Finalized Date: 7-JUL-2024
Account: FANCAM

CERTIFICATE SD24157886

Project: Riley Brook

This report is for 106 samples of Soil submitted to our lab in Sudbury, ON, Canada on 13-JUN-2024.

The following have access to data associated with this certificate:

FRANCOIS AUCLAIR	CHRISTOPHER GRONDIN	

SAMPLE PREPARATION

ALS CODE	DESCRIPTION
WEI-21	Received Sample Weight
LOG-22	Sample login - Rcd w/o BarCode
SCR-41	Screen to -180um and save both

ANALYTICAL PROCEDURES

ALS CODE	DESCRIPTION	INSTRUMENT
AuME-ST43	25g Super Trace Au + Multi Element PKG	
OA-ELE07	Paste pH	

This is the Final Report and supersedes any preliminary report with this certificate number.Results apply to samples as submitted.All pages of this report have been checked and approved for release.
***** See Appendix Page for comments regarding this certificate *****
Comments: Always send INVCC to Debra Chapman. RD 9/9/2022.
2023 price list

Signature:
Saa Traxler, Director, North Vancouver Operations

ALS Canada Ltd.
2103 Dollarton Hwy
North Vancouver BC V7H 0A7
Phone: +1 604 984 0221 Fax: +1 604 984 0218
www.alsglobal.com/geochemistry

To: FANCAMP EXPLORATION LTÉE
340, AVE VICTORIA
WESTMOUNT QC H3Z 2M8

Project: Riley Brook

CERTIFICATE OF ANALYSIS SD24157886

Sample Description	Method	WEI-21	OA-ELE07	AuME-ST43	AuME-ST43	AuME-ST43	AuME-ST43	AuME-ST43	AuME-ST43	AuME-ST43	AuME-ST43	AuME-ST43	AuME-ST43	AuME-ST43	AuME-ST43	AuME-ST43
	Analyte	Recvd Wt.	pH	Au	Ag	Al	As	B	Ba	Be	Bi	Ca	Cd	Ce	Co	Cr
	Units	kg	Unity	ppm	ppm	%	ppm	ppm	ppm	ppm	ppm	%	ppm	ppm	ppm	ppm
	LOD	0.02	0.1	0.0001	0.001	0.01	0.01	2	0.05	0.005	0.0005	0.01	0.001	0.001	0.001	0.01
958148		0.33	4.5	0.0003	0.165	2.41	11.55	2	52.2	0.537	0.1715	0.07	0.377	24.5	3.73	50.8
958149		0.27	4.5	0.0003	0.124	2.85	10.10	2	75.9	0.629	0.1395	0.07	0.594	27.2	4.42	45.4
958150		0.46	4.5	0.0001	0.054	2.55	13.05	10	60.3	0.417	0.0868	0.02	0.183	34.5	5.10	35.1
958198		0.37	4.1	0.0002	0.129	1.74	11.20	<2	33.2	0.193	0.246	0.05	0.138	36.4	1.690	44.2
958199		0.42	4.4	0.0004	0.173	3.25	9.91	<2	53.1	0.671	0.1455	0.02	0.163	25.2	3.92	65.2
958200		0.45	4.7	0.0004	0.106	2.45	12.15	<2	47.9	0.507	0.1430	0.03	0.200	38.9	5.07	45.9
958401		0.44	4.9	0.0004	0.102	3.24	13.25	<2	77.6	1.095	0.1435	0.06	0.383	32.9	5.96	51.4
958402		0.44	4.8	0.0002	0.111	2.94	17.00	2	53.4	0.690	0.1195	0.02	0.235	40.7	5.83	44.1
958403		0.42	5.2	0.0001	0.538	3.99	32.2	4	103.5	1.055	0.1335	0.24	0.319	31.7	16.55	92.4
958404		0.60	5.0	0.0002	0.048	2.59	12.55	2	55.5	0.678	0.0754	0.04	0.080	33.3	15.95	69.9
958405		0.52	5.1	0.0002	0.078	2.76	13.30	2	87.2	0.933	0.1300	0.15	0.252	40.7	10.55	50.3
958406		0.43	5.5	0.0005	0.111	1.73	14.70	<2	436	1.040	0.1450	0.28	0.138	62.6	8.71	49.3
958407		0.45	4.8	0.0001	0.049	3.29	8.79	2	76.5	0.589	0.0958	0.03	0.094	32.5	11.15	59.0
958408		0.47	4.8	0.0002	0.202	3.03	9.21	2	74.1	0.582	0.1135	0.04	0.069	32.8	11.50	52.7
958409		0.47	4.6	0.0007	0.165	5.08	11.45	3	62.6	0.895	0.1375	0.02	0.505	26.4	7.97	71.8
958410		0.47	5.0	0.0003	0.209	3.90	8.31	2	86.0	0.665	0.0713	0.08	0.185	29.5	11.45	86.0
958411		0.46	4.8	0.0010	0.142	3.52	10.70	<2	65.4	0.641	0.1025	0.03	0.241	27.0	6.07	45.6
958412		0.39	4.8	0.0005	0.162	3.18	11.15	<2	80.8	0.552	0.1270	0.06	0.314	27.2	6.83	54.2
958413		0.37	4.8	0.0008	0.098	3.98	9.27	2	70.4	0.796	0.1505	0.05	0.388	32.0	5.30	57.3
958414		0.38	4.4	0.0002	0.060	1.94	6.01	<2	29.2	0.308	0.1040	0.02	0.095	28.8	2.03	25.2
958415		0.38	5.2	0.0005	0.080	2.06	12.75	2	71.3	0.652	0.1195	0.44	0.183	22.8	5.42	36.9
958416		0.28	4.6	0.0004	0.165	2.60	22.8	<2	47.9	0.954	0.1215	0.05	0.155	21.8	9.50	52.6
958417		0.49	NSS	NSS	NSS	NSS	NSS	NSS	NSS	NSS	NSS	NSS	NSS	NSS	NSS	NSS
958418		0.41	4.9	0.0005	0.141	2.76	12.05	<2	75.4	0.857	0.1340	0.12	0.192	43.5	8.10	46.1
958419		0.69	5.8	0.0004	0.014	1.50	5.52	<2	71.4	0.367	0.0751	0.26	0.052	35.5	9.49	40.2
958420		0.44	5.5	0.0003	0.166	1.63	5.90	2	89.1	0.461	0.0900	0.26	0.204	40.7	10.85	54.2
958421		0.53	5.2	0.0004	0.355	3.22	11.10	2	121.0	0.741	0.1045	0.15	0.130	32.3	14.35	61.5
958422		0.45	5.7	0.0006	0.286	3.91	30.7	3	165.0	0.928	0.1230	0.49	0.277	69.7	18.30	75.5
958423		0.51	5.1	0.0003	0.117	3.13	10.40	3	105.5	0.777	0.0910	0.09	0.104	33.6	16.40	63.1
958424		0.54	5.0	0.0004	0.031	2.54	5.78	<2	39.0	0.460	0.0760	0.05	0.135	33.0	11.20	53.2
958425		0.38	5.2	0.0006	0.087	1.85	13.65	2	68.6	0.668	0.1485	0.39	0.254	33.9	10.00	42.5
958426		0.48	5.5	0.0009	0.228	2.65	30.6	<2	176.5	1.400	0.212	0.60	0.294	70.8	11.20	54.2
958427		0.50	5.2	0.0006	0.050	2.39	8.09	<2	32.9	0.566	0.0917	0.02	0.087	32.4	8.89	36.2
958428		0.47	4.8	0.0006	0.114	2.54	13.10	2	103.5	0.470	0.1655	0.10	0.208	32.5	6.43	55.6
958429		0.38	4.9	0.0016	0.129	2.11	11.80	3	97.9	0.586	0.1720	0.24	0.299	31.7	7.83	50.8
958430		0.46	5.0	0.0011	0.093	3.22	11.05	2	75.6	0.794	0.1230	0.04	0.161	32.4	9.47	52.0
958431		0.46	4.8	0.0004	0.101	2.29	12.45	<2	60.3	0.772	0.1175	0.07	0.161	39.9	10.20	48.8
958432		0.44	5.1	0.0004	0.059	3.72	13.95	2	76.5	0.808	0.1395	0.06	0.113	35.1	10.85	64.4
958433		0.49	4.9	0.0003	0.132	3.51	10.55	<2	81.9	0.790	0.1170	0.05	0.151	29.1	7.12	52.8
958434		0.46	4.5	0.0005	0.125	2.87	18.00	2	75.1	0.765	0.1710	0.10	0.118	34.2	7.96	55.9

Comments: Always send INVCC to Debra Chapman. RD 9/9/2022.
2023 price list

***** See Appendix Page for comments regarding this certificate *****

ALS Canada Ltd.
2103 Dollarton Hwy
North Vancouver BC V7H 0A7
Phone: +1 604 984 0221 Fax: +1 604 984 0218
www.alsglobal.com/geochemistry

To: FANCAMP EXPLORATION LTÉE
340, AVE VICTORIA
WESTMOUNT QC H3Z 2M8

Project: Riley Brook

CERTIFICATE OF ANALYSIS SD24157886

Sample Description	Method	AuME-ST43	AuME-ST43	AuME-ST43	AuME-ST43	AuME-ST43	AuME-ST43	AuME-ST43	AuME-ST43	AuME-ST43	AuME-ST43	AuME-ST43	AuME-ST43	AuME-ST43	AuME-ST43	AuME-ST43
	Analyte	Cs	Cu	Fe	Ga	Ge	Hf	Hg	In	K	La	Li	Mg	Mn	Mo	Na
	Units	ppm	ppm	%	ppm	ppm	ppm	ppm	ppm	%	ppm	ppm	%	ppm	ppm	%
	LOD	0.001	0.01	0.001	0.004	0.005	0.002	0.002	0.005	0.01	0.002	0.1	0.01	0.1	0.002	0.001
958148		0.850	13.15	6.34	10.05	0.044	0.072	0.163	0.037	0.03	11.55	21.1	0.14	201	0.341	<0.001
958149		1.205	10.80	4.34	8.28	0.035	0.018	0.177	0.036	0.03	12.50	26.8	0.23	247	0.349	0.007
958150		0.876	6.72	2.83	6.14	0.037	0.072	0.090	0.025	0.03	16.80	33.1	0.29	121.5	0.236	<0.001
958198		0.343	8.69	5.83	13.30	0.051	0.094	0.119	0.030	0.04	18.40	6.9	0.13	81.9	0.233	0.003
958199		0.952	12.00	6.59	9.09	0.045	0.138	0.166	0.038	0.03	11.40	36.8	0.24	103.0	0.320	0.003
958200		0.789	9.26	4.04	8.69	0.045	0.099	0.117	0.024	0.04	19.00	22.5	0.28	149.0	0.318	0.003
958401		0.890	11.80	4.63	7.53	0.043	0.127	0.188	0.035	0.04	13.95	33.0	0.26	611	0.273	0.005
958402		1.695	10.85	3.20	6.62	0.043	0.090	0.147	0.028	0.05	16.95	26.6	0.30	285	0.280	0.006
958403		3.40	29.1	6.12	9.35	0.054	0.030	0.136	0.056	0.05	10.65	42.3	0.90	460	0.589	0.006
958404		1.350	28.9	4.02	7.08	0.040	0.045	0.036	0.036	0.02	10.40	29.1	1.20	391	0.382	0.004
958405		2.05	17.05	3.85	6.04	0.038	0.028	0.075	0.031	0.04	13.90	31.2	0.64	360	0.483	0.006
958406		1.375	17.50	2.82	5.25	0.113	0.131	0.056	0.024	0.06	36.8	37.4	0.64	337	0.593	<0.001
958407		1.080	14.45	4.26	8.07	0.044	0.034	0.095	0.041	0.03	12.35	43.9	0.76	281	0.255	0.004
958408		1.075	15.05	3.78	7.26	0.039	0.065	0.067	0.031	0.03	11.90	39.4	0.81	283	0.293	0.004
958409		1.715	22.3	5.62	6.14	0.041	0.252	0.248	0.044	0.03	10.95	41.7	0.33	262	0.426	0.005
958410		2.35	13.10	6.15	12.00	0.050	0.135	0.120	0.042	0.02	9.59	46.8	0.87	234	0.241	0.003
958411		1.310	7.75	4.33	6.90	0.042	0.107	0.105	0.025	0.03	12.10	34.3	0.31	137.0	0.285	0.004
958412		1.110	11.40	5.45	8.88	0.043	0.167	0.153	0.024	0.04	12.25	26.8	0.31	420	0.264	0.005
958413		1.620	8.21	5.45	10.55	0.066	0.124	0.196	0.037	0.04	15.95	31.5	0.28	281	0.336	0.013
958414		0.524	4.91	2.54	6.21	0.032	0.035	0.095	0.018	0.02	12.10	11.6	0.11	73.3	0.256	0.003
958415		1.005	8.04	3.91	6.81	0.047	0.041	0.070	0.018	0.04	12.65	29.8	0.37	153.5	0.837	0.008
958416		1.255	14.15	5.19	5.60	0.038	0.101	0.110	0.031	0.03	9.40	43.2	0.54	189.5	0.337	0.007
958417		NSS	NSS	NSS	NSS	NSS	NSS	NSS	NSS	NSS	NSS	NSS	NSS	NSS	NSS	NSS
958418		1.395	11.05	4.81	7.97	0.058	0.075	0.091	0.028	0.04	20.1	44.3	0.45	265	0.221	0.006
958419		0.675	8.87	2.41	4.84	0.043	0.023	0.014	0.011	0.03	14.90	21.8	0.83	271	0.216	0.004
958420		0.948	11.80	2.83	5.86	0.053	0.019	0.039	0.023	0.04	17.30	21.9	0.83	373	0.311	0.004
958421		1.190	21.6	4.21	7.43	0.043	0.119	0.072	0.041	0.03	11.50	41.6	0.88	318	0.374	0.003
958422		2.73	25.8	5.67	10.65	0.077	0.038	0.138	0.049	0.04	16.45	53.4	0.71	807	0.592	0.007
958423		3.24	29.0	4.23	6.96	0.039	0.084	0.063	0.043	0.03	9.31	27.7	0.85	329	0.430	0.003
958424		1.605	23.0	2.88	5.94	0.035	0.077	0.077	0.031	0.03	11.90	24.3	0.71	176.5	0.279	0.004
958425		1.495	14.40	3.43	7.61	0.057	0.011	0.058	0.023	0.04	17.40	23.2	0.59	616	0.674	0.004
958426		2.74	17.90	4.01	7.64	0.094	0.119	0.112	0.031	0.06	24.5	39.8	0.46	437	1.215	0.006
958427		1.025	12.55	2.57	4.38	0.036	0.128	0.038	0.017	0.03	11.30	25.3	0.51	170.5	0.254	0.003
958428		1.540	10.10	5.18	11.70	0.050	0.053	0.148	0.033	0.04	13.85	19.4	0.29	545	0.498	0.006
958429		2.27	14.45	4.85	8.28	0.066	0.018	0.091	0.018	0.07	13.45	21.9	0.43	355	0.872	0.008
958430		2.12	14.70	3.85	7.99	0.041	0.099	0.101	0.029	0.03	13.35	28.9	0.38	198.0	0.349	0.004
958431		1.815	14.85	3.88	6.19	0.042	0.066	0.067	0.031	0.04	11.35	31.4	0.61	267	0.578	0.002
958432		3.12	16.40	5.33	9.08	0.050	0.091	0.067	0.039	0.06	14.15	47.5	0.67	290	0.577	0.006
958433		1.345	12.25	4.39	8.28	0.039	0.132	0.097	0.027	0.03	11.60	40.8	0.36	171.0	0.364	0.004
958434		1.835	14.60	6.50	9.83	0.050	0.042	0.104	0.041	0.04	12.55	35.9	0.48	225	0.945	0.006

Comments: Always send INVCC to Debra Chapman. RD 9/9/2022.
2023 price list

***** See Appendix Page for comments regarding this certificate *****

ALS Canada Ltd.
2103 Dollarton Hwy
North Vancouver BC V7H 0A7
Phone: +1 604 984 0221 Fax: +1 604 984 0218
www.alsglobal.com/geochemistry

To: FANCAMP EXPLORATION LTÉE
340, AVE VICTORIA
WESTMOUNT QC H3Z 2M8

Finalized Date: 7-JUL-2024
Account: FANCAM

Project: Riley Brook

CERTIFICATE OF ANALYSIS SD24157886

Sample Description	Method	AuME-ST43	AuME-ST43	AuME-ST43	AuME-ST43	AuME-ST43	AuME-ST43	AuME-ST43	AuME-ST43	AuME-ST43	AuME-ST43	AuME-ST43	AuME-ST43	AuME-ST43	AuME-ST43	AuME-ST43
	Analyte	Nb	Ni	P	Pb	Pd	Pt	Rb	Re	S	Sb	Sc	Se	Sn	Sr	Ta
	Units	ppm	ppm	%	ppm	ppm	ppm	ppm	ppm	%	ppm	ppm	ppm	ppm	ppm	ppm
	LOD	0.002	0.02	0.0005	0.005	0.001	0.001	0.005	0.0002	0.002	0.002	0.005	0.002	0.01	0.01	0.005
958148		1.095	10.85	0.1605	9.51	<0.001	<0.001	8.67	<0.0002	0.048	0.217	2.17	0.845	0.81	3.42	<0.005
958149		1.295	14.55	0.1320	8.38	<0.001	0.001	9.17	0.0003	0.065	0.198	2.12	0.644	0.78	4.93	<0.005
958150		0.549	24.9	0.0620	6.18	<0.001	<0.001	8.27	0.0005	0.020	0.157	2.23	0.368	0.47	1.93	<0.005
958198		1.025	7.62	0.1085	11.30	<0.001	<0.001	7.37	<0.0002	0.050	0.213	1.865	0.566	0.94	4.23	<0.005
958199		0.946	18.70	0.1340	11.15	<0.001	<0.001	7.19	<0.0002	0.064	0.210	2.61	0.760	0.54	2.72	<0.005
958200		0.662	21.3	0.1180	10.30	<0.001	<0.001	8.07	0.0003	0.036	0.199	2.21	0.531	0.71	2.41	<0.005
958401		0.696	22.9	0.1325	10.35	0.001	<0.001	10.95	0.0003	0.058	0.202	2.48	0.764	0.56	4.26	<0.005
958402		0.452	24.5	0.0941	9.94	<0.001	<0.001	13.00	<0.0002	0.039	0.221	2.75	0.661	0.58	1.97	<0.005
958403		1.500	42.9	0.1145	9.09	0.002	<0.001	11.20	<0.0002	0.054	0.368	7.11	0.564	0.86	12.60	0.007
958404		0.597	46.9	0.0394	6.16	0.001	<0.001	6.66	<0.0002	0.012	0.225	5.90	0.193	0.50	3.74	<0.005
958405		0.636	39.5	0.0882	11.70	<0.001	<0.001	12.45	<0.0002	0.037	0.236	2.68	0.337	0.51	6.15	<0.005
958406		0.257	39.4	0.0924	8.98	<0.001	<0.001	14.90	0.0004	0.032	0.168	4.84	0.415	0.35	16.15	<0.005
958407		1.140	37.9	0.0895	5.67	<0.001	<0.001	10.15	<0.0002	0.032	0.157	4.03	0.344	0.60	3.48	<0.005
958408		1.025	47.4	0.0611	6.36	<0.001	<0.001	8.96	<0.0002	0.025	0.146	3.88	0.270	0.51	2.98	<0.005
958409		0.615	29.0	0.1605	13.85	<0.001	<0.001	10.60	<0.0002	0.079	0.225	4.15	1.025	0.51	2.95	<0.005
958410		0.658	27.1	0.202	15.25	<0.001	<0.001	4.46	0.0002	0.040	0.196	6.75	0.401	0.71	5.64	<0.005
958411		0.534	27.1	0.1420	7.57	<0.001	0.001	8.17	<0.0002	0.050	0.119	2.76	0.577	0.39	2.56	<0.005
958412		0.763	20.8	0.293	9.00	<0.001	<0.001	9.77	<0.0002	0.070	0.150	2.75	0.742	0.53	5.48	<0.005
958413		0.618	18.05	0.1445	8.99	0.001	0.001	11.00	<0.0002	0.069	0.174	3.99	0.885	0.75	3.77	<0.005
958414		0.331	9.03	0.0865	7.83	<0.001	<0.001	3.82	<0.0002	0.030	0.106	1.195	0.476	0.52	1.92	<0.005
958415		0.543	21.8	0.0937	7.53	<0.001	<0.001	11.00	<0.0002	0.051	0.155	1.630	0.358	0.51	18.00	<0.005
958416		0.395	39.9	0.0938	12.45	<0.001	<0.001	8.92	<0.0002	0.040	0.428	2.97	0.456	0.31	3.88	<0.005
958417		NSS	NSS	NSS	NSS	NSS	NSS	NSS	NSS	NSS	NSS	NSS	NSS	NSS	NSS	NSS
958418		0.387	28.9	0.1065	6.77	<0.001	<0.001	11.35	<0.0002	0.034	0.138	2.65	0.371	0.51	5.16	<0.005
958419		0.199	36.4	0.0329	7.01	<0.001	<0.001	7.37	<0.0002	0.004	0.094	3.09	0.091	0.28	8.56	<0.005
958420		0.219	37.0	0.0395	7.20	<0.001	<0.001	9.49	<0.0002	0.016	0.142	4.12	0.158	0.38	9.17	<0.005
958421		1.080	49.7	0.0517	6.66	<0.001	<0.001	9.17	<0.0002	0.021	0.157	4.62	0.341	0.57	5.77	<0.005
958422		1.280	53.2	0.1755	7.97	<0.001	<0.001	10.95	0.0006	0.060	0.343	7.80	0.644	0.77	16.10	<0.005
958423		0.563	62.9	0.0446	7.62	0.001	<0.001	7.44	<0.0002	0.019	0.484	6.48	0.297	0.55	4.46	<0.005
958424		0.521	36.4	0.0264	6.41	<0.001	<0.001	7.87	<0.0002	0.018	0.126	4.06	0.286	0.42	3.46	<0.005
958425		0.578	30.1	0.0643	14.85	<0.001	<0.001	10.70	<0.0002	0.041	0.281	2.64	0.287	0.64	13.25	<0.005
958426		0.451	45.3	0.1275	23.0	0.003	<0.001	13.55	0.0004	0.059	0.345	3.42	0.832	0.52	22.1	<0.005
958427		0.307	41.6	0.0406	8.95	0.001	<0.001	8.69	<0.0002	0.023	0.133	2.34	0.258	0.26	1.84	<0.005
958428		0.720	16.35	0.209	8.76	<0.001	<0.001	9.88	0.0002	0.043	0.214	3.03	0.721	0.93	5.91	<0.005
958429		0.532	25.9	0.1900	11.40	<0.001	<0.001	16.40	<0.0002	0.051	0.237	2.61	0.547	0.64	10.05	<0.005
958430		0.418	28.8	0.0815	10.60	<0.001	<0.001	12.35	<0.0002	0.035	0.203	4.22	0.460	0.60	2.96	<0.005
958431		0.453	39.4	0.0836	13.30	<0.001	<0.001	8.77	<0.0002	0.027	0.241	2.99	0.289	0.42	4.49	<0.005
958432		0.490	39.8	0.0942	8.70	0.001	<0.001	18.90	<0.0002	0.027	0.213	4.62	0.424	0.63	3.94	<0.005
958433		0.560	27.7	0.0990	7.88	<0.001	<0.001	9.15	<0.0002	0.029	0.119	3.68	0.440	0.56	4.20	<0.005
958434		0.862	29.1	0.0878	12.25	<0.001	<0.001	11.55	<0.0002	0.044	0.249	3.34	0.488	0.65	5.53	<0.005

Comments: Always send INVCC to Debra Chapman. RD 9/9/2022.
2023 price list

***** See Appendix Page for comments regarding this certificate *****

ALS Canada Ltd.
2103 Dollarton Hwy
North Vancouver BC V7H 0A7
Phone: +1 604 984 0221 Fax: +1 604 984 0218
www.alsglobal.com/geochemistry

To: FANCAMP EXPLORATION LTÉE
340, AVE VICTORIA
WESTMOUNT QC H3Z 2M8

Project: Riley Brook

CERTIFICATE OF ANALYSIS SD24157886

Sample Description	Method	AuME-ST43	AuME-ST43	AuME-ST43	AuME-ST43	AuME-ST43	AuME-ST43	AuME-ST43	AuME-ST43	AuME-ST43	AuME-ST43
	Analyte	Te	Th	Ti	Tl	U	V	W	Y	Zn	Zr
	Units	ppm	ppm	%	ppm	ppm	ppm	ppm	ppm	ppm	ppm
	LOD	0.001	0.0005	0.0001	0.0005	0.0005	0.05	0.001	0.001	0.1	0.01
958148		0.023	1.710	0.0081	0.1020	0.423	67.6	0.065	2.49	57.5	2.71
958149		0.021	0.833	0.0409	0.1165	0.450	58.5	0.070	2.59	107.5	0.71
958150		0.013	2.76	0.0019	0.1215	0.285	31.7	0.033	1.890	89.9	2.47
958198		0.046	2.67	0.0028	0.1145	0.362	83.1	0.053	2.27	24.6	3.80
958199		0.028	3.07	0.0024	0.0979	0.368	59.6	0.060	2.03	61.1	4.69
958200		0.025	3.02	0.0024	0.0996	0.349	47.3	0.041	2.91	50.6	2.95
958401		0.025	2.74	0.0021	0.1030	0.507	48.7	0.043	3.96	80.5	3.92
958402		0.020	2.82	0.0032	0.1490	0.423	35.7	0.038	3.43	74.5	2.56
958403		0.017	1.030	0.1655	0.1050	0.526	110.0	0.071	9.40	62.1	1.71
958404		0.011	1.935	0.0513	0.0703	0.328	89.7	0.032	4.40	51.7	1.67
958405		0.016	0.992	0.0165	0.0887	0.443	49.6	0.043	5.07	78.1	0.73
958406		0.015	1.810	0.0029	0.0643	2.23	29.8	0.024	44.4	54.9	3.14
958407		0.013	1.005	0.0471	0.0924	0.377	72.6	0.018	4.21	71.7	1.18
958408		0.015	1.880	0.0578	0.0899	0.423	62.4	0.038	3.99	59.7	2.25
958409		0.020	3.86	0.0088	0.0889	0.486	41.7	0.058	3.06	82.2	6.99
958410		0.009	1.660	0.0064	0.0904	0.359	132.0	0.057	4.08	127.5	3.41
958411		0.013	2.70	0.0022	0.1015	0.338	38.2	0.034	2.92	64.5	3.35
958412		0.016	2.23	0.0087	0.0962	0.417	59.7	0.038	3.11	68.1	4.85
958413		0.030	2.62	0.0179	0.1525	0.430	64.1	0.041	3.86	96.8	5.05
958414		0.015	1.585	0.0028	0.0863	0.275	30.8	0.033	1.905	29.3	1.20
958415		0.021	1.175	0.0086	0.0803	0.616	33.1	0.052	7.46	39.6	1.26
958416		0.021	2.18	0.0029	0.0776	0.456	33.1	0.039	3.23	58.0	3.37
958417		NSS	NSS	NSS	NSS	NSS	NSS	NSS	NSS	NSS	NSS
958418		0.021	2.95	0.0024	0.0956	0.353	46.2	0.025	3.63	78.3	2.35
958419		0.006	2.37	0.0450	0.0395	0.430	35.1	0.016	5.99	41.4	0.82
958420		0.011	0.885	0.0312	0.0471	0.530	43.7	0.019	11.00	63.3	0.58
958421		0.018	2.40	0.1115	0.0823	0.408	76.3	0.040	4.88	62.4	5.34
958422		0.025	0.993	0.1725	0.1390	0.658	104.0	0.050	23.8	89.3	1.93
958423		0.015	1.905	0.0284	0.0916	0.373	77.5	0.024	4.91	54.2	2.81
958424		0.009	2.55	0.0407	0.0653	0.342	49.7	0.024	4.30	44.4	2.79
958425		0.016	0.574	0.0376	0.0725	0.530	56.7	0.053	12.50	52.3	0.45
958426		0.019	1.750	0.0098	0.1110	2.13	39.1	0.063	34.4	51.3	3.26
958427		0.011	3.39	0.0049	0.0670	0.403	23.2	0.033	3.40	56.8	4.06
958428		0.023	1.590	0.0382	0.1010	0.379	84.7	0.032	3.12	52.9	1.75
958429		0.029	1.060	0.0313	0.0975	0.396	60.4	0.059	4.09	59.3	0.69
958430		0.013	2.76	0.0094	0.1180	0.446	56.7	0.042	3.79	64.6	3.04
958431		0.015	2.00	0.0057	0.0886	0.445	42.5	0.038	3.57	66.5	2.04
958432		0.022	3.24	0.0119	0.1195	0.518	63.3	0.056	4.19	98.9	3.27
958433		0.017	2.88	0.0051	0.1105	0.436	56.3	0.033	3.02	90.5	4.16
958434		0.024	1.685	0.0276	0.1000	0.530	71.3	0.055	3.92	48.5	1.31

Comments: Always send INVCC to Debra Chapman. RD 9/9/2022.
2023 price list

***** See Appendix Page for comments regarding this certificate *****

ALS Canada Ltd.
2103 Dollarton Hwy
North Vancouver BC V7H 0A7
Phone: +1 604 984 0221 Fax: +1 604 984 0218
www.alsglobal.com/geochemistry

To: FANCAMP EXPLORATION LTÉE
340, AVE VICTORIA
WESTMOUNT QC H3Z 2M8

Project: Riley Brook

CERTIFICATE OF ANALYSIS SD24157886

Sample Description	Method	WEI-21	OA-ELE07	AuME-ST43	AuME-ST43	AuME-ST43	AuME-ST43	AuME-ST43	AuME-ST43	AuME-ST43	AuME-ST43	AuME-ST43	AuME-ST43	AuME-ST43	AuME-ST43	AuME-ST43
	Analyte	Recvd Wt.	pH	Au	Ag	Al	As	B	Ba	Be	Bi	Ca	Cd	Ce	Co	Cr
	Units	kg	Unity	ppm	ppm	%	ppm	ppm	ppm	ppm	ppm	%	ppm	ppm	ppm	ppm
	LOD	0.02	0.1	0.0001	0.001	0.01	0.01	2	0.05	0.005	0.0005	0.01	0.001	0.001	0.001	0.01
958435		0.39	4.8	0.0002	0.047	1.88	13.20	2	45.3	0.466	0.1255	0.24	0.110	33.0	7.04	44.6
958436		0.36	4.8	0.0004	0.092	5.23	9.62	3	72.6	0.798	0.0661	0.14	0.222	12.95	14.80	75.3
958437		0.45	5.1	0.0002	0.043	3.81	8.21	2	53.9	0.641	0.0712	0.14	0.154	22.5	16.00	52.5
958438		0.45	5.1	0.0002	0.128	2.87	22.4	3	86.3	0.985	0.1570	0.33	0.229	33.2	7.55	46.5
958439		0.43	4.9	0.0002	0.047	3.35	7.79	2	42.1	0.547	0.0640	0.10	0.106	21.4	11.00	46.0
958440		0.39	4.8	NSS	NSS	NSS	NSS	NSS	NSS	NSS	NSS	NSS	NSS	NSS	NSS	NSS
958441		0.45	5.1	NSS	NSS	NSS	NSS	NSS	NSS	NSS	NSS	NSS	NSS	NSS	NSS	NSS
958442		0.45	4.9	NSS	NSS	NSS	NSS	NSS	NSS	NSS	NSS	NSS	NSS	NSS	NSS	NSS
958443		0.39	4.9	0.0005	0.059	3.57	11.35	2	58.1	0.601	0.0926	0.03	0.151	27.7	6.18	45.5
958444		0.41	4.8	NSS	NSS	NSS	NSS	NSS	NSS	NSS	NSS	NSS	NSS	NSS	NSS	NSS
958445		0.40	4.3	0.0003	0.032	1.69	7.34	<2	29.6	0.235	0.1235	0.02	0.154	33.9	3.26	34.1
958446		0.41	4.8	0.0003	0.197	2.90	12.35	<2	34.5	0.686	0.1150	0.05	0.105	24.4	6.30	38.4
958447		0.40	4.8	0.0004	0.201	3.63	20.2	2	52.6	0.975	0.1420	0.16	0.146	21.6	8.10	68.6
958448		0.46	4.8	0.0002	0.117	1.33	5.63	<2	40.6	0.276	0.1225	0.12	0.115	24.1	3.65	24.6
958449		0.39	5.2	0.0002	0.094	3.66	12.40	3	72.6	0.701	0.0946	0.17	0.374	18.15	9.22	50.5
958450		0.48	4.9	0.0002	0.042	2.56	7.36	<2	63.5	0.613	0.0816	0.03	0.294	31.5	9.05	43.8
958451		0.55	5.2	0.0002	0.013	0.59	2.66	<2	67.0	0.145	0.0711	0.15	0.074	38.7	2.17	11.25
958452		0.36	4.5	0.0002	0.060	1.13	8.31	<2	65.7	0.221	0.1105	0.03	0.103	39.3	1.315	21.3
958453		0.41	4.8	0.0002	0.260	3.72	21.9	2	112.5	0.868	0.1080	0.09	0.264	19.10	10.80	80.7
958454		0.36	4.6	0.0002	0.237	3.23	29.0	3	208	0.604	0.1060	0.22	0.202	17.15	10.60	82.2
958455		0.39	4.5	0.0002	0.186	2.15	11.75	2	89.0	0.422	0.1745	0.07	0.139	40.5	4.35	41.5
958456		0.38	4.9	0.0003	0.041	2.78	12.05	2	75.6	0.688	0.0987	0.04	0.187	38.8	13.35	57.3
958457		0.45	5.1	0.0006	0.074	2.54	12.75	<2	130.0	0.649	0.1675	0.22	0.123	39.8	8.36	55.5
958458		0.51	4.4	0.0001	0.161	2.96	15.15	3	135.5	0.552	0.1570	0.09	0.188	24.1	7.91	65.8
958459		0.41	4.5	0.0002	0.179	3.55	10.15	2	105.0	0.764	0.1055	0.03	0.355	42.5	12.85	57.6
958460		0.44	4.7	0.0006	0.066	3.75	20.9	2	130.5	1.300	0.200	0.03	0.231	54.5	10.20	64.4
958461		0.40	4.4	0.0004	0.171	1.90	29.4	2	48.3	0.445	0.1545	0.03	0.442	38.9	4.62	39.6
958462		0.42	4.2	0.0001	0.075	1.55	7.87	<2	47.9	0.282	0.1365	0.01	0.240	43.8	1.460	32.3
958463		0.44	4.6	0.0004	0.081	3.66	13.40	<2	61.0	0.793	0.1955	0.02	0.407	44.8	4.92	64.2
958464		0.44	4.8	0.0006	0.066	3.19	6.43	<2	61.9	0.474	0.0841	0.02	0.246	29.3	5.82	48.3
958465		0.46	4.8	0.0003	0.045	3.17	6.98	<2	57.7	0.565	0.0856	0.01	0.171	29.0	8.12	44.0
958466		0.35	4.6	0.0003	0.086	2.17	5.08	<2	34.4	0.351	0.1370	0.01	0.219	24.0	2.48	33.9
958467		0.49	4.9	0.0003	0.050	2.90	7.00	<2	69.4	0.642	0.0866	0.02	0.249	28.7	7.57	46.5
958468		0.48	4.5	0.0005	0.071	2.75	5.91	<2	46.4	0.415	0.0854	0.03	0.118	22.9	5.46	46.1
958469		0.45	4.8	0.0002	0.063	4.28	6.40	2	53.0	0.564	0.0628	0.11	0.246	17.15	17.10	107.5
958470		0.50	4.7	0.0003	0.039	3.56	10.60	2	44.5	0.681	0.1105	0.05	0.274	26.9	12.80	70.3
958471		0.48	4.6	0.0003	0.090	3.08	12.15	<2	44.3	0.825	0.1310	0.01	0.180	35.6	4.95	47.4
958472		0.38	4.6	0.0004	0.061	2.54	5.87	<2	43.3	0.502	0.0900	0.02	0.172	34.2	8.96	41.7
958473		0.37	4.7	0.0004	0.259	3.02	10.15	3	101.5	0.728	0.1330	0.11	0.550	21.4	3.59	56.8
958474		0.35	4.6	0.0004	0.066	1.93	2.57	<2	96.9	0.374	0.1045	0.05	0.086	43.2	4.27	30.5

Comments: Always send INVCC to Debra Chapman. RD 9/9/2022.
2023 price list

***** See Appendix Page for comments regarding this certificate *****

ALS Canada Ltd.
2103 Dollarton Hwy
North Vancouver BC V7H 0A7
Phone: +1 604 984 0221 Fax: +1 604 984 0218
www.alsglobal.com/geochemistry

To: FANCAMP EXPLORATION LTÉE
340, AVE VICTORIA
WESTMOUNT QC H3Z 2M8

Project: Riley Brook

CERTIFICATE OF ANALYSIS SD24157886

Sample Description	Method	AuME-ST43	AuME-ST43	AuME-ST43	AuME-ST43	AuME-ST43	AuME-ST43	AuME-ST43	AuME-ST43	AuME-ST43	AuME-ST43	AuME-ST43	AuME-ST43	AuME-ST43	AuME-ST43	AuME-ST43
	Analyte	Cs	Cu	Fe	Ga	Ge	Hf	Hg	In	K	La	Li	Mg	Mn	Mo	Na
	Units	ppm	ppm	%	ppm	ppm	ppm	ppm	ppm	%	ppm	ppm	%	ppm	ppm	%
	LOD	0.001	0.01	0.001	0.004	0.005	0.002	0.002	0.005	0.01	0.002	0.1	0.01	0.1	0.002	0.001
958435		1.020	12.60	4.17	8.27	0.052	0.022	0.061	0.026	0.03	15.30	26.4	0.49	169.0	0.825	0.006
958436		3.65	26.4	5.94	11.50	0.039	0.146	0.129	0.049	0.04	5.11	41.9	0.93	531	0.316	0.007
958437		1.525	19.05	3.59	6.44	0.032	0.203	0.095	0.032	0.02	8.33	28.7	0.88	258	0.293	0.006
958438		1.560	11.60	5.55	11.00	0.047	0.004	0.070	0.045	0.07	14.85	35.9	0.40	225	0.762	0.009
958439		1.185	13.45	3.07	5.03	0.035	0.062	0.072	0.024	0.03	8.42	24.2	0.74	214	0.257	0.008
958440		NSS	NSS	NSS	NSS	NSS	NSS	NSS	NSS	NSS	NSS	NSS	NSS	NSS	NSS	NSS
958441		NSS	NSS	NSS	NSS	NSS	NSS	NSS	NSS	NSS	NSS	NSS	NSS	NSS	NSS	NSS
958442		NSS	NSS	NSS	NSS	NSS	NSS	NSS	NSS	NSS	NSS	NSS	NSS	NSS	NSS	NSS
958443		1.845	10.70	3.28	6.36	0.040	0.094	0.114	0.027	0.05	13.00	30.9	0.39	141.0	0.355	0.009
958444		NSS	NSS	NSS	NSS	NSS	NSS	NSS	NSS	NSS	NSS	NSS	NSS	NSS	NSS	NSS
958445		1.015	7.37	3.62	7.61	0.036	0.069	0.041	0.026	0.03	14.90	17.9	0.17	116.0	0.211	<0.001
958446		0.956	6.98	3.97	6.76	0.030	0.119	0.102	0.028	0.03	9.84	32.6	0.32	138.5	0.856	0.004
958447		2.22	10.90	7.23	9.11	0.047	0.116	0.147	0.036	0.04	9.84	33.5	0.37	285	0.678	0.007
958448		0.722	7.74	2.40	8.22	0.029	0.042	0.047	0.024	0.03	10.25	7.6	0.19	174.0	0.452	0.005
958449		1.700	12.45	4.83	7.47	0.034	0.036	0.127	0.041	0.03	7.52	28.9	0.44	272	0.334	0.006
958450		0.991	11.10	2.83	5.15	0.034	0.116	0.054	0.024	0.03	13.95	27.7	0.62	274	0.205	0.003
958451		0.583	4.40	0.570	2.45	0.036	0.016	0.009	0.005	0.05	17.40	3.8	0.14	101.0	0.173	<0.001
958452		1.020	6.75	2.76	7.74	0.050	0.022	0.059	0.011	0.04	17.75	6.5	0.08	74.0	0.302	0.005
958453		2.01	17.00	7.56	10.55	0.049	0.065	0.159	0.056	0.03	8.15	34.7	0.48	339	0.535	0.006
958454		7.70	18.75	8.10	13.50	0.047	0.124	0.143	0.058	0.03	7.07	41.0	0.67	526	0.512	0.006
958455		1.570	11.50	4.64	9.24	0.045	0.038	0.093	0.025	0.07	17.15	20.5	0.28	172.5	0.698	0.005
958456		1.545	19.55	3.57	6.37	0.041	0.106	0.063	0.027	0.05	14.60	34.2	1.00	409	0.387	0.004
958457		0.952	14.15	4.71	9.23	0.046	0.022	0.045	0.032	0.04	14.15	30.1	0.58	224	0.619	0.006
958458		4.07	15.45	5.92	11.75	0.047	0.021	0.114	0.038	0.04	8.99	30.4	0.51	304	0.673	0.010
958459		2.49	19.30	4.75	7.54	0.048	0.167	0.093	0.035	0.04	19.30	43.8	0.73	261	0.377	0.004
958460		5.14	18.95	5.49	10.90	0.067	0.118	0.088	0.043	0.06	21.6	56.4	0.74	252	0.733	0.008
958461		1.395	13.05	4.24	7.98	0.045	0.072	0.106	0.022	0.04	18.05	19.1	0.22	153.0	0.765	0.006
958462		1.265	6.76	3.62	8.74	0.048	0.040	0.099	0.019	0.04	20.0	9.6	0.11	65.0	0.576	0.007
958463		1.690	10.70	6.13	13.35	0.055	0.122	0.138	0.039	0.04	20.0	33.4	0.24	429	0.768	0.009
958464		1.360	7.10	3.16	6.23	0.037	0.119	0.103	0.023	0.03	13.10	35.4	0.38	142.0	0.595	0.004
958465		1.345	10.05	2.81	5.22	0.035	0.153	0.087	0.021	0.03	12.70	33.5	0.52	161.0	0.258	0.003
958466		1.095	5.89	3.61	8.28	0.037	0.072	0.106	0.023	0.03	12.20	16.7	0.14	159.0	0.312	0.004
958467		2.13	8.66	3.00	6.53	0.036	0.130	0.098	0.026	0.03	12.70	31.5	0.40	1360	0.275	0.004
958468		0.762	8.05	3.86	7.55	0.032	0.089	0.109	0.026	0.03	10.40	27.5	0.29	161.0	0.283	0.005
958469		1.395	46.6	5.78	8.97	0.038	0.115	0.113	0.046	0.02	6.23	36.2	0.79	379	0.549	0.001
958470		1.465	17.85	3.94	6.45	0.040	0.186	0.109	0.032	0.03	11.05	34.4	0.70	321	0.444	0.004
958471		0.940	9.20	4.07	9.52	0.045	0.168	0.108	0.024	0.03	16.90	16.6	0.22	121.0	0.534	0.001
958472		0.847	12.65	2.87	4.43	0.029	0.159	0.080	0.020	0.03	11.25	24.7	0.61	273	0.333	0.005
958473		1.435	11.20	7.08	7.81	0.054	0.098	0.207	0.042	0.04	10.75	33.7	0.19	109.0	0.478	0.016
958474		0.987	6.65	2.13	6.76	0.047	0.041	0.083	0.019	0.05	21.3	25.7	0.27	251	0.409	0.005

Comments: Always send INVCC to Debra Chapman. RD 9/9/2022.
2023 price list

***** See Appendix Page for comments regarding this certificate *****

ALS Canada Ltd.
2103 Dollarton Hwy
North Vancouver BC V7H 0A7
Phone: +1 604 984 0221 Fax: +1 604 984 0218
www.alsglobal.com/geochemistry

To: FANCAMP EXPLORATION LTÉE
340, AVE VICTORIA
WESTMOUNT QC H3Z 2M8

Project: Riley Brook

CERTIFICATE OF ANALYSIS SD24157886

Sample Description	Method	AuME-ST43	AuME-ST43	AuME-ST43	AuME-ST43	AuME-ST43	AuME-ST43	AuME-ST43	AuME-ST43	AuME-ST43	AuME-ST43	AuME-ST43	AuME-ST43	AuME-ST43	AuME-ST43	AuME-ST43
	Analyte	Nb	Ni	P	Pb	Pd	Pt	Rb	Re	S	Sb	Sc	Se	Sn	Sr	Ta
	Units	ppm	ppm	%	ppm	ppm	ppm	ppm	ppm	%	ppm	ppm	ppm	ppm	ppm	ppm
	LOD	0.002	0.02	0.0005	0.005	0.001	0.001	0.005	0.0002	0.002	0.002	0.005	0.002	0.01	0.01	0.005
958435		0.919	25.5	0.0419	10.20	<0.001	<0.001	6.88	<0.0002	0.030	0.180	2.74	0.272	0.61	10.95	<0.005
958436		0.700	36.4	0.1390	5.28	<0.001	<0.001	14.25	<0.0002	0.052	0.244	7.15	0.608	0.67	6.42	<0.005
958437		0.849	57.4	0.0493	6.67	0.001	<0.001	7.55	<0.0002	0.025	0.140	4.05	0.372	0.44	5.68	<0.005
958438		0.767	26.2	0.1210	12.35	<0.001	<0.001	17.70	<0.0002	0.050	0.333	2.92	0.372	0.86	9.61	<0.005
958439		0.793	44.1	0.0555	6.16	<0.001	<0.001	7.53	<0.0002	0.034	0.191	2.83	0.360	0.40	5.34	<0.005
958440		NSS	NSS	NSS	NSS	NSS	NSS	NSS	NSS	NSS	NSS	NSS	NSS	NSS	NSS	NSS
958441		NSS	NSS	NSS	NSS	NSS	NSS	NSS	NSS	NSS	NSS	NSS	NSS	NSS	NSS	NSS
958442		NSS	NSS	NSS	NSS	NSS	NSS	NSS	NSS	NSS	NSS	NSS	NSS	NSS	NSS	NSS
958443		0.403	31.2	0.0712	10.30	0.002	0.001	15.00	<0.0002	0.046	0.177	2.90	0.493	0.40	2.00	<0.005
958444		NSS	NSS	NSS	NSS	NSS	NSS	NSS	NSS	NSS	NSS	NSS	NSS	NSS	NSS	NSS
958445		0.519	12.15	0.0620	8.34	0.001	<0.001	5.90	<0.0002	0.020	0.109	1.495	0.250	0.72	2.88	<0.005
958446		0.733	22.2	0.0969	12.60	0.001	<0.001	6.70	0.0004	0.045	0.154	1.915	0.353	0.49	3.54	<0.005
958447		1.135	23.9	0.1755	12.00	0.001	<0.001	13.60	0.0003	0.056	0.344	3.31	0.713	0.65	6.29	<0.005
958448		0.916	9.62	0.0412	5.91	<0.001	<0.001	7.33	0.0003	0.018	0.209	2.62	0.105	0.99	6.04	<0.005
958449		1.315	23.6	0.1175	7.04	<0.001	0.001	8.11	<0.0002	0.060	0.213	3.68	0.417	0.66	11.40	<0.005
958450		0.369	42.5	0.0542	5.63	<0.001	<0.001	12.10	<0.0002	0.016	0.184	2.36	0.221	0.33	2.98	<0.005
958451		0.107	8.81	0.0230	4.61	<0.001	<0.001	14.30	<0.0002	0.003	0.086	0.830	0.049	0.23	6.76	<0.005
958452		0.267	4.86	0.0488	5.65	<0.001	<0.001	10.55	<0.0002	0.024	0.196	1.365	0.221	0.70	2.13	<0.005
958453		1.690	22.7	0.201	6.11	<0.001	<0.001	7.02	<0.0002	0.071	0.273	5.30	0.633	0.91	6.48	<0.005
958454		2.51	22.3	0.468	5.71	<0.001	<0.001	6.11	<0.0002	0.062	0.319	5.47	0.462	1.11	13.85	0.005
958455		0.479	18.25	0.1165	9.02	<0.001	<0.001	16.90	0.0005	0.034	0.170	2.36	0.348	0.79	4.68	<0.005
958456		0.373	52.9	0.0542	10.65	<0.001	<0.001	10.30	<0.0002	0.018	0.226	4.49	0.223	0.48	3.52	<0.005
958457		0.841	31.9	0.0977	9.68	<0.001	<0.001	10.35	<0.0002	0.028	0.176	3.32	0.200	0.77	11.30	<0.005
958458		1.230	25.3	0.208	6.91	0.001	<0.001	12.90	0.0006	0.046	0.191	4.46	0.418	1.13	7.63	<0.005
958459		0.477	61.0	0.0858	9.18	<0.001	<0.001	13.20	0.0004	0.030	0.140	3.85	0.321	0.54	4.30	<0.005
958460		0.471	56.8	0.1055	8.25	<0.001	<0.001	17.70	0.0004	0.042	0.148	5.02	0.349	0.72	3.36	<0.005
958461		0.438	20.5	0.0951	26.1	<0.001	<0.001	8.64	0.0003	0.041	0.262	2.07	0.356	0.67	2.40	<0.005
958462		0.308	7.81	0.0788	10.50	<0.001	<0.001	11.40	<0.0002	0.034	0.212	1.910	0.357	0.78	2.10	<0.005
958463		0.513	17.30	0.1435	14.60	<0.001	<0.001	10.40	<0.0002	0.057	0.297	3.81	0.571	1.05	2.85	<0.005
958464		0.480	34.2	0.0631	11.50	<0.001	<0.001	8.97	0.0005	0.033	0.200	2.56	0.508	0.48	2.16	<0.005
958465		0.399	45.1	0.0492	12.15	<0.001	<0.001	9.08	0.0004	0.023	0.232	2.42	0.403	0.37	1.90	<0.005
958466		1.005	9.88	0.0717	7.69	0.001	<0.001	8.51	<0.0002	0.032	0.179	1.710	0.465	0.76	1.48	<0.005
958467		0.516	29.6	0.0749	7.70	<0.001	<0.001	12.50	0.0005	0.026	0.109	2.20	0.389	0.60	2.33	<0.005
958468		0.610	21.3	0.0895	4.94	<0.001	<0.001	9.17	0.0003	0.031	0.148	2.74	0.371	0.49	2.75	<0.005
958469		0.881	41.2	0.0649	8.54	0.001	<0.001	5.54	<0.0002	0.029	0.192	8.47	0.370	0.65	4.80	<0.005
958470		0.647	50.5	0.0754	5.74	<0.001	<0.001	12.35	<0.0002	0.031	0.264	4.50	0.587	0.45	3.02	<0.005
958471		0.892	19.20	0.0905	8.33	<0.001	<0.001	8.42	0.0003	0.035	0.275	2.72	0.446	0.68	2.42	<0.005
958472		0.769	45.3	0.0453	10.70	<0.001	<0.001	7.11	0.0003	0.024	0.174	2.03	0.315	0.32	1.84	<0.005
958473		0.746	14.80	0.1655	11.90	<0.001	<0.001	11.05	0.0002	0.082	0.166	2.23	0.933	0.58	7.31	<0.005
958474		0.281	17.55	0.0697	5.57	<0.001	<0.001	16.10	0.0004	0.026	0.102	1.950	0.239	0.66	3.83	<0.005

Comments: Always send INVCC to Debra Chapman. RD 9/9/2022.
2023 price list

***** See Appendix Page for comments regarding this certificate *****

ALS Canada Ltd.
2103 Dollarton Hwy
North Vancouver BC V7H 0A7
Phone: +1 604 984 0221 Fax: +1 604 984 0218
www.alsglobal.com/geochemistry

To: FANCAMP EXPLORATION LTÉE
340, AVE VICTORIA
WESTMOUNT QC H3Z 2M8

Finalized Date: 7-JUL-2024
Account: FANCAM

Project: Riley Brook

CERTIFICATE OF ANALYSIS SD24157886

Sample Description	Method	AuME-ST43	AuME-ST43	AuME-ST43	AuME-ST43	AuME-ST43	AuME-ST43	AuME-ST43	AuME-ST43	AuME-ST43	AuME-ST43
	Analyte	Te	Th	Ti	Tl	U	V	W	Y	Zn	Zr
	Units	ppm	ppm	%	ppm	ppm	ppm	ppm	ppm	ppm	ppm
	LOD	0.001	0.0005	0.0001	0.0005	0.0005	0.05	0.001	0.001	0.1	0.01
958435		0.017	1.205	0.0352	0.0639	0.438	67.0	0.041	8.38	35.3	1.14
958436		0.011	0.930	0.0629	0.1450	0.337	125.0	0.022	4.88	114.5	4.27
958437		0.009	2.01	0.0709	0.0679	0.381	60.5	0.023	3.93	61.7	6.64
958438		0.030	1.025	0.0506	0.1000	0.455	74.0	0.080	5.22	70.1	0.44
958439		0.007	1.260	0.0732	0.0696	0.342	45.6	0.051	2.84	63.8	2.34
958440		NSS	NSS	NSS	NSS	NSS	NSS	NSS	NSS	NSS	NSS
958441		NSS	NSS	NSS	NSS	NSS	NSS	NSS	NSS	NSS	NSS
958442		NSS	NSS	NSS	NSS	NSS	NSS	NSS	NSS	NSS	NSS
958443		0.013	3.22	0.0118	0.1165	0.343	32.1	0.052	2.71	96.0	3.20
958444		NSS	NSS	NSS	NSS	NSS	NSS	NSS	NSS	NSS	NSS
958445		0.020	2.52	0.0048	0.0859	0.267	35.5	0.035	1.870	36.2	2.78
958446		0.014	1.805	0.0066	0.0878	0.373	42.9	0.040	2.25	45.7	3.50
958447		0.030	2.19	0.0451	0.1485	0.543	63.1	0.092	3.08	74.0	3.23
958448		0.006	1.115	0.1020	0.0743	0.311	80.1	0.008	2.73	25.1	1.82
958449		0.014	0.945	0.1550	0.1265	0.370	83.9	0.069	3.08	143.0	1.36
958450		0.013	3.33	0.0062	0.0978	0.378	30.6	0.037	3.35	89.9	3.66
958451		0.010	1.120	0.0054	0.0590	0.228	9.75	0.015	2.45	18.6	0.46
958452		0.017	1.895	0.0103	0.1020	0.260	44.2	0.026	2.15	18.9	0.64
958453		0.020	0.933	0.208	0.0807	0.487	133.5	0.036	5.78	49.5	3.27
958454		0.019	1.665	0.392	0.0845	0.413	162.5	0.062	3.03	66.8	7.04
958455		0.023	1.230	0.0167	0.1355	0.344	62.3	0.038	2.87	42.2	0.92
958456		0.016	2.64	0.0231	0.0792	0.359	52.7	0.023	4.36	79.4	2.88
958457		0.019	1.225	0.0351	0.0908	0.397	75.4	0.020	4.88	43.8	0.90
958458		0.026	1.185	0.1315	0.1330	0.383	119.0	0.055	3.63	65.0	1.26
958459		0.015	3.42	0.0053	0.1365	0.378	55.2	0.037	4.21	105.5	4.80
958460		0.017	3.39	0.0074	0.1465	0.754	55.1	0.048	13.50	90.6	3.81
958461		0.021	2.26	0.0032	0.0927	0.385	45.3	0.048	3.45	77.5	2.23
958462		0.029	2.50	0.0061	0.1240	0.286	47.9	0.041	2.75	27.9	1.30
958463		0.031	3.39	0.0052	0.1890	0.410	80.0	0.057	3.16	112.5	3.38
958464		0.015	3.46	0.0029	0.1185	0.320	31.7	0.052	2.19	132.5	3.89
958465		0.013	3.53	0.0032	0.0886	0.331	27.1	0.046	2.56	124.0	4.50
958466		0.022	1.885	0.0182	0.1230	0.403	42.3	0.034	2.01	48.9	2.36
958467		0.013	2.64	0.0041	0.1305	0.394	32.4	0.045	2.96	98.5	3.53
958468		0.011	2.14	0.0040	0.1065	0.301	43.9	0.024	2.45	52.3	2.92
958469		0.010	1.330	0.1570	0.0717	0.320	126.5	0.010	4.51	82.7	4.43
958470		0.018	2.83	0.0151	0.0891	0.440	52.4	0.039	4.40	61.8	5.70
958471		0.021	3.33	0.0055	0.0961	0.485	50.0	0.048	3.98	45.8	5.22
958472		0.017	2.94	0.0098	0.0702	0.443	26.5	0.054	2.83	74.2	5.11
958473		0.030	2.55	0.0151	0.0952	0.644	43.9	0.063	2.57	54.2	2.50
958474		0.010	2.02	0.0033	0.1190	0.300	27.8	0.029	3.03	51.2	1.21

Comments: Always send INVCC to Debra Chapman. RD 9/9/2022.
2023 price list

***** See Appendix Page for comments regarding this certificate *****

ALS Canada Ltd.
2103 Dollarton Hwy
North Vancouver BC V7H 0A7
Phone: +1 604 984 0221 Fax: +1 604 984 0218
www.alsglobal.com/geochemistry

To: FANCAMP EXPLORATION LTÉE
340, AVE VICTORIA
WESTMOUNT QC H3Z 2M8

Finalized Date: 7-JUL-2024
Account: FANCAM

Project: Riley Brook

CERTIFICATE OF ANALYSIS SD24157886

Sample Description	Method Analyte Units LOD	WEI-21 Recvd Wt. kg 0.02	OA-ELE07 pH Unity 0.1	AuME-ST43 Au ppm 0.0001	AuME-ST43 Ag ppm 0.001	AuME-ST43 Al % 0.01	AuME-ST43 As ppm 0.01	AuME-ST43 B ppm 2	AuME-ST43 Ba ppm 0.05	AuME-ST43 Be ppm 0.005	AuME-ST43 Bi ppm 0.0005	AuME-ST43 Ca % 0.01	AuME-ST43 Cd ppm 0.001	AuME-ST43 Ce ppm 0.001	AuME-ST43 Co ppm 0.001	AuME-ST43 Cr ppm 0.01
958475		0.43	4.6	0.0002	0.070	1.94	2.86	<2	91.7	0.348	0.1055	0.04	0.086	40.4	3.74	31.7
958476		0.49	5.8	0.0002	0.101	1.89	5.83	<2	109.5	0.504	0.1035	0.26	0.098	42.3	9.72	59.6
958477		0.43	5.2	0.0002	0.048	2.49	19.85	<2	226	1.475	0.1320	0.20	0.180	58.5	11.30	69.0
958478		0.32	5.0	0.0001	0.305	2.47	11.40	2	107.5	0.650	0.1010	0.07	0.220	28.9	9.43	45.3
958479		0.34	6.3	0.0004	0.095	2.67	36.4	2	136.0	0.810	0.0987	0.47	0.197	80.4	19.85	86.8
958480		0.44	4.8	0.0002	0.109	2.12	9.52	<2	114.0	0.529	0.1110	0.03	0.134	30.8	7.87	29.3
958481		0.51	5.3	0.0003	0.204	1.69	20.7	2	264	0.757	0.0902	0.32	0.703	26.2	12.85	29.0
958482		0.49	5.5	0.0003	0.106	1.46	17.65	<2	112.0	0.573	0.0919	0.14	0.165	30.5	6.48	33.4
958483		0.44	5.1	0.0007	0.089	3.60	13.75	<2	90.5	1.050	0.1175	0.09	0.333	36.2	13.85	66.9
958484		0.33	5.3	0.0007	0.079	4.66	15.45	2	89.8	0.871	0.1280	0.16	0.249	23.6	7.88	67.6
958485		0.41	5.4	0.0005	0.039	3.81	7.57	2	66.7	0.574	0.0620	0.17	0.164	20.5	9.63	58.6
958486		0.42	5.1	0.0006	0.053	4.83	4.98	2	57.6	0.512	0.0557	0.11	0.193	15.70	8.23	67.8
958487		0.48	5.0	0.0002	0.039	2.91	4.20	2	50.2	0.450	0.0830	0.19	0.247	17.75	6.59	57.7
958488		0.42	5.7	0.0003	0.074	3.04	10.55	2	118.0	0.625	0.1035	0.26	0.175	28.1	12.00	65.7
958489		0.54	5.8	0.0005	0.057	3.15	16.10	2	50.2	0.704	0.0910	0.29	0.172	46.2	18.95	85.0
958490		0.45	4.7	0.0003	0.287	1.96	32.6	<2	51.5	0.440	0.1575	0.04	0.300	24.7	4.02	46.4
958491		0.35	5.1	0.0005	0.088	4.43	59.1	<2	75.4	0.790	0.0880	0.04	0.176	19.70	20.2	94.9
958492		0.48	4.4	0.0004	0.284	2.39	26.5	<2	38.3	0.408	0.202	0.02	0.267	28.2	3.54	53.1
958493		0.38	4.5	0.0003	0.128	2.08	7.32	<2	22.6	0.238	0.1115	0.01	0.089	33.4	1.395	33.6
958494		0.38	5.3	0.0003	0.103	2.37	8.94	2	70.7	0.352	0.1140	0.50	0.115	13.60	7.70	87.9
958495		0.41	5.3	0.0005	0.037	2.50	9.93	2	50.1	0.742	0.0931	0.10	0.161	52.6	11.80	57.3
958496		0.45	5.2	0.0006	0.053	4.77	10.10	2	72.7	0.770	0.0874	0.18	0.273	22.9	11.95	94.6
958497		0.30	5.2	0.0008	0.035	6.13	11.25	2	105.0	0.708	0.0729	0.11	0.219	22.8	18.00	99.3
958498		0.43	5.1	0.0007	0.045	3.67	11.20	2	75.0	0.759	0.0907	0.07	0.481	23.8	11.75	61.5
958499		0.35	4.7	0.0002	0.049	1.34	4.37	<2	82.3	0.312	0.1180	0.04	0.142	28.9	3.82	22.1
958500		0.43	4.8	0.0004	0.089	2.41	10.95	<2	43.9	0.447	0.1060	0.02	0.117	26.5	3.82	35.6

Comments: Always send INVCC to Debra Chapman. RD 9/9/2022.
2023 price list

***** See Appendix Page for comments regarding this certificate *****

ALS Canada Ltd.
2103 Dollarton Hwy
North Vancouver BC V7H 0A7
Phone: +1 604 984 0221 Fax: +1 604 984 0218
www.alsglobal.com/geochemistry

To: FANCAMP EXPLORATION LTÉE
340, AVE VICTORIA
WESTMOUNT QC H3Z 2M8

Finalized Date: 7-JUL-2024
Account: FANCAM

Project: Riley Brook

CERTIFICATE OF ANALYSIS SD24157886

Sample Description	Method	AuME-ST43	AuME-ST43	AuME-ST43	AuME-ST43	AuME-ST43	AuME-ST43	AuME-ST43	AuME-ST43	AuME-ST43	AuME-ST43	AuME-ST43	AuME-ST43	AuME-ST43	AuME-ST43	AuME-ST43
	Analyte	Cs	Cu	Fe	Ga	Ge	Hf	Hg	In	K	La	Li	Mg	Mn	Mo	Na
	Units	ppm	ppm	%	ppm	ppm	ppm	ppm	ppm	%	ppm	ppm	%	ppm	ppm	%
	LOD	0.001	0.01	0.001	0.004	0.005	0.002	0.002	0.005	0.01	0.002	0.1	0.01	0.1	0.002	0.001
958475		1.035	6.40	2.42	6.63	0.040	0.044	0.095	0.021	0.04	19.55	23.6	0.24	220	0.402	0.005
958476		1.310	11.65	2.74	5.70	0.048	0.056	0.042	0.021	0.05	17.85	28.2	0.78	383	0.848	0.001
958477		1.610	18.65	3.96	6.95	0.080	0.043	0.051	0.029	0.05	24.7	44.3	0.91	331	0.749	0.005
958478		0.980	14.75	4.79	5.47	0.040	0.043	0.059	0.036	0.03	11.45	37.9	0.53	187.0	0.431	0.005
958479		18.40	22.7	3.49	7.59	0.104	0.119	0.079	0.028	0.05	31.8	43.9	0.93	2280	2.21	0.008
958480		1.220	13.40	3.30	5.05	0.037	0.070	0.060	0.027	0.05	13.15	26.2	0.41	199.5	0.355	0.003
958481		1.685	21.0	6.41	5.60	0.045	0.042	0.065	0.059	0.06	12.75	20.0	0.20	462	0.887	0.003
958482		1.260	14.65	2.62	4.37	0.025	0.036	0.059	0.024	0.04	12.10	16.6	0.24	161.5	0.675	0.002
958483		2.58	21.0	3.80	6.98	0.029	0.223	0.095	0.042	0.03	14.10	33.3	0.82	307	0.732	0.007
958484		1.785	12.25	5.93	9.33	0.017	0.057	0.145	0.053	0.09	11.00	32.1	0.38	296	0.780	0.008
958485		1.110	11.75	3.44	6.16	0.016	0.085	0.070	0.025	0.03	8.24	24.2	0.68	207	0.542	0.006
958486		1.365	6.80	3.45	7.65	0.022	0.253	0.088	0.030	0.02	6.88	34.4	0.59	207	0.475	0.005
958487		1.710	8.16	3.51	11.35	0.029	0.058	0.083	0.024	0.02	8.59	23.0	0.55	227	0.469	0.006
958488		1.525	12.95	4.10	8.66	0.033	0.087	0.066	0.033	0.04	13.85	36.3	0.78	260	0.718	0.004
958489		2.52	19.45	3.78	6.21	0.041	0.048	0.049	0.025	0.03	10.80	25.7	1.42	529	0.504	0.005
958490		2.27	11.70	5.28	11.50	0.030	0.041	0.119	0.029	0.05	11.75	10.8	0.17	173.0	0.879	0.171
958491		2.94	29.3	6.55	11.20	0.038	0.165	0.119	0.069	0.04	7.29	41.4	0.71	307	1.060	0.004
958492		2.09	10.55	6.91	12.00	0.043	0.066	0.141	0.039	0.07	13.65	15.0	0.17	177.5	0.397	0.011
958493		0.761	6.36	4.25	7.99	0.041	0.067	0.098	0.029	0.02	15.25	19.9	0.07	38.6	0.273	0.005
958494		4.62	8.04	5.05	14.65	0.025	0.074	0.071	0.028	0.03	6.15	19.3	0.52	268	0.352	0.007
958495		1.195	14.65	3.00	6.08	0.039	0.063	0.050	0.026	0.03	16.80	24.0	0.83	233	0.312	0.005
958496		2.21	19.30	6.22	12.20	0.043	0.337	0.128	0.046	0.03	9.14	38.2	0.85	422	0.454	0.006
958497		3.16	16.00	4.84	9.28	0.033	0.420	0.098	0.042	0.03	7.34	42.6	0.86	222	0.490	0.005
958498		2.08	14.40	3.90	7.17	0.033	0.178	0.100	0.036	0.03	11.45	39.5	0.68	332	0.323	0.004
958499		1.350	7.42	2.13	7.04	0.028	0.025	0.036	0.014	0.04	12.70	7.6	0.15	423	0.309	0.003
958500		0.953	5.05	2.93	6.84	0.031	0.110	0.120	0.025	0.02	13.10	26.3	0.18	343	0.584	0.002

Comments: Always send INVCC to Debra Chapman. RD 9/9/2022.
2023 price list

***** See Appendix Page for comments regarding this certificate *****

ALS Canada Ltd.
2103 Dollarton Hwy
North Vancouver BC V7H 0A7
Phone: +1 604 984 0221 Fax: +1 604 984 0218
www.alsglobal.com/geochemistry

To: FANCAMP EXPLORATION LTÉE
340, AVE VICTORIA
WESTMOUNT QC H3Z 2M8

Finalized Date: 7-JUL-2024
Account: FANCAM

Project: Riley Brook

CERTIFICATE OF ANALYSIS SD24157886

Sample Description	Method	AuME-ST43	AuME-ST43	AuME-ST43	AuME-ST43	AuME-ST43	AuME-ST43	AuME-ST43	AuME-ST43	AuME-ST43	AuME-ST43	AuME-ST43	AuME-ST43	AuME-ST43	AuME-ST43	AuME-ST43
	Analyte	Nb	Ni	P	Pb	Pd	Pt	Rb	Re	S	Sb	Sc	Se	Sn	Sr	Ta
	Units	ppm	ppm	%	ppm	ppm	ppm	ppm	ppm	%	ppm	ppm	ppm	ppm	ppm	ppm
	LOD	0.002	0.02	0.0005	0.005	0.001	0.001	0.005	0.0002	0.002	0.002	0.005	0.002	0.01	0.01	0.005
958475		0.297	17.05	0.0693	4.62	<0.001	<0.001	16.45	0.0002	0.028	0.107	1.830	0.301	0.61	3.65	<0.005
958476		0.207	41.4	0.0549	8.11	<0.001	<0.001	13.15	0.0002	0.014	0.144	3.39	0.180	0.40	9.33	<0.005
958477		0.422	49.2	0.0739	9.77	0.001	<0.001	12.90	0.0003	0.022	0.224	5.04	0.214	0.51	11.70	<0.005
958478		0.667	39.2	0.1025	7.98	<0.001	<0.001	8.02	<0.0002	0.032	0.511	2.70	0.276	0.41	4.13	<0.005
958479		0.229	50.4	0.0478	10.65	<0.001	<0.001	13.15	0.0005	0.032	0.360	16.85	0.392	0.47	25.6	<0.005
958480		0.193	34.2	0.0630	5.32	0.001	<0.001	10.70	0.0003	0.021	0.236	2.70	0.227	0.42	3.98	<0.005
958481		0.236	32.5	0.1965	18.75	<0.001	<0.001	14.35	0.0009	0.032	0.464	6.28	0.364	0.40	10.70	<0.005
958482		0.213	22.9	0.0794	8.72	0.001	<0.001	9.45	<0.0002	0.015	0.435	2.84	0.195	0.41	4.93	<0.005
958483		0.848	52.7	0.0593	8.93	<0.001	<0.001	10.15	0.0004	0.028	0.237	4.79	0.394	0.50	5.05	<0.005
958484		1.390	21.0	0.1865	5.54	0.002	0.001	9.23	0.0003	0.066	0.285	4.76	0.741	0.78	8.92	<0.005
958485		1.360	36.2	0.0805	4.11	<0.001	<0.001	7.63	0.0002	0.037	0.175	3.40	0.428	0.54	8.38	<0.005
958486		1.635	31.9	0.0867	3.20	0.001	<0.001	6.34	0.0003	0.048	0.129	3.76	0.468	0.60	5.61	<0.005
958487		1.915	21.5	0.0718	5.08	<0.001	<0.001	4.10	<0.0002	0.035	0.118	4.12	0.259	1.07	11.40	<0.005
958488		0.859	43.1	0.0859	7.09	0.001	<0.001	12.20	0.0004	0.025	0.197	3.69	0.350	0.68	9.27	<0.005
958489		0.765	70.6	0.0525	14.65	<0.001	<0.001	5.93	0.0002	0.018	0.252	5.17	0.219	0.35	8.11	<0.005
958490		0.559	11.75	0.1325	9.78	<0.001	<0.001	24.6	0.0003	0.199	0.534	3.02	0.539	0.72	2.49	<0.005
958491		0.746	48.0	0.0725	6.90	<0.001	<0.001	15.95	0.0003	0.042	0.897	11.30	0.513	0.65	3.97	<0.005
958492		0.504	12.20	0.1550	14.25	<0.001	<0.001	25.7	0.0002	0.062	0.818	2.77	0.944	0.70	2.31	<0.005
958493		0.298	6.47	0.0531	7.70	<0.001	<0.001	6.63	<0.0002	0.040	0.220	1.950	0.564	0.56	1.88	<0.005
958494		2.82	24.4	0.0803	7.37	<0.001	<0.001	7.80	0.0008	0.043	0.187	3.23	0.221	1.37	13.20	<0.005
958495		0.625	43.6	0.0386	7.97	<0.001	<0.001	8.28	<0.0002	0.014	0.197	4.03	0.259	0.40	5.90	<0.005
958496		2.05	33.2	0.1985	5.53	0.001	<0.001	5.79	0.0002	0.056	0.169	8.35	0.601	0.89	7.49	0.006
958497		1.565	62.6	0.1125	7.30	<0.001	<0.001	8.52	0.0014	0.043	0.172	6.60	0.550	0.55	6.46	<0.005
958498		0.776	51.0	0.0776	11.65	<0.001	<0.001	8.81	0.0011	0.030	0.192	3.98	0.418	0.50	4.18	<0.005
958499		0.347	8.84	0.0740	5.96	<0.001	<0.001	10.45	0.0005	0.014	0.096	1.185	0.178	0.63	1.94	<0.005
958500		0.401	13.35	0.0606	7.94	<0.001	<0.001	6.87	0.0007	0.031	0.244	2.15	0.488	0.55	2.03	<0.005

Comments: Always send INVCC to Debra Chapman. RD 9/9/2022.
2023 price list

***** See Appendix Page for comments regarding this certificate *****

ALS Canada Ltd.
2103 Dollarton Hwy
North Vancouver BC V7H 0A7
Phone: +1 604 984 0221 Fax: +1 604 984 0218
www.alsglobal.com/geochemistry

To: FANCAMP EXPLORATION LTÉE
340, AVE VICTORIA
WESTMOUNT QC H3Z 2M8

Finalized Date: 7-JUL-2024
Account: FANCAM

Project: Riley Brook

CERTIFICATE OF ANALYSIS SD24157886

Sample Description	Method Analyte Units LOD	AuME-ST43 Te ppm 0.001	AuME-ST43 Th ppm 0.0005	AuME-ST43 Ti % 0.0001	AuME-ST43 Tl ppm 0.0005	AuME-ST43 U ppm 0.0005	AuME-ST43 V ppm 0.05	AuME-ST43 W ppm 0.001	AuME-ST43 Y ppm 0.001	AuME-ST43 Zn ppm 0.1	AuME-ST43 Zr ppm 0.01
958475		0.012	2.02	0.0033	0.1190	0.292	29.0	0.025	2.84	43.5	1.31
958476		0.012	1.285	0.0127	0.0589	0.451	32.1	0.032	9.59	61.9	1.54
958477		0.015	1.815	0.0213	0.0841	1.030	40.8	0.031	22.9	96.5	1.23
958478		0.012	1.190	0.0183	0.0772	0.296	52.6	0.035	3.85	76.2	1.30
958479		0.010	1.535	0.0525	0.1465	2.34	87.0	0.037	60.9	48.9	3.14
958480		0.015	2.55	0.0020	0.0961	0.303	32.7	0.022	2.96	81.8	2.13
958481		0.018	0.859	0.0046	0.1030	0.459	69.7	0.052	13.45	168.0	1.28
958482		0.014	1.020	0.0040	0.0662	0.291	41.5	0.035	3.84	63.0	1.00
958483		0.018	3.02	0.0142	0.0918	0.453	52.8	0.058	4.01	88.8	7.26
958484		0.026	0.929	0.0812	0.1070	0.437	85.1	0.069	5.04	90.8	1.92
958485		0.013	1.055	0.0590	0.0710	0.441	49.7	0.104	3.33	73.6	2.78
958486		0.011	1.665	0.0354	0.0809	0.403	47.2	0.056	3.18	98.8	9.27
958487		0.008	0.898	0.0774	0.0589	0.448	73.1	0.020	5.33	64.9	3.17
958488		0.019	1.855	0.0139	0.0832	0.404	59.7	0.046	5.62	114.5	2.95
958489		0.016	1.405	0.0741	0.0441	0.440	45.7	0.044	9.81	58.0	2.90
958490		0.022	1.690	0.0289	0.341	0.388	85.6	0.051	3.21	45.5	1.17
958491		0.015	2.04	0.0142	0.659	0.380	120.0	0.031	6.00	125.0	5.77
958492		0.037	2.86	0.0133	0.228	0.550	60.1	0.073	2.81	34.9	2.23
958493		0.031	3.06	0.0029	0.1030	0.336	29.6	0.049	2.41	30.6	2.68
958494		0.020	0.864	0.317	0.0551	0.366	126.0	0.024	4.95	27.3	4.31
958495		0.012	2.16	0.0225	0.0603	0.457	40.2	0.038	8.11	51.0	2.26
958496		0.015	1.580	0.0743	0.0829	0.606	85.3	0.068	9.59	74.5	11.10
958497		0.013	2.32	0.0152	0.0915	0.450	72.4	0.077	4.34	110.5	14.15
958498		0.017	2.61	0.0071	0.0962	0.314	50.1	0.048	2.98	146.0	5.58
958499		0.015	0.572	0.0071	0.0972	0.250	33.5	0.035	2.35	41.1	0.79
958500		0.012	2.64	0.0032	0.1280	0.382	29.6	0.051	2.35	51.5	3.29

Comments: Always send INVCC to Debra Chapman. RD 9/9/2022.
2023 price list

***** See Appendix Page for comments regarding this certificate *****

ALS Canada Ltd.
2103 Dollarton Hwy
North Vancouver BC V7H 0A7
Phone: +1 604 984 0221 Fax: +1 604 984 0218
www.alsglobal.com/geochemistry

To: FANCAMP EXPLORATION LTÉE
340, AVE VICTORIA
WESTMOUNT QC H3Z 2M8

Finalized Date: 7-JUL-2024
Account: FANCAM

Project: Riley Brook

CERTIFICATE OF ANALYSIS SD24157886

CERTIFICATE COMMENTS

ANALYTICAL COMMENTS

NSS is non-sufficient sample.
Applies to Method: ALL METHODS

LABORATORY ADDRESSES

Processed at ALS Sudbury located at 1351-B Kelly Lake Road, Unit #1, Sudbury, ON, Canada.
Applies to Method: LOG-22 SCR-41 WEI-21

Processed at ALS Vancouver located at 2103 Dollarton Hwy, North Vancouver, BC, Canada.
Applies to Method: AuME-ST43 OA-ELE07

ALS Canada Ltd.
2103 Dollarton Hwy
North Vancouver BC V7H 0A7
Phone: +1 604 984 0221 Fax: +1 604 984 0218
www.alsglobal.com/geochemistry

To: FANCAMP EXPLORATION LTÉE
340, AVE VICTORIA
WESTMOUNT QC H3Z 2M8

Finalized Date: 6-JUL-2024
Account: FANCAM

CERTIFICATE SD24157894

Project: Riley Brook

This report is for 227 samples of Soil submitted to our lab in Sudbury, ON, Canada on 13-JUN-2024.

The following have access to data associated with this certificate:

FRANCOIS AUCLAIR	CHRISTOPHER GRONDIN	

SAMPLE PREPARATION

ALS CODE	DESCRIPTION
WEI-21	Received Sample Weight
LOG-22	Sample login - Rcd w/o BarCode
SCR-41	Screen to -180um and save both

ANALYTICAL PROCEDURES

ALS CODE	DESCRIPTION	INSTRUMENT
AuME-ST43	25g Super Trace Au + Multi Element PKG	
OA-ELE07	Paste pH	

This is the Final Report and supersedes any preliminary report with this certificate number.Results apply to samples as submitted.All pages of this report have been checked and approved for release.
***** See Appendix Page for comments regarding this certificate *****
Comments: Always send INVCC to Debra Chapman. RD 9/9/2022.2023 price list

Signature:
Saa Traxler, Director, North Vancouver Operations

ALS Canada Ltd.
2103 Dollarton Hwy
North Vancouver BC V7H 0A7
Phone: +1 604 984 0221 Fax: +1 604 984 0218
www.alsglobal.com/geochemistry

To: FANCAMP EXPLORATION LTÉE
340, AVE VICTORIA
WESTMOUNT QC H3Z 2M8

Project: Riley Brook

CERTIFICATE OF ANALYSIS SD24157894

Sample Description	Method	WEI-21	OA-ELE07	AuME-ST43	AuME-ST43	AuME-ST43	AuME-ST43	AuME-ST43	AuME-ST43	AuME-ST43	AuME-ST43	AuME-ST43	AuME-ST43	AuME-ST43	AuME-ST43	AuME-ST43
	Analyte	Recvd Wt.	pH	Au	Ag	Al	As	B	Ba	Be	Bi	Ca	Cd	Ce	Co	Cr
	Units	kg	Unity	ppm	ppm	%	ppm	ppm	ppm	ppm	ppm	%	ppm	ppm	ppm	ppm
	LOD	0.02	0.1	0.0001	0.001	0.01	0.01	2	0.05	0.005	0.0005	0.01	0.001	0.001	0.001	0.01
958051		0.41	4.8	0.0005	0.072	3.38	4.72	2	42.6	0.573	0.1010	0.08	0.088	25.9	9.82	71.9
958052		0.57	4.9	0.0005	0.079	3.61	5.49	2	37.7	0.593	0.0806	0.07	0.195	19.45	10.60	64.8
958053		0.53	4.8	0.0006	0.066	3.50	4.81	2	34.5	0.700	0.0984	0.10	0.117	23.9	11.20	84.9
958054		0.42	4.7	0.0004	0.049	3.25	3.90	<2	44.8	0.547	0.0845	0.09	0.162	18.90	8.71	78.0
958055		0.51	4.6	0.0005	0.032	3.69	6.83	2	40.7	0.627	0.1085	0.06	0.131	25.3	8.82	57.3
958056		0.53	4.5	0.0003	0.103	0.88	5.60	<2	60.2	0.625	0.253	0.11	0.126	48.8	1.970	12.45
958057		0.39	4.8	0.0007	0.094	3.59	16.50	<2	62.8	1.075	0.1845	0.03	0.215	29.2	4.79	37.0
958058		0.57	5.0	0.0006	0.079	3.29	9.20	<2	87.9	0.941	0.1520	0.08	0.197	31.0	7.28	45.7
958059		0.62	4.9	0.0007	0.059	2.36	4.45	<2	49.4	0.574	0.0960	0.08	0.104	30.9	10.60	48.9
958060		0.67	5.0	0.0003	0.026	2.47	2.08	<2	37.7	0.417	0.1060	0.12	0.115	23.7	8.37	44.9
958061		0.54	4.5	0.0004	0.013	2.87	2.50	<2	33.6	0.292	0.1485	0.09	0.121	18.35	8.75	60.8
958062		0.52	4.7	0.0003	0.009	2.01	2.38	<2	22.6	0.236	0.0824	0.10	0.055	19.15	8.25	49.3
958063		0.61	5.4	0.0003	0.017	1.93	3.53	<2	43.6	0.391	0.0955	0.19	0.071	27.9	11.90	50.5
958064		0.37	5.2	0.0003	0.038	2.58	9.01	2	48.4	0.862	0.1090	0.19	0.117	44.8	14.95	71.5
958065		0.41	5.0	0.0004	0.065	2.72	10.40	2	57.2	0.817	0.1335	0.08	0.161	32.7	7.57	46.0
958066		0.49	5.0	0.0006	0.106	3.56	13.00	2	55.7	1.795	0.1755	0.07	0.175	68.3	11.35	49.6
958067		0.28	5.3	0.0005	0.082	2.27	6.58	3	76.9	0.520	0.1275	0.36	0.352	29.8	12.90	63.2
958068		0.43	4.9	0.0003	0.122	3.11	5.85	2	38.4	0.725	0.1180	0.08	0.140	25.9	9.18	61.0
958069		0.47	4.9	0.0010	0.045	3.37	6.22	2	31.2	0.829	0.1390	0.04	0.117	29.9	8.92	48.8
958070		0.43	4.9	0.0006	0.219	2.39	4.09	2	50.9	0.491	0.1845	0.09	0.159	38.7	7.11	46.6
958071		0.42	4.9	0.0006	0.101	4.04	4.37	2	36.3	0.577	0.1210	0.08	0.097	19.95	8.79	68.7
958072		0.49	4.9	0.0007	0.060	3.57	16.65	<2	22.6	0.687	0.1385	0.11	0.126	28.4	6.21	66.2
958073		0.42	4.9	0.0003	0.045	1.92	3.38	<2	27.2	0.462	0.0879	0.17	0.098	17.00	6.37	46.2
958074		0.49	5.1	0.0003	0.109	3.07	4.51	2	38.6	0.622	0.0780	0.16	0.144	24.7	9.58	57.1
958075		0.42	5.2	0.0007	0.117	3.27	3.36	<2	46.0	0.444	0.1120	0.07	0.082	20.4	7.57	47.3
958076		0.49	4.4	0.0012	0.050	1.13	4.99	<2	34.4	0.231	0.281	0.08	0.154	28.0	2.73	15.30
958077		0.37	4.8	0.0005	0.120	3.16	7.93	2	62.2	0.649	0.213	0.09	0.280	26.6	6.54	53.4
958078		0.51	5.1	0.0008	0.049	3.87	4.11	2	33.2	0.760	0.1140	0.07	0.172	25.7	6.39	44.3
958079		0.46	5.0	0.0014	0.049	3.15	4.26	<2	31.7	0.864	0.1225	0.06	0.106	31.4	8.21	34.0
958080		0.50	5.1	0.0008	0.074	3.33	6.18	2	39.9	0.782	0.0917	0.07	0.190	27.0	11.35	54.8
958081		0.59	4.4	0.0004	0.070	2.61	6.51	2	47.6	0.681	0.1305	0.08	0.124	41.1	9.81	48.0
958082		0.44	5.0	0.0005	0.140	4.66	6.20	3	40.3	0.705	0.0846	0.18	0.189	25.1	15.15	85.0
958083		0.44	4.6	0.0005	0.030	2.92	5.01	2	33.1	0.528	0.1225	0.10	0.125	27.5	12.65	78.7
958084		0.45	4.7	0.0003	0.072	2.49	5.41	2	38.9	0.560	0.1610	0.11	0.091	25.8	9.33	69.2
958085		0.56	4.9	0.0005	0.060	2.85	6.16	2	33.8	0.610	0.0989	0.10	0.099	29.8	9.75	56.5
958086		0.42	5.0	0.0005	0.067	3.72	7.06	2	42.9	0.612	0.0698	0.14	0.157	21.5	13.35	81.4
958087		0.56	5.0	0.0006	0.059	3.95	2.86	2	42.2	0.529	0.1060	0.16	0.119	15.10	15.60	84.0
958088		0.46	4.7	0.0013	0.020	4.36	13.30	3	37.3	1.300	0.0532	0.62	0.129	35.7	40.9	172.0
958089		0.46	4.8	0.0004	0.037	3.67	9.50	2	36.7	0.929	0.0865	0.30	0.153	26.6	24.0	123.0
958090		0.49	5.7	0.0004	0.213	3.30	12.55	2	70.1	2.00	0.1910	0.49	0.362	68.3	17.60	102.0

Comments: Always send INVCC to Debra Chapman. RD 9/9/2022.2023 price list

***** See Appendix Page for comments regarding this certificate *****

ALS Canada Ltd.
2103 Dollarton Hwy
North Vancouver BC V7H 0A7
Phone: +1 604 984 0221 Fax: +1 604 984 0218
www.alsglobal.com/geochemistry

To: FANCAMP EXPLORATION LTÉE
340, AVE VICTORIA
WESTMOUNT QC H3Z 2M8

Project: Riley Brook

CERTIFICATE OF ANALYSIS SD24157894

Sample Description	Method	AuME-ST43	AuME-ST43	AuME-ST43	AuME-ST43	AuME-ST43	AuME-ST43	AuME-ST43	AuME-ST43	AuME-ST43	AuME-ST43	AuME-ST43	AuME-ST43	AuME-ST43	AuME-ST43	AuME-ST43
	Analyte	Cs	Cu	Fe	Ga	Ge	Hf	Hg	In	K	La	Li	Mg	Mn	Mo	Na
	Units	ppm	ppm	%	ppm	ppm	ppm	ppm	ppm	%	ppm	ppm	%	ppm	ppm	%
	LOD	0.001	0.01	0.001	0.004	0.005	0.002	0.002	0.005	0.01	0.002	0.1	0.01	0.1	0.002	0.001
958051		1.595	16.90	4.37	8.01	0.042	0.094	0.107	0.039	0.02	10.70	23.2	0.67	217	0.592	0.007
958052		1.415	15.80	3.10	5.77	0.029	0.194	0.101	0.026	0.02	6.97	25.6	0.72	253	0.464	0.004
958053		1.430	19.25	4.37	7.94	0.038	0.142	0.100	0.039	0.03	8.72	23.9	0.86	328	0.435	0.005
958054		1.085	12.95	4.18	8.09	0.034	0.125	0.089	0.033	0.02	7.58	25.4	0.61	200	0.304	0.004
958055		1.645	12.05	3.55	6.90	0.031	0.185	0.091	0.033	0.03	10.15	28.4	0.69	298	0.309	0.003
958056		1.335	7.03	2.57	9.25	0.047	0.011	0.040	0.017	0.08	20.2	5.2	0.10	178.5	0.279	0.003
958057		2.89	9.73	5.56	9.89	0.036	0.242	0.143	0.045	0.04	9.84	30.3	0.24	366	0.844	<0.001
958058		1.640	10.35	4.04	8.57	0.042	0.134	0.101	0.035	0.04	13.15	35.0	0.52	589	0.939	0.003
958059		1.045	13.50	3.33	6.15	0.039	0.111	0.058	0.020	0.04	13.20	22.5	0.62	388	0.329	0.004
958060		1.360	8.33	2.34	7.88	0.036	0.032	0.052	0.021	0.03	11.65	24.3	0.72	230	0.418	0.005
958061		1.295	12.15	3.15	10.95	0.030	0.121	0.054	0.027	0.05	8.57	33.0	0.84	193.5	0.206	0.005
958062		0.942	9.14	2.62	7.11	0.031	0.058	0.028	0.017	0.03	9.37	20.9	0.76	177.5	0.311	0.005
958063		1.050	8.52	2.71	6.07	0.035	0.017	0.025	0.017	0.04	12.35	22.5	0.90	371	0.396	0.006
958064		3.80	20.1	3.65	6.98	0.055	0.028	0.048	0.028	0.05	14.95	27.3	1.06	592	0.563	0.006
958065		2.88	12.50	4.13	6.70	0.037	0.055	0.074	0.031	0.05	12.65	35.1	0.55	263	0.682	0.005
958066		4.50	19.25	3.86	7.53	0.047	0.138	0.116	0.038	0.07	17.30	35.2	0.75	641	1.145	0.004
958067		1.830	20.4	3.15	6.19	0.036	0.036	0.076	0.031	0.05	12.15	17.6	0.74	923	0.588	0.007
958068		1.870	14.95	3.63	7.25	0.033	0.051	0.106	0.041	0.03	10.85	26.3	0.56	268	0.440	0.003
958069		1.720	13.90	3.33	7.75	0.041	0.245	0.124	0.047	0.03	14.50	25.8	0.57	234	0.697	0.001
958070		1.040	11.90	4.18	9.82	0.046	0.155	0.109	0.037	0.07	19.50	19.2	0.36	558	0.326	0.004
958071		1.765	9.86	4.18	9.64	0.030	0.253	0.117	0.042	0.04	8.26	30.5	0.49	220	0.495	0.003
958072		1.990	10.75	4.30	8.61	0.038	0.113	0.127	0.045	0.04	13.50	42.1	0.35	197.0	3.01	0.005
958073		1.170	9.21	2.93	7.81	0.034	0.046	0.048	0.024	0.02	9.71	16.3	0.43	135.0	0.685	0.004
958074		1.170	14.35	3.55	6.06	0.038	0.060	0.092	0.030	0.02	10.10	21.0	0.61	213	0.656	0.003
958075		1.350	10.75	3.33	8.75	0.029	0.143	0.089	0.031	0.03	8.93	24.5	0.38	184.5	0.369	0.004
958076		1.065	4.57	1.480	12.25	0.040	0.006	0.030	0.025	0.04	15.25	7.4	0.23	143.5	0.563	0.004
958077		0.988	9.80	6.36	14.65	0.038	0.072	0.111	0.058	0.05	9.15	21.1	0.34	243	0.740	0.004
958078		1.175	10.50	3.27	7.42	0.034	0.315	0.185	0.057	0.02	11.25	26.4	0.43	224	0.619	0.004
958079		0.903	9.57	2.91	7.47	0.033	0.317	0.063	0.055	0.02	10.30	19.3	0.52	204	0.438	0.004
958080		1.390	15.30	3.40	7.18	0.036	0.307	0.089	0.047	0.02	10.10	23.9	0.72	276	0.393	0.004
958081		1.560	16.70	3.10	6.47	0.036	0.098	0.056	0.033	0.03	13.40	22.3	0.67	278	0.364	0.004
958082		2.58	24.1	3.82	6.94	0.047	0.128	0.163	0.048	0.03	7.94	22.8	0.88	357	0.489	0.008
958083		1.880	20.1	3.66	8.95	0.042	0.074	0.073	0.037	0.03	10.20	19.3	0.81	319	0.352	0.006
958084		2.39	14.00	3.73	10.00	0.048	0.057	0.080	0.040	0.03	11.15	22.4	0.79	362	0.429	0.007
958085		1.545	16.85	3.30	6.75	0.038	0.143	0.108	0.041	0.02	10.40	20.8	0.78	276	0.529	0.004
958086		1.320	16.85	3.45	5.67	0.027	0.253	0.095	0.040	0.02	7.05	18.6	0.86	344	0.487	0.005
958087		1.585	12.40	2.53	7.15	0.027	0.234	0.065	0.043	0.02	7.28	24.6	1.01	276	0.304	0.003
958088		4.49	55.3	6.97	12.50	0.069	0.433	0.043	0.062	0.03	9.12	36.7	2.81	1665	0.447	0.002
958089		3.49	34.0	5.26	9.01	0.045	0.203	0.064	0.050	0.03	9.45	28.6	1.76	873	0.518	0.002
958090		5.60	15.05	3.10	8.68	0.212	0.041	0.100	0.045	0.05	62.8	28.4	1.03	988	1.560	0.009

Comments: Always send INVCC to Debra Chapman. RD 9/9/2022.2023 price list

***** See Appendix Page for comments regarding this certificate *****

ALS Canada Ltd.
2103 Dollarton Hwy
North Vancouver BC V7H 0A7
Phone: +1 604 984 0221 Fax: +1 604 984 0218
www.alsglobal.com/geochemistry

To: FANCAMP EXPLORATION LTÉE
340, AVE VICTORIA
WESTMOUNT QC H3Z 2M8

Project: Riley Brook

CERTIFICATE OF ANALYSIS SD24157894

Sample Description	Method	AuME-ST43	AuME-ST43	AuME-ST43	AuME-ST43	AuME-ST43	AuME-ST43	AuME-ST43	AuME-ST43	AuME-ST43	AuME-ST43	AuME-ST43	AuME-ST43	AuME-ST43	AuME-ST43	AuME-ST43
	Analyte	Nb	Ni	P	Pb	Pd	Pt	Rb	Re	S	Sb	Sc	Se	Sn	Sr	Ta
	Units	ppm	ppm	%	ppm	ppm	ppm	ppm	ppm	%	ppm	ppm	ppm	ppm	ppm	ppm
	LOD	0.002	0.02	0.0005	0.005	0.001	0.001	0.005	0.0002	0.002	0.002	0.005	0.002	0.01	0.01	0.005
958051		1.760	37.9	0.0506	6.88	<0.001	<0.001	8.04	0.0004	0.044	0.248	4.93	0.543	0.63	5.46	<0.005
958052		1.340	44.7	0.0536	6.24	0.001	<0.001	10.95	0.0003	0.032	0.259	3.56	0.408	0.47	4.00	<0.005
958053		1.785	44.1	0.0579	7.05	0.001	<0.001	8.74	0.0002	0.040	0.259	4.58	0.456	0.69	5.15	<0.005
958054		1.755	35.3	0.0704	6.09	<0.001	<0.001	8.32	0.0002	0.034	0.225	4.22	0.373	0.66	5.74	<0.005
958055		1.085	38.3	0.0634	7.47	0.001	<0.001	10.25	0.0005	0.032	0.279	3.78	0.495	0.61	3.43	<0.005
958056		0.707	5.84	0.0672	9.63	<0.001	<0.001	21.1	0.0002	0.026	0.293	0.720	0.219	1.34	5.61	<0.005
958057		0.935	18.10	0.1510	13.60	<0.001	<0.001	9.40	<0.0002	0.058	0.386	2.18	0.827	0.86	2.27	<0.005
958058		0.763	30.2	0.0837	7.35	<0.001	<0.001	12.95	0.0002	0.030	0.261	3.02	0.446	0.79	6.15	<0.005
958059		0.681	36.0	0.0594	9.86	0.001	<0.001	8.65	0.0003	0.017	0.274	2.99	0.261	0.44	3.56	<0.005
958060		0.919	30.4	0.0259	7.99	0.001	<0.001	9.41	<0.0002	0.014	0.154	3.32	0.159	0.96	7.01	<0.005
958061		1.255	40.7	0.0209	10.20	<0.001	<0.001	10.40	<0.0002	0.017	0.221	3.66	0.143	0.98	5.35	<0.005
958062		0.760	33.7	0.0140	7.06	<0.001	<0.001	5.99	<0.0002	0.011	0.178	2.77	0.106	0.58	5.67	<0.005
958063		0.412	39.3	0.0319	8.94	<0.001	<0.001	8.69	<0.0002	0.012	0.179	2.82	0.143	0.51	8.87	<0.005
958064		0.681	54.0	0.0615	12.25	0.001	<0.001	8.21	0.0004	0.023	0.401	4.25	0.235	0.46	9.14	<0.005
958065		0.899	30.8	0.0983	9.99	0.001	<0.001	11.35	0.0002	0.030	0.368	2.31	0.371	0.64	4.17	<0.005
958066		0.824	48.1	0.0888	18.20	<0.001	<0.001	15.05	0.0003	0.037	0.360	2.42	0.554	0.65	4.36	<0.005
958067		1.220	38.9	0.0688	12.75	0.002	<0.001	11.05	<0.0002	0.050	0.387	3.39	0.361	0.75	17.05	<0.005
958068		1.555	35.5	0.0667	8.09	0.001	<0.001	11.50	<0.0002	0.041	0.312	3.44	0.459	0.73	4.61	<0.005
958069		1.660	33.6	0.0653	11.95	<0.001	<0.001	11.40	<0.0002	0.031	0.303	3.15	0.624	0.71	3.13	<0.005
958070		0.875	21.7	0.1110	9.77	<0.001	<0.001	11.05	<0.0002	0.038	0.185	2.53	0.517	0.80	4.84	<0.005
958071		2.10	33.6	0.0994	8.86	<0.001	<0.001	10.15	<0.0002	0.063	0.236	4.44	0.570	0.83	4.42	<0.005
958072		2.07	21.3	0.0580	11.20	0.001	<0.001	7.80	0.0002	0.046	0.249	3.75	0.696	0.77	6.09	<0.005
958073		1.765	20.5	0.0309	7.04	<0.001	<0.001	6.32	<0.0002	0.027	0.209	3.03	0.207	0.73	8.70	<0.005
958074		1.740	36.3	0.0566	7.19	<0.001	<0.001	5.63	<0.0002	0.037	0.252	3.39	0.487	0.48	7.75	<0.005
958075		1.225	26.4	0.0711	7.45	<0.001	<0.001	8.85	<0.0002	0.039	0.190	3.90	0.383	0.74	3.83	<0.005
958076		0.481	8.75	0.0378	10.75	<0.001	<0.001	12.75	<0.0002	0.013	0.181	1.780	0.143	1.25	4.72	<0.005
958077		2.42	21.4	0.0952	13.80	<0.001	<0.001	11.60	<0.0002	0.049	0.327	2.88	0.691	1.24	7.34	<0.005
958078		1.970	24.0	0.0705	9.48	<0.001	<0.001	8.29	0.0004	0.038	0.223	3.48	0.758	0.87	4.50	<0.005
958079		2.19	25.6	0.0457	10.05	<0.001	<0.001	8.07	<0.0002	0.043	0.262	3.83	0.334	1.18	3.91	<0.005
958080		1.390	33.5	0.0565	9.16	<0.001	0.001	9.16	<0.0002	0.031	0.256	4.44	0.375	0.69	5.92	<0.005
958081		0.904	37.4	0.0572	10.05	<0.001	<0.001	11.20	<0.0002	0.018	0.284	3.58	0.210	0.75	5.18	<0.005
958082		2.11	50.5	0.0895	6.73	<0.001	<0.001	7.91	<0.0002	0.047	0.318	5.60	0.701	0.70	13.05	<0.005
958083		1.600	42.4	0.0607	8.46	<0.001	<0.001	8.95	0.0007	0.025	0.415	5.08	0.368	0.87	6.88	<0.005
958084		2.13	33.9	0.0448	8.39	0.001	<0.001	14.10	0.0004	0.023	0.351	4.64	0.341	1.17	6.53	<0.005
958085		1.925	36.2	0.0387	7.98	<0.001	<0.001	8.10	0.0002	0.023	0.358	4.33	0.363	0.77	5.83	<0.005
958086		1.745	41.0	0.0602	6.98	0.001	<0.001	6.86	<0.0002	0.034	0.333	5.10	0.395	0.63	8.47	<0.005
958087		1.925	50.2	0.0357	8.18	<0.001	<0.001	5.44	<0.0002	0.029	0.294	5.68	0.203	0.69	7.90	<0.005
958088		1.160	88.3	0.0638	7.12	0.001	0.001	7.60	<0.0002	0.013	1.035	18.25	0.382	0.88	25.6	<0.005
958089		1.830	58.4	0.0646	7.68	<0.001	<0.001	9.56	<0.0002	0.018	0.701	11.15	0.335	0.78	14.30	<0.005
958090		0.576	46.5	0.0843	18.50	<0.001	<0.001	14.40	0.0009	0.082	0.339	6.86	0.733	0.76	20.5	0.006

Comments: Always send INVCC to Debra Chapman. RD 9/9/2022.2023 price list

***** See Appendix Page for comments regarding this certificate *****

ALS Canada Ltd.
2103 Dollarton Hwy
North Vancouver BC V7H 0A7
Phone: +1 604 984 0221 Fax: +1 604 984 0218
www.alsglobal.com/geochemistry

To: FANCAMP EXPLORATION LTÉE
340, AVE VICTORIA
WESTMOUNT QC H3Z 2M8

Finalized Date: 6-JUL-2024
Account: FANCAM

Project: Riley Brook

CERTIFICATE OF ANALYSIS SD24157894

Sample Description	Method	AuME-ST43	AuME-ST43	AuME-ST43	AuME-ST43	AuME-ST43	AuME-ST43	AuME-ST43	AuME-ST43	AuME-ST43	AuME-ST43
	Analyte	Te	Th	Ti	Tl	U	V	W	Y	Zn	Zr
	Units	ppm	ppm	%	ppm	ppm	ppm	ppm	ppm	ppm	ppm
	LOD	0.001	0.0005	0.0001	0.0005	0.0005	0.05	0.001	0.001	0.1	0.01
958051		0.013	0.917	0.1235	0.0872	0.537	64.8	0.048	7.08	40.9	5.34
958052		0.014	1.520	0.0831	0.0742	0.465	47.5	0.053	3.42	77.9	7.31
958053		0.015	1.215	0.1710	0.0728	0.564	68.3	0.036	5.93	50.4	7.32
958054		0.012	1.390	0.1460	0.0831	0.436	69.5	0.023	4.26	72.9	7.16
958055		0.020	2.16	0.0437	0.0931	0.494	49.8	0.041	3.88	72.3	6.50
958056		0.019	0.348	0.0197	0.1270	0.492	28.1	0.022	3.76	31.4	0.57
958057		0.019	2.23	0.0050	0.1585	0.684	37.0	0.110	3.01	135.0	7.12
958058		0.018	2.56	0.0092	0.1445	0.579	43.4	0.048	3.55	69.8	4.25
958059		0.015	2.30	0.0304	0.0645	0.535	42.3	0.020	3.94	44.2	3.76
958060		0.007	1.720	0.0832	0.0858	0.539	45.5	0.009	3.45	43.9	1.66
958061		0.008	2.17	0.1120	0.0864	0.490	56.4	0.002	2.53	49.6	5.87
958062		0.007	2.05	0.1140	0.0443	0.374	50.3	0.006	2.58	32.3	3.27
958063		0.007	1.470	0.0669	0.0457	0.474	40.2	0.009	5.65	51.1	0.90
958064		0.020	1.680	0.1100	0.0654	0.976	50.9	0.037	14.90	54.7	1.62
958065		0.021	1.155	0.0221	0.1325	0.604	43.4	0.046	4.55	75.0	1.81
958066		0.018	1.830	0.0101	0.1565	0.906	36.9	0.040	6.08	108.0	3.79
958067		0.015	0.823	0.1230	0.0846	0.582	59.8	0.057	6.68	69.3	2.03
958068		0.015	0.720	0.0650	0.0994	0.553	60.6	0.043	5.55	69.1	2.35
958069		0.016	2.65	0.0245	0.1250	0.704	40.2	0.064	5.35	70.6	7.27
958070		0.022	2.03	0.0131	0.1030	0.486	53.2	0.026	3.44	50.3	4.47
958071		0.013	2.38	0.0582	0.0971	0.606	61.0	0.037	3.87	64.8	8.57
958072		0.016	1.120	0.0297	0.0952	0.703	61.5	0.075	5.12	25.7	4.11
958073		0.014	0.794	0.0818	0.0547	0.397	71.6	0.035	5.81	23.5	2.29
958074		0.012	0.722	0.0770	0.0646	0.524	47.5	0.047	6.25	41.1	2.94
958075		0.008	1.950	0.0258	0.0930	0.383	49.0	0.027	3.23	73.1	4.70
958076		0.009	0.716	0.0210	0.1370	0.314	29.9	0.019	2.91	32.5	0.36
958077		0.023	1.175	0.0647	0.1625	0.569	83.9	0.036	3.19	73.9	3.34
958078		0.013	2.45	0.0513	0.1740	0.567	40.3	0.055	4.04	112.0	10.40
958079		0.008	2.55	0.0973	0.0863	0.538	42.8	0.070	4.66	63.1	11.00
958080		0.012	2.57	0.0656	0.0853	0.523	49.6	0.041	3.81	110.5	10.70
958081		0.012	2.82	0.0576	0.1125	0.551	47.1	0.049	4.59	62.1	4.08
958082		0.016	1.510	0.224	0.0976	0.508	69.9	0.083	4.73	61.2	7.15
958083		0.012	1.930	0.1700	0.0985	0.512	73.6	0.058	4.89	57.8	3.83
958084		0.015	1.990	0.217	0.1005	0.528	72.4	0.081	5.20	57.7	3.08
958085		0.010	2.11	0.1350	0.0931	0.536	57.8	0.075	5.02	51.7	6.12
958086		0.014	1.700	0.1845	0.0794	0.596	66.7	0.046	5.14	47.6	10.85
958087		0.007	1.760	0.1995	0.0802	0.432	54.7	0.041	4.67	38.4	9.83
958088		0.009	1.570	0.560	0.1145	0.445	161.5	0.166	11.80	70.9	23.3
958089		0.016	1.710	0.315	0.0915	0.452	112.5	0.134	10.70	71.1	10.90
958090		0.009	0.442	0.0655	0.1820	5.32	56.2	0.081	70.4	90.0	1.30

Comments: Always send INVCC to Debra Chapman. RD 9/9/2022.2023 price list

***** See Appendix Page for comments regarding this certificate *****

ALS Canada Ltd.
2103 Dollarton Hwy
North Vancouver BC V7H 0A7
Phone: +1 604 984 0221 Fax: +1 604 984 0218
www.alsglobal.com/geochemistry

To: FANCAMP EXPLORATION LTÉE
340, AVE VICTORIA
WESTMOUNT QC H3Z 2M8

Finalized Date: 6-JUL-2024
Account: FANCAM

Project: Riley Brook

CERTIFICATE OF ANALYSIS SD24157894

Sample Description	Method	WEI-21	OA-ELE07	AuME-ST43	AuME-ST43	AuME-ST43	AuME-ST43	AuME-ST43	AuME-ST43	AuME-ST43	AuME-ST43	AuME-ST43	AuME-ST43	AuME-ST43	AuME-ST43	AuME-ST43
	Analyte	Recvd Wt.	pH	Au	Ag	Al	As	B	Ba	Be	Bi	Ca	Cd	Ce	Co	Cr
	Units	kg	Unity	ppm	ppm	%	ppm	ppm	ppm	ppm	ppm	%	ppm	ppm	ppm	ppm
	LOD	0.02	0.1	0.0001	0.001	0.01	0.01	2	0.05	0.005	0.0005	0.01	0.001	0.001	0.001	0.01
958091		0.26	4.5	0.0005	0.081	2.03	9.74	4	82.6	0.548	0.216	0.11	0.142	44.2	8.46	40.5
958092		0.40	5.2	0.0011	0.059	4.27	4.19	2	65.1	0.793	0.0979	0.19	0.182	39.1	14.60	80.8
958093		0.47	4.8	0.0005	0.048	3.07	4.25	<2	30.6	0.428	0.0809	0.06	0.091	16.60	10.75	53.2
958101		0.28	4.8	0.0011	0.074	4.35	5.95	2	49.5	1.370	0.1770	0.03	0.245	47.2	6.04	38.8
958102		0.21	5.1	0.0007	0.280	3.41	17.65	4	116.5	9.30	0.246	0.32	0.524	259	14.75	79.1
958103		0.23	4.8	0.0045	0.291	3.89	8.54	3	27.8	1.775	0.271	0.02	0.300	72.9	2.82	12.80
958104		0.35	4.4	0.0011	0.043	3.18	5.77	2	32.2	0.857	0.1480	0.03	0.137	36.0	6.04	39.2
958105		0.28	4.9	0.0003	0.035	1.80	6.31	2	25.9	0.521	0.1340	0.22	0.109	37.8	5.82	35.8
958106		0.29	4.7	0.0004	0.183	2.71	6.07	3	92.9	0.787	0.1170	0.11	0.269	31.2	9.85	57.8
958107		0.39	4.6	0.0001	0.065	1.10	1.90	<2	54.5	0.295	0.1025	0.08	0.097	29.3	2.71	23.6
958108		0.44	4.8	0.0003	0.085	2.41	5.78	2	30.3	0.548	0.0936	0.08	0.100	31.3	7.72	44.7
958109		0.41	4.8	0.0006	0.078	3.13	5.28	<2	53.2	0.979	0.1375	0.04	0.153	37.1	8.32	48.4
958110		0.35	4.8	0.0057	0.040	3.27	8.07	2	45.5	1.405	0.1425	0.03	0.165	84.1	8.66	41.4
958111		0.42	5.0	<0.0001	0.139	4.97	4.95	3	37.1	0.700	0.1090	0.12	0.235	17.05	9.76	96.3
958112		0.53	4.9	0.0001	0.087	2.26	4.67	<2	19.55	0.616	0.1140	0.09	0.084	34.0	5.28	38.8
958113		0.44	5.0	0.0002	0.092	2.45	5.94	<2	27.2	1.120	0.1755	0.13	0.118	40.5	5.61	35.9
958114		0.57	5.0	0.0005	0.100	1.95	4.81	<2	23.7	0.578	0.1345	0.08	0.073	40.5	4.87	36.1
958115		0.42	4.7	0.0002	0.064	2.28	5.22	<2	37.4	0.301	0.1730	0.11	0.133	19.05	4.24	60.9
958116		0.42	5.0	0.0003	0.097	3.60	7.28	2	28.4	0.834	0.1160	0.07	0.125	35.2	9.80	74.2
958117		0.42	5.0	0.0006	0.090	4.56	5.59	2	48.9	0.729	0.0892	0.12	0.204	26.5	12.20	89.7
958118		0.24	5.4	0.0004	0.147	2.89	2.65	3	69.6	0.560	0.1320	0.55	0.576	15.45	10.00	71.0
958119		0.45	4.9	<0.0001	0.108	3.38	4.87	2	42.9	0.795	0.0872	0.10	0.155	25.0	7.05	53.8
958120		0.31	4.9	0.0001	0.043	2.47	3.11	<2	24.7	0.397	0.1230	0.09	0.158	26.0	3.43	34.5
958121		0.40	5.0	0.0002	0.029	3.84	5.13	<2	33.5	0.631	0.0876	0.08	0.115	33.6	8.78	62.8
958122		0.34	5.1	0.0001	0.060	3.23	4.21	<2	44.7	0.501	0.1205	0.12	0.112	27.8	11.05	58.4
958123		0.42	5.2	0.0001	0.087	3.25	3.99	<2	37.5	0.697	0.0788	0.11	0.082	32.6	9.33	59.4
958124		0.37	5.0	0.0001	0.097	4.05	3.31	<2	38.4	0.643	0.0727	0.14	0.169	22.5	9.77	72.5
958125		0.37	4.4	0.0020	0.076	2.72	3.84	<2	44.9	0.472	0.1105	0.08	0.160	28.6	10.10	60.3
958126		0.43	4.8	0.0001	0.089	3.04	4.17	<2	39.8	0.485	0.1085	0.12	0.094	25.1	7.87	70.4
958127		0.47	5.0	0.0005	0.054	2.77	3.86	<2	37.4	0.554	0.0938	0.09	0.091	26.5	8.22	50.4
958128		0.52	4.7	0.0004	0.061	3.92	3.17	<2	51.0	0.605	0.0890	0.10	0.075	19.55	16.30	135.0
958129		0.43	5.1	0.0002	0.065	3.65	4.04	<2	36.5	0.594	0.0683	0.09	0.098	25.5	10.00	52.1
958130		0.49	4.8	<0.0001	0.050	3.23	4.13	<2	35.7	0.580	0.0795	0.07	0.101	25.9	8.01	49.5
958131		0.15	4.9	0.0002	0.126	2.86	2.24	2	43.2	0.292	0.1630	0.24	0.532	12.75	9.04	66.5
958132		0.40	4.7	0.0002	0.108	3.10	4.62	2	39.3	0.527	0.1370	0.09	0.247	25.5	4.62	37.8
958133		0.37	4.7	0.0003	0.067	3.11	3.15	<2	23.5	0.566	0.1420	0.03	0.158	29.9	2.96	33.7
958134		0.46	4.7	0.0003	0.106	3.18	6.06	2	65.0	0.643	0.1325	0.07	0.239	38.0	5.27	40.0
958135		0.47	4.7	0.0001	0.057	2.36	2.55	<2	33.6	0.402	0.0740	0.06	0.117	26.1	4.75	34.3
958136		0.41	4.7	0.0003	0.120	2.04	3.02	<2	38.7	0.306	0.0965	0.05	0.101	24.5	4.71	34.8
958137		0.39	4.7	0.0004	0.070	2.92	6.15	2	42.6	0.672	0.1145	0.05	0.132	32.3	11.20	50.3

Comments: Always send INVCC to Debra Chapman. RD 9/9/2022.2023 price list

***** See Appendix Page for comments regarding this certificate *****

ALS Canada Ltd.
2103 Dollarton Hwy
North Vancouver BC V7H 0A7
Phone: +1 604 984 0221 Fax: +1 604 984 0218
www.alsglobal.com/geochemistry

To: FANCAMP EXPLORATION LTÉE
340, AVE VICTORIA
WESTMOUNT QC H3Z 2M8

Project: Riley Brook

CERTIFICATE OF ANALYSIS SD24157894

Sample Description	Method	AuME-ST43	AuME-ST43	AuME-ST43	AuME-ST43	AuME-ST43	AuME-ST43	AuME-ST43	AuME-ST43	AuME-ST43	AuME-ST43	AuME-ST43	AuME-ST43	AuME-ST43	AuME-ST43	AuME-ST43
	Analyte	Cs	Cu	Fe	Ga	Ge	Hf	Hg	In	K	La	Li	Mg	Mn	Mo	Na
	Units	ppm	ppm	%	ppm	ppm	ppm	ppm	ppm	%	ppm	ppm	%	ppm	ppm	%
	LOD	0.001	0.01	0.001	0.004	0.005	0.002	0.002	0.005	0.01	0.002	0.1	0.01	0.1	0.002	0.001
958091		3.00	16.50	3.68	9.13	0.054	0.073	0.063	0.026	0.12	20.7	19.2	0.52	817	0.628	0.005
958092		2.41	19.50	3.68	7.29	0.041	0.291	0.107	0.044	0.03	12.05	27.7	0.93	449	0.270	0.005
958093		1.275	10.55	2.85	5.50	0.026	0.166	0.073	0.031	0.02	7.56	23.6	0.47	225	0.260	0.001
958101		2.83	12.55	3.01	6.52	0.042	0.533	0.244	0.057	0.04	16.10	33.8	0.35	316	0.526	0.002
958102		16.35	29.1	4.20	9.95	0.172	0.004	0.162	0.057	0.08	63.9	39.4	0.74	1545	0.821	0.010
958103		4.08	11.10	3.55	6.15	0.079	0.341	0.296	0.057	0.05	29.1	16.3	0.09	728	0.750	0.005
958104		1.220	9.48	2.94	6.78	0.047	0.322	0.117	0.046	0.04	18.00	26.1	0.37	145.5	0.469	0.004
958105		2.01	10.50	3.09	6.07	0.043	0.007	0.059	0.029	0.07	14.55	21.9	0.33	226	2.48	0.003
958106		1.550	17.00	3.72	5.88	0.047	0.020	0.123	0.032	0.05	13.90	27.1	0.64	752	0.646	0.002
958107		0.664	6.13	1.660	5.17	0.036	0.004	0.050	0.014	0.04	16.75	7.1	0.15	358	0.247	0.002
958108		1.180	11.50	3.33	4.75	0.042	0.026	0.068	0.025	0.04	14.35	26.6	0.52	215	0.634	0.003
958109		2.15	14.30	3.77	6.07	0.042	0.188	0.079	0.039	0.05	17.05	38.0	0.48	243	0.538	0.003
958110		1.940	15.65	2.71	5.57	0.048	0.392	0.165	0.036	0.04	19.60	24.2	0.55	221	0.725	0.003
958111		1.150	13.25	5.34	10.80	0.073	0.100	0.173	0.032	0.02	7.44	17.6	0.45	267	0.481	0.005
958112		1.025	9.21	3.61	5.45	0.035	0.028	0.063	0.030	0.03	13.55	20.0	0.32	150.0	0.729	0.003
958113		2.28	9.65	4.98	8.13	0.054	0.058	0.082	0.034	0.05	13.90	23.4	0.32	310	1.060	0.004
958114		1.405	8.97	3.17	6.56	0.042	0.026	0.045	0.026	0.04	13.85	25.8	0.34	197.0	0.586	0.003
958115		0.928	8.88	6.16	14.80	0.053	0.181	0.088	0.035	0.03	7.68	12.7	0.27	152.5	0.420	0.005
958116		2.35	15.80	5.03	5.98	0.041	0.133	0.076	0.041	0.03	11.40	31.8	0.65	314	0.568	0.005
958117		1.575	18.00	4.03	5.38	0.034	0.386	0.160	0.037	0.02	6.66	21.4	0.82	361	0.397	0.005
958118		1.030	14.10	4.24	9.01	0.047	0.225	0.129	0.041	0.02	5.78	13.9	0.42	375	0.401	0.007
958119		0.982	9.50	5.02	8.63	0.068	0.184	0.103	0.041	0.03	10.25	26.4	0.45	152.5	0.432	0.005
958120		1.175	6.90	3.12	13.05	0.060	0.022	0.120	0.024	0.03	10.70	11.3	0.22	96.6	0.263	0.004
958121		1.405	15.80	3.62	6.99	0.071	0.103	0.136	0.028	0.03	11.60	24.2	0.64	218	0.488	0.005
958122		1.220	12.40	3.30	7.57	0.064	0.050	0.110	0.024	0.04	10.30	24.6	0.55	287	0.387	0.006
958123		1.355	12.70	3.66	6.79	0.073	0.037	0.079	0.032	0.04	12.15	27.3	0.66	220	0.373	0.005
958124		1.185	11.70	3.68	8.13	0.083	0.160	0.117	0.035	0.02	8.34	17.5	0.59	251	0.308	0.005
958125		1.490	12.40	2.81	8.32	0.040	0.012	0.082	0.021	0.04	12.35	22.9	0.71	446	0.361	0.005
958126		1.580	11.90	4.12	10.15	0.042	0.050	0.091	0.039	0.04	10.30	31.9	0.66	220	0.356	0.006
958127		1.105	9.49	3.48	6.57	0.041	0.081	0.080	0.025	0.03	11.00	26.2	0.43	154.0	0.289	0.005
958128		2.01	19.20	5.15	7.40	0.039	0.256	0.086	0.040	0.03	6.56	32.6	1.19	377	0.348	0.006
958129		1.420	11.85	2.84	5.00	0.038	0.240	0.112	0.025	0.03	8.39	25.6	0.55	169.5	0.315	0.004
958130		1.095	10.30	2.86	5.38	0.041	0.115	0.081	0.030	0.03	8.73	22.2	0.51	179.5	0.373	0.004
958131		4.97	15.25	4.14	13.00	0.055	0.061	0.222	0.039	0.03	5.60	22.1	0.49	728	0.930	0.007
958132		1.295	7.19	3.57	8.42	0.041	0.172	0.135	0.035	0.04	8.00	21.4	0.32	148.5	0.379	0.004
958133		0.888	5.40	2.66	7.41	0.045	0.211	0.146	0.039	0.02	9.83	19.7	0.19	119.5	0.625	0.003
958134		1.475	7.66	3.77	7.19	0.055	0.233	0.118	0.038	0.05	10.80	23.3	0.29	175.5	0.802	0.005
958135		1.100	6.44	1.970	4.30	0.053	0.041	0.060	0.018	0.03	10.30	14.4	0.30	136.0	0.266	0.003
958136		1.335	8.38	2.66	5.00	0.052	0.039	0.085	0.017	0.05	10.20	18.1	0.31	154.5	0.274	0.003
958137		1.555	17.70	3.01	3.54	0.054	0.154	0.077	0.022	0.04	11.50	25.9	0.67	312	0.455	0.004

Comments: Always send INVCC to Debra Chapman. RD 9/9/2022.2023 price list

***** See Appendix Page for comments regarding this certificate *****

ALS Canada Ltd.
2103 Dollarton Hwy
North Vancouver BC V7H 0A7
Phone: +1 604 984 0221 Fax: +1 604 984 0218
www.alsglobal.com/geochemistry

To: FANCAMP EXPLORATION LTÉE
340, AVE VICTORIA
WESTMOUNT QC H3Z 2M8

Project: Riley Brook

CERTIFICATE OF ANALYSIS SD24157894

Sample Description	Method	AuME-ST43	AuME-ST43	AuME-ST43	AuME-ST43	AuME-ST43	AuME-ST43	AuME-ST43	AuME-ST43	AuME-ST43	AuME-ST43	AuME-ST43	AuME-ST43	AuME-ST43	AuME-ST43	AuME-ST43
	Analyte	Nb	Ni	P	Pb	Pd	Pt	Rb	Re	S	Sb	Sc	Se	Sn	Sr	Ta
	Units	ppm	ppm	%	ppm	ppm	ppm	ppm	ppm	%	ppm	ppm	ppm	ppm	ppm	ppm
	LOD	0.002	0.02	0.0005	0.005	0.001	0.001	0.005	0.0002	0.002	0.002	0.005	0.002	0.01	0.01	0.005
958091		0.599	26.8	0.1405	13.25	<0.001	<0.001	20.7	<0.0002	0.024	0.393	3.32	0.316	0.93	5.77	<0.005
958092		1.685	57.6	0.0678	11.40	<0.001	<0.001	11.35	<0.0002	0.031	0.232	4.87	0.453	0.65	7.86	<0.005
958093		0.971	41.8	0.0467	8.13	<0.001	<0.001	7.25	<0.0002	0.033	0.228	2.84	0.399	0.46	3.46	<0.005
958101		1.325	28.0	0.206	22.9	0.002	<0.001	12.45	<0.0002	0.056	0.496	2.21	1.060	0.90	2.61	<0.005
958102		0.471	43.1	0.1240	29.7	0.001	<0.001	25.8	<0.0002	0.109	0.568	2.36	1.010	1.08	12.20	<0.005
958103		1.970	6.63	0.1420	22.1	<0.001	<0.001	17.25	<0.0002	0.081	0.490	0.847	1.505	0.97	1.60	<0.005
958104		1.370	24.6	0.0556	15.95	<0.001	<0.001	12.35	<0.0002	0.043	0.362	2.34	0.562	0.83	2.89	<0.005
958105		0.709	21.2	0.0508	10.55	<0.001	<0.001	22.0	<0.0002	0.033	0.352	1.390	0.456	0.63	7.79	<0.005
958106		0.711	38.1	0.1270	14.10	<0.001	<0.001	10.85	<0.0002	0.043	0.374	2.25	0.445	0.50	5.62	<0.005
958107		0.421	9.14	0.0495	5.26	<0.001	<0.001	10.40	<0.0002	0.018	0.147	0.948	0.168	0.57	4.38	<0.005
958108		0.972	33.3	0.0485	8.62	<0.001	<0.001	8.07	<0.0002	0.026	0.338	2.10	0.356	0.35	4.40	<0.005
958109		0.849	35.5	0.0868	8.87	<0.001	<0.001	15.95	<0.0002	0.033	0.298	2.74	0.497	0.62	2.89	<0.005
958110		1.390	38.6	0.0472	22.9	<0.001	0.001	17.95	0.0003	0.023	0.508	3.03	0.641	0.60	2.82	<0.005
958111		2.23	28.9	0.1270	7.83	0.002	0.002	6.53	<0.0002	0.071	0.323	7.69	1.015	0.91	7.76	<0.005
958112		1.355	20.3	0.0462	9.18	<0.001	0.001	11.55	0.0002	0.033	0.360	1.350	0.402	0.60	4.16	<0.005
958113		2.15	16.95	0.0636	12.40	0.001	0.001	16.25	0.0003	0.049	0.306	2.07	0.501	0.92	6.41	<0.005
958114		1.055	18.15	0.0319	8.96	<0.001	<0.001	14.20	0.0002	0.015	0.392	2.02	0.202	0.83	4.37	<0.005
958115		3.49	12.95	0.0478	12.15	<0.001	0.001	9.91	0.0002	0.047	0.368	3.69	0.515	1.33	5.27	<0.005
958116		2.08	35.1	0.0415	10.35	0.001	<0.001	11.20	0.0004	0.040	0.410	3.34	0.595	0.73	4.49	<0.005
958117		2.36	40.0	0.0716	8.57	<0.001	0.001	7.04	0.0002	0.051	0.360	3.66	0.692	0.72	7.03	<0.005
958118		2.33	23.0	0.1110	15.00	0.001	0.001	5.81	<0.0002	0.071	0.266	3.92	0.445	1.20	31.7	<0.005
958119		1.640	29.2	0.1615	8.39	0.001	0.001	11.25	0.0003	0.043	0.203	3.11	0.591	0.54	6.13	<0.005
958120		1.315	11.40	0.0876	7.05	0.001	<0.001	8.82	0.0003	0.031	0.155	2.82	0.449	0.88	3.55	<0.005
958121		1.460	37.0	0.0601	7.76	<0.001	<0.001	11.00	0.0006	0.031	0.229	4.58	0.620	0.51	4.66	<0.005
958122		1.645	31.0	0.0561	10.10	<0.001	<0.001	12.90	0.0002	0.035	0.258	3.00	0.493	0.89	7.28	<0.005
958123		1.180	34.0	0.0499	6.89	0.001	<0.001	13.50	<0.0002	0.027	0.186	3.53	0.385	0.62	5.98	<0.005
958124		1.900	32.4	0.0678	5.18	0.001	0.001	6.49	<0.0002	0.046	0.181	4.77	0.568	0.57	7.35	<0.005
958125		1.070	37.1	0.0463	9.04	<0.001	0.001	12.75	<0.0002	0.035	0.199	2.68	0.345	0.77	5.66	<0.005
958126		1.655	32.3	0.0491	6.51	<0.001	<0.001	15.40	<0.0002	0.030	0.205	4.24	0.357	0.90	7.03	<0.005
958127		1.285	30.7	0.0633	6.88	<0.001	<0.001	13.70	0.0003	0.026	0.186	3.02	0.341	0.58	5.22	<0.005
958128		1.895	55.7	0.0471	5.31	0.001	<0.001	10.90	<0.0002	0.038	0.189	4.23	0.337	0.89	7.48	<0.005
958129		1.105	42.6	0.0621	5.96	0.001	<0.001	11.60	<0.0002	0.035	0.204	3.25	0.431	0.42	5.15	<0.005
958130		1.245	33.8	0.0577	5.96	<0.001	<0.001	10.70	0.0005	0.030	0.209	2.87	0.431	0.52	4.25	<0.005
958131		2.51	20.0	0.1405	14.50	0.001	0.001	4.69	<0.0002	0.069	0.267	3.02	0.688	1.36	10.10	<0.005
958132		1.245	20.8	0.1700	13.75	<0.001	0.001	8.42	<0.0002	0.061	0.217	2.17	0.770	0.72	5.51	<0.005
958133		1.280	11.45	0.0655	11.10	<0.001	<0.001	7.93	<0.0002	0.045	0.197	2.12	0.569	0.86	2.06	<0.005
958134		1.430	22.4	0.235	13.60	0.001	0.001	12.00	<0.0002	0.056	0.225	2.26	0.746	0.74	4.39	<0.005
958135		0.770	21.0	0.0503	4.46	<0.001	<0.001	10.25	0.0002	0.020	0.155	1.635	0.257	0.52	3.53	<0.005
958136		0.757	20.4	0.0577	7.46	<0.001	<0.001	12.55	0.0003	0.021	0.201	1.350	0.316	0.60	3.33	<0.005
958137		0.885	45.1	0.0522	11.80	<0.001	<0.001	11.70	0.0003	0.024	0.307	1.480	0.375	0.48	3.45	<0.005

Comments: Always send INVCC to Debra Chapman. RD 9/9/2022.2023 price list

***** See Appendix Page for comments regarding this certificate *****

ALS Canada Ltd.
2103 Dollarton Hwy
North Vancouver BC V7H 0A7
Phone: +1 604 984 0221 Fax: +1 604 984 0218
www.alsglobal.com/geochemistry

To: FANCAMP EXPLORATION LTÉE
340, AVE VICTORIA
WESTMOUNT QC H3Z 2M8

Project: Riley Brook

CERTIFICATE OF ANALYSIS SD24157894

Sample Description	Method	AuME-ST43	AuME-ST43	AuME-ST43	AuME-ST43	AuME-ST43	AuME-ST43	AuME-ST43	AuME-ST43	AuME-ST43	AuME-ST43
	Analyte	Te	Th	Ti	Tl	U	V	W	Y	Zn	Zr
	Units	ppm	ppm	%	ppm	ppm	ppm	ppm	ppm	ppm	ppm
	LOD	0.001	0.0005	0.0001	0.0005	0.0005	0.05	0.001	0.001	0.1	0.01
958091		0.030	2.16	0.0293	0.1820	0.512	51.8	0.096	4.16	63.9	2.22
958092		0.014	2.22	0.0694	0.1030	0.556	51.6	0.040	6.51	73.8	8.67
958093		0.011	1.995	0.0332	0.0744	0.374	41.7	0.028	2.52	51.6	5.61
958101		0.023	3.49	0.0100	0.1735	0.880	27.1	0.134	4.57	131.5	15.10
958102		0.031	0.1005	0.0819	0.236	2.20	67.0	0.074	40.6	161.0	0.25
958103		0.015	1.635	0.0066	0.297	1.415	11.70	0.132	5.21	64.8	7.98
958104		0.016	3.00	0.0094	0.1640	0.685	29.3	0.061	4.76	73.6	10.45
958105		0.017	0.422	0.0290	0.0868	0.716	35.3	0.043	3.62	43.8	0.34
958106		0.018	0.563	0.0473	0.0938	0.632	45.1	0.048	4.14	82.6	0.78
958107		0.011	0.295	0.0201	0.0680	0.437	27.0	0.008	3.67	24.4	0.20
958108		0.012	0.914	0.0325	0.0725	0.595	34.2	0.025	4.27	47.5	1.03
958109		0.018	2.56	0.0061	0.1345	0.648	32.9	0.046	4.13	79.0	5.57
958110		0.015	4.02	0.0237	0.246	1.095	33.1	0.099	7.79	117.5	12.10
958111		0.028	1.180	0.304	0.0875	0.489	91.4	0.073	6.79	61.6	5.31
958112		0.015	0.631	0.0438	0.1005	0.558	44.3	0.035	4.93	30.8	1.46
958113		0.021	0.903	0.0626	0.1235	0.873	53.3	0.056	6.86	41.8	3.07
958114		0.015	1.475	0.0351	0.1005	0.534	51.8	0.028	4.88	39.7	1.10
958115		0.023	1.770	0.1930	0.1125	0.645	105.0	0.027	3.33	34.4	8.59
958116		0.016	1.980	0.0993	0.1310	0.787	58.8	0.054	6.41	58.7	6.46
958117		0.017	1.740	0.1875	0.1125	0.629	69.3	0.058	4.37	79.0	16.50
958118		0.016	0.781	0.1960	0.0709	0.366	92.6	0.025	4.45	80.9	12.35
958119		0.017	1.525	0.0560	0.0858	0.589	51.3	0.052	4.91	76.8	6.17
958120		0.014	0.791	0.0411	0.1140	0.489	58.0	0.018	3.90	38.8	1.06
958121		0.016	1.625	0.0680	0.0971	0.642	55.9	0.030	6.36	62.5	4.22
958122		0.017	1.230	0.0680	0.1145	0.558	60.4	0.022	3.95	55.9	2.46
958123		0.012	1.140	0.0568	0.1030	0.622	55.3	0.021	6.44	49.8	1.47
958124		0.010	1.070	0.1395	0.0900	0.556	57.8	0.040	6.58	59.2	7.76
958125		0.012	0.562	0.0503	0.1110	0.611	54.8	0.015	5.11	52.4	0.73
958126		0.011	1.640	0.0958	0.1175	0.597	69.3	0.021	4.33	70.0	2.69
958127		0.011	1.980	0.0436	0.0898	0.565	48.0	0.027	4.33	46.1	2.99
958128		0.011	2.12	0.314	0.1080	0.496	98.7	0.012	4.45	62.7	14.70
958129		0.012	2.20	0.0460	0.0858	0.468	36.1	0.034	3.42	61.3	7.86
958130		0.014	1.770	0.0714	0.0981	0.495	44.3	0.036	4.13	54.2	4.53
958131		0.022	0.838	0.303	0.0759	0.567	100.5	0.038	2.64	96.6	3.33
958132		0.014	1.620	0.0287	0.1390	0.506	48.3	0.054	2.81	54.5	5.70
958133		0.010	2.64	0.0124	0.1430	0.691	31.6	0.037	3.09	97.6	6.85
958134		0.017	2.34	0.0235	0.1460	0.559	38.5	0.049	3.26	58.4	7.35
958135		0.010	1.155	0.0272	0.1035	0.458	33.2	0.012	3.10	47.3	1.23
958136		0.014	1.185	0.0142	0.1155	0.459	39.4	0.009	2.77	43.0	1.34
958137		0.020	2.30	0.0221	0.1005	0.597	37.0	0.035	3.35	74.8	5.06

Comments: Always send INVCC to Debra Chapman. RD 9/9/2022.2023 price list

***** See Appendix Page for comments regarding this certificate *****

ALS Canada Ltd.
2103 Dollarton Hwy
North Vancouver BC V7H 0A7
Phone: +1 604 984 0221 Fax: +1 604 984 0218
www.alsglobal.com/geochemistry

To: FANCAMP EXPLORATION LTÉE
340, AVE VICTORIA
WESTMOUNT QC H3Z 2M8

Finalized Date: 6-JUL-2024
Account: FANCAM

Project: Riley Brook

CERTIFICATE OF ANALYSIS SD24157894

Sample Description	Method	WEI-21	OA-ELE07	AuME-ST43	AuME-ST43	AuME-ST43	AuME-ST43	AuME-ST43	AuME-ST43	AuME-ST43	AuME-ST43	AuME-ST43	AuME-ST43	AuME-ST43	AuME-ST43	AuME-ST43
	Analyte	Recvd Wt.	pH	Au	Ag	Al	As	B	Ba	Be	Bi	Ca	Cd	Ce	Co	Cr
	Units	kg	Unity	ppm	ppm	%	ppm	ppm	ppm	ppm	ppm	%	ppm	ppm	ppm	ppm
	LOD	0.02	0.1	0.0001	0.001	0.01	0.01	2	0.05	0.005	0.0005	0.01	0.001	0.001	0.001	0.01
958138		0.44	4.6	0.0001	0.068	2.33	5.75	2	41.1	0.676	0.0901	0.09	0.191	50.1	8.96	44.9
958139		0.21	4.7	0.0001	0.097	4.47	2.77	2	36.4	1.355	0.1715	0.05	0.367	31.6	2.97	33.2
958140		0.37	4.6	0.0001	0.031	2.03	1.13	<2	17.25	0.392	0.0968	0.02	0.074	31.9	1.070	10.80
958141		0.30	4.7	0.0003	0.102	5.15	1.43	2	36.3	0.624	0.0862	0.12	0.225	16.20	12.85	156.0
958142		0.32	4.5	0.0005	0.252	3.51	13.00	<2	35.5	0.631	0.1225	0.11	0.095	25.0	6.03	65.8
958143		0.45	4.7	0.0005	0.114	3.65	8.69	2	45.6	0.723	0.1530	0.07	0.169	31.3	8.83	69.1
958144		0.42	4.9	0.0003	0.064	3.53	3.24	<2	64.8	0.732	0.0954	0.11	0.146	30.5	10.60	87.2
958145		0.34	4.9	0.0005	0.042	3.62	5.15	2	31.0	0.750	0.0651	0.27	0.128	45.9	16.40	101.5
958146		0.44	4.8	0.0002	0.074	2.22	5.49	<2	47.8	0.481	0.1410	0.18	0.115	33.8	10.15	75.9
958147		0.47	5.0	0.0017	0.118	2.98	22.3	<2	42.4	0.576	0.0795	0.08	0.164	31.7	12.45	69.3
958151		0.42	4.9	0.0025	0.065	3.72	5.46	2	26.8	0.594	0.0735	0.18	0.123	23.8	10.30	81.0
958152		0.48	5.2	<0.0001	0.118	3.75	5.31	3	35.9	0.734	0.0909	0.69	0.201	15.60	11.70	120.5
958153		0.46	4.7	0.0001	0.038	3.64	4.78	<2	35.6	0.540	0.0772	0.08	0.155	21.0	8.74	70.0
958154		0.45	NSS	NSS	NSS	NSS	NSS	NSS	NSS	NSS	NSS	NSS	NSS	NSS	NSS	NSS
958155		0.42	4.9	<0.0001	0.047	2.82	4.19	<2	34.5	0.433	0.1010	0.07	0.072	25.5	7.90	54.5
958156		0.45	4.9	<0.0001	0.070	2.63	4.71	<2	52.4	0.542	0.0930	0.09	0.147	33.2	10.45	58.6
958157		0.44	4.9	0.0001	0.035	3.67	3.62	<2	25.8	0.379	0.0635	0.07	0.190	22.2	9.47	75.6
958158		0.44	5.1	0.0005	0.074	5.08	2.74	<2	29.9	0.523	0.0589	0.11	0.226	12.05	8.40	103.5
958159		0.47	5.0	0.0002	0.033	2.83	4.96	<2	39.0	0.503	0.0613	0.12	0.132	27.4	12.90	76.2
958160		0.43	5.0	0.0001	0.039	2.99	4.84	<2	38.4	0.526	0.0591	0.13	0.123	27.4	13.05	78.4
958161		0.47	4.9	0.0006	0.321	3.22	5.20	2	37.1	1.070	0.1165	0.07	0.168	44.5	5.79	42.7
958162		0.45	5.2	<0.0001	0.064	1.93	4.54	<2	51.8	0.769	0.1180	0.21	0.074	38.7	5.11	33.9
958163		0.55	5.5	0.0002	0.076	2.12	6.66	<2	29.4	0.754	0.1470	0.30	0.107	51.7	10.60	61.5
958164		0.44	5.0	0.0001	0.062	3.85	6.39	2	33.7	0.801	0.0933	0.12	0.122	31.5	15.35	91.1
958165		0.42	NSS	NSS	NSS	NSS	NSS	NSS	NSS	NSS	NSS	NSS	NSS	NSS	NSS	NSS
958166		0.54	5.0	0.0004	0.064	3.95	7.62	2	42.1	0.951	0.0932	0.10	0.121	52.9	18.95	87.7
958167		0.39	4.8	<0.0001	0.056	2.33	3.00	<2	20.8	0.413	0.1270	0.13	0.105	22.5	5.83	56.7
958168		0.37	4.7	0.0004	0.121	3.91	4.09	2	19.25	1.485	0.1560	0.03	0.196	32.7	2.01	13.55
958169		0.50	4.9	0.0006	0.016	2.72	6.82	<2	49.1	0.923	0.1355	0.07	0.132	62.6	13.00	48.5
958170		0.41	4.7	0.0001	0.112	4.37	6.54	2	52.7	0.749	0.1375	0.04	0.199	29.9	8.54	65.3
958171		0.43	4.8	0.0003	0.136	2.99	4.28	<2	45.2	0.638	0.1030	0.06	0.144	26.4	7.83	50.6
958172		0.59	4.6	0.0003	0.041	2.33	4.43	<2	36.0	0.404	0.0845	0.07	0.107	27.5	8.50	49.6
958173		0.43	4.5	<0.0001	0.061	1.23	2.70	<2	63.3	0.209	0.1560	0.05	0.111	38.2	3.48	28.5
958174		0.35	4.6	0.0007	0.057	4.25	6.74	<2	65.9	0.993	0.238	0.04	0.212	71.6	7.26	36.1
958175		0.55	4.4	0.0002	0.055	1.50	31.3	<2	21.9	0.673	0.352	0.01	0.120	12.85	1.675	21.0
958176		0.37	3.9	<0.0001	0.022	0.97	1.34	<2	9.96	0.082	0.1645	0.02	0.045	20.5	0.547	8.92
958177		0.36	4.5	0.0001	0.174	3.95	14.35	<2	33.7	1.070	0.264	0.03	0.212	20.5	3.95	54.7
958178		0.52	4.7	0.0021	0.068	2.88	3.37	<2	26.7	0.505	0.1105	0.05	0.096	18.55	3.00	50.8
958179		0.40	4.8	0.0002	0.032	4.14	2.79	<2	33.5	0.717	0.0379	0.16	0.158	22.8	25.4	143.5
958180		0.49	4.9	0.0002	0.064	4.16	4.23	<2	40.1	0.803	0.0893	0.14	0.194	24.1	11.45	72.9

Comments: Always send INVCC to Debra Chapman. RD 9/9/2022.2023 price list

***** See Appendix Page for comments regarding this certificate *****

ALS Canada Ltd.
2103 Dollarton Hwy
North Vancouver BC V7H 0A7
Phone: +1 604 984 0221 Fax: +1 604 984 0218
www.alsglobal.com/geochemistry

To: FANCAMP EXPLORATION LTÉE
340, AVE VICTORIA
WESTMOUNT QC H3Z 2M8

Finalized Date: 6-JUL-2024
Account: FANCAM

Project: Riley Brook

CERTIFICATE OF ANALYSIS SD24157894

Sample Description	Method	AuME-ST43	AuME-ST43	AuME-ST43	AuME-ST43	AuME-ST43	AuME-ST43	AuME-ST43	AuME-ST43	AuME-ST43	AuME-ST43	AuME-ST43	AuME-ST43	AuME-ST43	AuME-ST43	AuME-ST43
	Analyte	Cs	Cu	Fe	Ga	Ge	Hf	Hg	In	K	La	Li	Mg	Mn	Mo	Na
	Units	ppm	ppm	%	ppm	ppm	ppm	ppm	ppm	%	ppm	ppm	%	ppm	ppm	%
	LOD	0.001	0.01	0.001	0.004	0.005	0.002	0.002	0.005	0.01	0.002	0.1	0.01	0.1	0.002	0.001
958138		1.260	14.80	2.67	4.26	0.065	0.029	0.042	0.022	0.04	13.05	16.9	0.63	249	0.295	0.005
958139		0.821	5.50	3.66	14.80	0.118	0.124	0.242	0.061	0.03	15.55	10.2	0.10	673	0.695	0.008
958140		1.090	1.44	2.28	7.48	0.069	0.067	0.100	0.024	0.02	14.35	13.8	0.07	42.1	0.373	0.005
958141		2.42	16.65	7.06	12.40	0.086	0.455	0.151	0.048	0.02	5.97	25.8	0.87	352	0.439	0.007
958142		2.10	11.05	5.39	8.46	0.066	0.147	0.169	0.047	0.02	8.08	35.2	0.34	133.5	2.03	0.004
958143		1.345	14.20	4.24	11.70	0.056	0.264	0.125	0.031	0.04	10.50	30.2	0.53	294	0.623	0.005
958144		1.520	14.00	3.76	10.80	0.074	0.155	0.091	0.024	0.04	11.50	35.1	0.78	712	0.218	0.006
958145		1.815	20.2	3.56	6.69	0.056	0.332	0.063	0.026	0.02	8.98	21.3	1.20	319	0.316	0.007
958146		1.810	13.05	3.67	12.05	0.059	0.038	0.056	0.026	0.04	11.15	20.0	0.80	301	0.579	0.003
958147		1.795	15.30	3.00	8.97	0.045	0.131	0.092	0.025	0.03	10.20	20.2	0.66	247	0.334	0.004
958151		1.625	14.25	4.00	9.99	0.049	0.148	0.079	0.036	0.02	8.67	20.3	0.60	191.5	0.487	0.003
958152		2.07	17.50	8.50	17.45	0.095	0.093	0.124	0.061	0.06	8.96	29.6	0.87	327	0.679	0.005
958153		1.225	11.10	3.71	7.93	0.049	0.120	0.110	0.042	0.02	8.75	26.0	0.45	173.0	0.396	0.003
958154		NSS	NSS	NSS	NSS	NSS	NSS	NSS	NSS	NSS	NSS	NSS	NSS	NSS	NSS	NSS
958155		1.195	9.57	3.07	10.75	0.047	0.069	0.066	0.026	0.03	9.60	19.6	0.44	165.0	0.337	0.003
958156		1.465	14.20	3.06	9.18	0.064	0.024	0.067	0.022	0.04	11.60	21.7	0.63	747	0.296	0.003
958157		1.530	14.70	2.70	7.43	0.044	0.126	0.101	0.026	0.01	7.79	18.7	0.62	166.0	0.356	0.002
958158		1.780	16.25	5.16	12.40	0.064	0.407	0.219	0.047	0.02	4.82	18.5	0.44	182.5	0.480	0.003
958159		1.410	18.10	3.03	8.45	0.061	0.067	0.075	0.025	0.02	11.05	17.7	0.82	265	0.376	0.003
958160		1.470	18.30	3.15	7.69	0.060	0.065	0.084	0.029	0.02	10.60	18.7	0.83	260	0.416	0.003
958161		2.11	12.15	3.38	9.06	0.068	0.201	0.154	0.035	0.04	14.00	33.6	0.33	308	0.608	0.003
958162		1.520	6.30	3.49	10.25	0.070	0.031	0.041	0.031	0.06	17.85	34.9	0.40	142.0	0.608	0.002
958163		2.83	12.45	4.16	11.20	0.093	0.071	0.050	0.031	0.06	24.6	27.4	0.67	323	0.927	0.003
958164		1.980	18.20	4.15	9.20	0.064	0.151	0.086	0.033	0.03	9.80	27.3	0.91	423	0.828	0.003
958165		NSS	NSS	NSS	NSS	NSS	NSS	NSS	NSS	NSS	NSS	NSS	NSS	NSS	NSS	NSS
958166		2.67	22.2	3.76	9.82	0.071	0.247	0.095	0.034	0.03	10.70	25.6	1.05	402	0.591	0.004
958167		1.540	10.60	3.64	14.25	0.063	0.107	0.071	0.029	0.02	8.71	15.9	0.24	134.0	0.551	0.003
958168		0.904	4.82	5.98	23.1	0.064	0.385	0.148	0.081	0.02	16.95	7.6	0.08	121.0	0.950	0.002
958169		2.00	17.35	2.80	8.98	0.064	0.290	0.041	0.030	0.05	13.80	20.4	0.73	417	0.428	0.002
958170		2.18	12.20	4.69	6.26	0.040	0.201	0.202	0.046	0.05	12.45	40.5	0.45	361	0.563	0.001
958171		1.725	11.30	2.56	5.66	0.037	0.148	0.124	0.025	0.04	10.35	23.8	0.40	276	0.468	0.002
958172		1.420	12.10	2.60	5.10	0.041	0.045	0.077	0.020	0.03	11.30	22.8	0.60	177.0	0.292	0.002
958173		0.955	5.65	2.32	7.74	0.046	0.004	0.043	0.011	0.05	16.90	6.2	0.19	472	0.275	0.001
958174		2.48	12.85	2.93	6.88	0.045	0.529	0.120	0.043	0.04	14.15	29.4	0.35	287	0.559	0.002
958175		0.966	8.99	4.30	22.8	0.056	0.083	0.098	0.048	0.04	7.81	10.6	0.08	114.0	3.34	0.003
958176		0.606	1.60	0.360	11.45	0.065	0.004	0.045	0.014	0.02	10.40	1.5	0.06	33.4	0.348	0.002
958177		2.29	7.15	7.83	16.60	0.186	0.135	0.172	0.052	0.07	10.75	20.8	0.18	310	0.898	0.006
958178		0.809	7.03	3.39	13.75	0.057	0.048	0.138	0.045	0.02	7.94	18.8	0.13	65.0	0.575	0.003
958179		1.615	27.2	4.80	10.50	0.067	0.273	0.061	0.038	0.02	6.24	27.3	1.40	533	0.363	0.007
958180		1.075	11.70	4.60	11.30	0.060	0.328	0.109	0.046	0.02	9.62	21.2	0.66	266	0.437	0.005

Comments: Always send INVCC to Debra Chapman. RD 9/9/2022.2023 price list

***** See Appendix Page for comments regarding this certificate *****

ALS Canada Ltd.
2103 Dollarton Hwy
North Vancouver BC V7H 0A7
Phone: +1 604 984 0221 Fax: +1 604 984 0218
www.alsglobal.com/geochemistry

To: FANCAMP EXPLORATION LTÉE
340, AVE VICTORIA
WESTMOUNT QC H3Z 2M8

Finalized Date: 6-JUL-2024
Account: FANCAM

Project: Riley Brook

CERTIFICATE OF ANALYSIS SD24157894

Sample Description	Method	AuME-ST43	AuME-ST43	AuME-ST43	AuME-ST43	AuME-ST43	AuME-ST43	AuME-ST43	AuME-ST43	AuME-ST43	AuME-ST43	AuME-ST43	AuME-ST43	AuME-ST43	AuME-ST43	AuME-ST43
	Analyte	Nb	Ni	P	Pb	Pd	Pt	Rb	Re	S	Sb	Sc	Se	Sn	Sr	Ta
	Units	ppm	ppm	%	ppm	ppm	ppm	ppm	ppm	%	ppm	ppm	ppm	ppm	ppm	ppm
	LOD	0.002	0.02	0.0005	0.005	0.001	0.001	0.005	0.0002	0.002	0.002	0.005	0.002	0.01	0.01	0.005
958138		0.785	34.8	0.0331	8.50	0.001	<0.001	12.20	<0.0002	0.014	0.285	2.46	0.259	0.42	5.68	<0.005
958139		1.675	6.96	0.1335	8.00	0.001	0.001	6.78	<0.0002	0.109	0.182	1.560	1.135	1.38	3.28	0.007
958140		1.080	2.79	0.0528	4.50	<0.001	<0.001	5.21	<0.0002	0.040	0.069	1.300	0.429	0.70	2.04	<0.005
958141		2.77	37.5	0.1030	5.17	<0.001	0.001	3.97	0.0004	0.080	0.141	10.15	0.563	1.08	9.93	<0.005
958142		2.85	22.2	0.0561	15.25	<0.001	<0.001	5.00	<0.0002	0.048	0.288	3.02	0.685	0.85	6.72	<0.005
958143		1.520	34.3	0.0888	10.20	<0.001	<0.001	11.30	<0.0002	0.040	0.425	5.29	0.571	0.98	3.86	<0.005
958144		0.900	41.6	0.0758	7.03	<0.001	<0.001	17.45	0.0003	0.025	0.135	6.53	0.418	0.69	6.09	<0.005
958145		1.700	58.0	0.0428	8.89	<0.001	<0.001	6.91	<0.0002	0.023	0.206	4.90	0.320	0.48	9.16	<0.005
958146		1.275	41.3	0.0462	12.55	0.001	0.001	10.15	0.0003	0.027	0.275	4.75	0.217	0.90	9.51	<0.005
958147		0.870	43.1	0.0375	9.51	<0.001	<0.001	11.85	0.0002	0.020	1.230	6.39	0.369	0.57	5.20	<0.005
958151		1.640	34.7	0.0766	5.83	<0.001	0.001	7.95	0.0002	0.040	0.267	8.43	0.368	0.56	8.46	<0.005
958152		1.865	37.4	0.243	5.81	<0.001	0.001	6.72	0.0007	0.077	0.237	10.60	0.612	0.83	26.0	<0.005
958153		1.345	34.5	0.0593	5.62	0.001	0.001	7.70	0.0002	0.037	0.202	5.22	0.529	0.50	6.37	<0.005
958154		NSS	NSS	NSS	NSS	NSS	NSS	NSS	NSS	NSS	NSS	NSS	NSS	NSS	NSS	NSS
958155		0.974	31.6	0.0438	6.57	<0.001	0.001	9.61	0.0002	0.029	0.198	4.75	0.300	0.66	4.40	<0.005
958156		0.736	37.9	0.0597	7.75	<0.001	0.001	11.00	0.0005	0.020	0.250	4.91	0.319	0.54	5.58	<0.005
958157		1.500	31.9	0.0424	5.69	<0.001	0.001	4.59	0.0004	0.031	0.219	6.01	0.436	0.52	5.25	<0.005
958158		1.930	31.6	0.1160	4.20	0.001	0.002	4.74	0.0004	0.064	0.184	12.80	0.917	0.59	6.89	<0.005
958159		0.926	43.4	0.0434	6.00	<0.001	0.001	7.17	<0.0002	0.019	0.289	8.27	0.320	0.49	8.92	<0.005
958160		0.950	44.6	0.0468	6.02	<0.001	0.001	7.68	<0.0002	0.019	0.285	7.22	0.369	0.49	9.29	<0.005
958161		1.125	25.3	0.1385	10.70	<0.001	0.001	13.80	0.0003	0.048	0.345	2.94	0.697	0.73	3.89	<0.005
958162		0.835	22.2	0.0557	8.03	<0.001	0.001	19.25	0.0005	0.020	0.275	2.10	0.250	0.83	10.20	<0.005
958163		1.335	32.4	0.0482	12.35	0.001	0.001	16.45	0.0004	0.018	0.419	5.24	0.326	0.72	13.05	<0.005
958164		1.790	46.5	0.0517	8.34	0.001	0.001	11.25	<0.0002	0.035	0.345	6.46	0.461	0.69	7.81	<0.005
958165		NSS	NSS	NSS	NSS	NSS	NSS	NSS	NSS	NSS	NSS	NSS	NSS	NSS	NSS	NSS
958166		1.330	53.9	0.0356	9.82	<0.001	<0.001	9.93	0.0004	0.022	0.360	9.49	0.445	0.63	6.61	<0.005
958167		2.23	13.70	0.0446	9.33	<0.001	0.001	7.64	0.0002	0.030	0.278	4.77	0.263	1.18	6.31	<0.005
958168		1.230	4.60	0.1225	9.31	0.001	0.002	6.74	0.0003	0.083	0.246	3.51	0.823	1.46	2.42	0.005
958169		0.564	44.6	0.0289	13.70	<0.001	<0.001	11.55	<0.0002	0.010	0.346	5.85	0.261	0.59	4.43	<0.005
958170		0.922	35.5	0.1255	9.48	<0.001	0.001	14.35	0.0002	0.057	0.276	2.65	0.838	0.62	3.41	<0.005
958171		1.060	31.6	0.0680	9.12	0.001	0.001	14.30	<0.0002	0.030	0.235	2.44	0.449	0.61	4.01	<0.005
958172		0.721	34.9	0.0280	7.50	0.002	<0.001	9.49	<0.0002	0.017	0.206	2.72	0.245	0.46	3.99	<0.005
958173		0.481	10.30	0.0821	6.96	<0.001	<0.001	13.75	0.0002	0.015	0.123	0.984	0.162	0.82	2.72	<0.005
958174		1.130	30.1	0.0759	19.25	0.001	0.001	11.15	0.0002	0.037	0.287	2.41	0.533	1.16	3.50	<0.005
958175		0.495	5.14	0.0377	15.60	0.001	<0.001	12.65	<0.0002	0.024	1.035	1.440	0.333	1.54	1.77	<0.005
958176		0.252	2.42	0.0187	5.34	<0.001	<0.001	4.11	0.0004	0.007	0.130	1.060	0.121	1.42	1.58	<0.005
958177		2.98	10.15	0.323	16.15	<0.001	0.001	17.75	0.0003	0.066	0.517	3.92	1.245	1.80	2.57	0.006
958178		1.395	10.35	0.0512	7.94	<0.001	0.001	6.27	0.0002	0.032	0.194	4.92	0.379	1.04	4.02	<0.005
958179		0.942	61.1	0.0337	4.42	<0.001	0.001	4.82	0.0004	0.022	0.211	15.80	0.180	0.97	17.20	<0.005
958180		2.40	31.7	0.1215	6.39	<0.001	<0.001	7.16	0.0004	0.044	0.256	8.78	0.381	1.36	9.41	<0.005

Comments: Always send INVCC to Debra Chapman. RD 9/9/2022.2023 price list

***** See Appendix Page for comments regarding this certificate *****

ALS Canada Ltd.
2103 Dollarton Hwy
North Vancouver BC V7H 0A7
Phone: +1 604 984 0221 Fax: +1 604 984 0218
www.alsglobal.com/geochemistry

To: FANCAMP EXPLORATION LTÉE
340, AVE VICTORIA
WESTMOUNT QC H3Z 2M8

Project: Riley Brook

CERTIFICATE OF ANALYSIS SD24157894

Sample Description	Method	AuME-ST43	AuME-ST43	AuME-ST43	AuME-ST43	AuME-ST43	AuME-ST43	AuME-ST43	AuME-ST43	AuME-ST43	AuME-ST43
	Analyte	Te	Th	Ti	Tl	U	V	W	Y	Zn	Zr
	Units	ppm	ppm	%	ppm	ppm	ppm	ppm	ppm	ppm	ppm
	LOD	0.001	0.0005	0.0001	0.0005	0.0005	0.05	0.001	0.001	0.1	0.01
958138		0.016	2.08	0.0658	0.0996	0.619	42.0	0.020	4.74	51.3	1.74
958139		0.012	0.818	0.0721	0.1805	0.947	39.6	0.025	6.70	48.6	3.76
958140		0.005	0.949	0.0119	0.1135	0.373	30.5	0.025	4.20	36.7	1.86
958141		0.015	1.170	0.452	0.0626	0.452	164.0	0.011	9.76	61.3	25.3
958142		0.023	1.675	0.0698	0.0857	0.725	63.5	0.075	3.42	23.7	5.65
958143		0.022	2.78	0.0449	0.1330	0.670	65.2	0.055	4.95	61.8	9.23
958144		0.014	2.12	0.0453	0.1405	0.531	54.7	0.024	6.09	95.6	4.79
958145		0.014	2.69	0.1665	0.0562	0.486	54.4	0.060	6.26	44.5	12.45
958146		0.021	1.180	0.0670	0.0729	0.572	65.1	0.036	6.05	41.8	2.41
958147		0.016	2.74	0.0790	0.430	0.555	52.0	0.027	4.29	59.7	6.38
958151		0.013	1.205	0.1445	0.0558	0.551	71.1	0.038	7.54	37.5	9.72
958152		0.022	0.829	0.268	0.0481	0.622	125.0	0.052	16.25	60.6	7.58
958153		0.013	1.280	0.0829	0.0738	0.576	56.6	0.029	4.11	52.3	6.16
958154		NSS	NSS	NSS	NSS	NSS	NSS	NSS	NSS	NSS	NSS
958155		0.014	1.860	0.0569	0.0835	0.515	56.7	0.015	3.36	41.5	3.64
958156		0.016	1.110	0.0734	0.0709	0.557	50.7	0.021	4.98	65.1	1.40
958157		0.012	1.205	0.1185	0.0694	0.465	55.7	0.037	3.93	42.6	7.42
958158		0.014	0.949	0.216	0.0548	0.478	91.6	0.043	6.27	61.9	23.7
958159		0.013	1.570	0.1615	0.0571	0.545	61.4	0.025	6.46	47.3	4.50
958160		0.010	1.440	0.1645	0.0546	0.534	65.3	0.020	6.61	48.3	4.72
958161		0.017	1.440	0.0200	0.1225	0.745	32.6	0.054	4.85	73.7	6.70
958162		0.015	1.220	0.0130	0.0965	0.648	34.5	0.028	6.03	62.1	1.52
958163		0.021	2.48	0.0860	0.0740	0.707	59.9	0.040	13.75	46.6	5.02
958164		0.015	1.335	0.1385	0.0865	0.691	77.1	0.043	5.82	53.3	9.38
958165		NSS	NSS	NSS	NSS	NSS	NSS	NSS	NSS	NSS	NSS
958166		0.019	2.87	0.1525	0.0898	0.750	68.3	0.042	7.37	50.2	12.50
958167		0.015	1.335	0.204	0.0703	0.480	102.0	0.014	4.45	29.1	7.19
958168		0.013	2.75	0.0358	0.1210	0.738	59.7	0.109	7.84	41.7	16.20
958169		0.019	4.17	0.0525	0.0967	0.695	39.9	0.042	5.19	51.3	12.75
958170		0.020	2.36	0.0202	0.1285	0.694	43.4	0.056	3.52	86.6	6.92
958171		0.014	1.755	0.0160	0.1150	0.626	36.8	0.029	3.05	75.0	4.94
958172		0.010	1.520	0.0280	0.0826	0.781	39.7	0.017	4.37	43.7	2.00
958173		0.014	0.403	0.0220	0.0952	0.355	48.4	0.012	2.69	30.5	0.25
958174		0.019	4.55	0.0079	0.1460	1.085	30.7	0.087	5.58	100.0	20.6
958175		0.089	2.31	0.0021	0.1710	0.642	69.9	0.100	6.26	34.7	4.76
958176		0.012	0.1670	0.0231	0.0711	0.359	19.15	0.022	2.14	6.8	0.13
958177		0.040	2.03	0.1105	0.222	0.883	85.2	0.254	4.65	56.3	4.95
958178		0.010	0.815	0.0466	0.0696	0.627	48.8	0.011	2.90	21.3	2.33
958179		0.006	1.495	0.355	0.0709	0.556	94.3	0.002	5.58	59.9	17.70
958180		0.011	2.41	0.247	0.0781	0.594	80.0	0.034	6.43	72.3	17.40

Comments: Always send INVCC to Debra Chapman. RD 9/9/2022.2023 price list

***** See Appendix Page for comments regarding this certificate *****

ALS Canada Ltd.
2103 Dollarton Hwy
North Vancouver BC V7H 0A7
Phone: +1 604 984 0221 Fax: +1 604 984 0218
www.alsglobal.com/geochemistry

To: FANCAMP EXPLORATION LTÉE
340, AVE VICTORIA
WESTMOUNT QC H3Z 2M8

Finalized Date: 6-JUL-2024
Account: FANCAM

Project: Riley Brook

CERTIFICATE OF ANALYSIS SD24157894

Sample Description	Method Analyte Units LOD	WEI-21 Recvd Wt. kg 0.02	OA-ELE07 pH Unity 0.1	AuME-ST43 Au ppm 0.0001	AuME-ST43 Ag ppm 0.001	AuME-ST43 Al % 0.01	AuME-ST43 As ppm 0.01	AuME-ST43 B ppm 2	AuME-ST43 Ba ppm 0.05	AuME-ST43 Be ppm 0.005	AuME-ST43 Bi ppm 0.0005	AuME-ST43 Ca % 0.01	AuME-ST43 Cd ppm 0.001	AuME-ST43 Ce ppm 0.001	AuME-ST43 Co ppm 0.001	AuME-ST43 Cr ppm 0.01
958181		0.42	5.7	0.0002	0.040	2.89	5.46	2	51.0	0.669	0.0680	0.28	0.235	27.5	10.75	55.3
958182		0.50	5.1	0.0006	0.041	3.15	6.43	2	43.9	0.751	0.0842	0.13	0.199	38.0	12.20	64.7
958183		0.37	5.0	0.0004	0.191	3.95	5.02	<2	38.3	0.659	0.1290	0.05	0.160	20.4	4.09	44.9
958184		0.47	4.7	0.0002	0.046	2.89	3.57	<2	33.8	0.489	0.1095	0.06	0.166	23.6	5.99	47.6
958185		0.54	4.9	0.0001	0.067	2.71	5.04	<2	30.0	0.502	0.0935	0.09	0.114	32.8	10.60	50.7
958186		0.25	4.8	0.0007	0.143	4.68	5.72	2	37.1	0.693	0.0764	0.10	0.227	23.4	11.20	93.2
958187		0.33	NSS	NSS	NSS	NSS	NSS	NSS	NSS	NSS	NSS	NSS	NSS	NSS	NSS	NSS
958188		0.50	5.1	0.1495	0.117	3.45	3.96	2	48.3	0.548	0.0984	0.14	0.244	21.9	9.56	65.1
958189		0.34	5.1	0.0004	0.130	3.83	6.91	2	64.4	0.941	0.1390	0.12	0.300	27.7	6.19	30.5
958190		0.39	4.9	0.0007	0.155	4.92	8.20	2	35.5	1.305	0.1735	0.05	0.181	27.4	5.48	41.5
958191		0.36	4.6	0.0006	0.128	1.98	4.18	2	45.8	0.504	0.1715	0.08	0.197	31.6	2.63	23.5
958192		0.32	4.7	0.0003	0.141	1.85	5.48	<2	27.7	0.346	0.1405	0.08	0.108	28.8	3.54	45.3
958193		0.37	4.8	0.0004	0.247	3.85	9.60	3	54.2	0.726	0.1835	0.08	0.248	61.1	12.60	64.2
958194		0.34	5.1	0.0005	0.035	2.90	6.19	2	44.1	0.710	0.1435	0.10	0.108	44.8	10.80	56.0
958195		0.42	4.4	0.0003	0.106	2.23	4.83	2	47.0	0.565	0.1620	0.09	0.091	32.4	5.06	38.1
958196		0.36	4.7	0.0004	0.071	3.05	4.10	<2	49.3	0.677	0.1280	0.10	0.142	26.9	7.43	64.9
958197		0.43	4.7	0.0003	0.277	3.49	23.7	<2	38.7	0.350	0.0814	0.09	0.215	11.60	10.55	110.5
957616		0.33	NSS	NSS	NSS	NSS	NSS	NSS	NSS	NSS	NSS	NSS	NSS	NSS	NSS	NSS
957617		0.35	4.7	0.0002	0.085	3.26	15.60	2	77.4	0.478	0.0818	0.14	0.158	32.0	11.00	81.7
957618		0.42	5.1	0.0003	0.108	3.07	19.75	3	126.0	0.678	0.1005	0.10	0.318	30.9	13.15	60.4
957619		0.49	4.9	0.0004	0.073	2.83	21.1	2	71.7	0.698	0.0856	0.04	0.267	30.1	16.00	62.8
957620		0.41	4.7	0.0004	0.146	2.58	8.61	<2	116.5	0.728	0.1095	0.02	0.158	28.3	9.27	37.9
957621		0.41	4.6	0.0003	0.232	2.72	7.76	2	91.8	0.591	0.0835	0.02	0.226	38.6	6.48	37.2
957622		0.33	4.7	0.0001	0.086	3.14	16.90	2	72.4	0.577	0.0834	0.05	0.503	28.0	11.85	52.2
957623		0.37	4.8	0.0001	0.135	2.70	16.25	2	104.5	0.635	0.0899	0.05	0.323	29.0	11.95	54.1
957624		0.31	4.7	0.0003	0.072	4.01	14.75	<2	55.4	0.653	0.1000	0.04	0.205	23.1	7.92	53.1
957625		0.29	4.8	0.0002	0.152	1.89	12.80	3	98.6	0.457	0.1240	0.21	0.323	28.3	8.10	38.6
957626		0.34	4.9	0.0001	0.491	4.75	21.7	3	71.3	0.724	0.1055	0.09	0.287	20.6	8.04	62.6
957627		0.33	4.6	0.0048	0.044	2.24	8.77	<2	44.4	0.338	0.0791	0.05	0.130	18.80	6.34	50.7
957628		0.30	4.9	0.0003	0.124	3.69	8.64	3	55.2	0.590	0.0873	0.06	0.139	23.7	9.32	64.3
957629		0.32	4.8	0.0002	0.122	2.42	6.87	2	85.9	0.586	0.0903	0.07	0.310	31.3	6.99	43.8
957630		0.35	5.1	0.0003	0.236	2.16	10.35	<2	32.1	0.432	0.0706	0.10	0.107	23.3	7.70	36.7
957631		0.38	5.8	0.0002	0.021	1.66	10.55	<2	58.5	0.623	0.0954	0.15	0.075	51.9	9.71	36.5
957632		0.44	5.7	0.0001	0.086	2.05	30.1	2	90.6	0.620	0.1970	0.55	0.152	34.0	6.30	36.1
957835		0.38	5.0	0.0002	0.114	3.49	8.19	<2	90.4	0.695	0.1140	0.05	0.188	30.2	7.31	49.6
957836		0.33	4.7	0.0002	0.109	3.56	9.54	2	36.4	0.496	0.1245	0.04	0.179	21.7	2.62	54.8
957837		0.34	4.9	0.0002	0.036	3.25	8.94	2	49.1	0.607	0.0822	0.02	0.183	24.4	7.35	41.1
957838		0.39	4.7	<0.0001	0.121	3.83	13.40	5	99.5	0.985	0.1625	0.09	0.500	30.3	5.44	62.0
957839		0.48	5.5	0.0004	0.050	4.07	21.4	2	102.0	0.996	0.1665	0.18	0.126	38.6	13.85	55.2
957840		0.54	NSS	NSS	NSS	NSS	NSS	NSS	NSS	NSS	NSS	NSS	NSS	NSS	NSS	NSS

Comments: Always send INVCC to Debra Chapman. RD 9/9/2022.2023 price list

***** See Appendix Page for comments regarding this certificate *****

ALS Canada Ltd.
2103 Dollarton Hwy
North Vancouver BC V7H 0A7
Phone: +1 604 984 0221 Fax: +1 604 984 0218
www.alsglobal.com/geochemistry

To: FANCAMP EXPLORATION LTÉE
340, AVE VICTORIA
WESTMOUNT QC H3Z 2M8

Project: Riley Brook

CERTIFICATE OF ANALYSIS SD24157894

Sample Description	Method	AuME-ST43	AuME-ST43	AuME-ST43	AuME-ST43	AuME-ST43	AuME-ST43	AuME-ST43	AuME-ST43	AuME-ST43	AuME-ST43	AuME-ST43	AuME-ST43	AuME-ST43	AuME-ST43	AuME-ST43
	Analyte	Cs	Cu	Fe	Ga	Ge	Hf	Hg	In	K	La	Li	Mg	Mn	Mo	Na
	Units	ppm	ppm	%	ppm	ppm	ppm	ppm	ppm	%	ppm	ppm	%	ppm	ppm	%
	LOD	0.001	0.01	0.001	0.004	0.005	0.002	0.002	0.005	0.01	0.002	0.1	0.01	0.1	0.002	0.001
958181		1.115	13.60	2.84	7.35	0.059	0.124	0.056	0.030	0.03	9.00	16.1	0.74	320	0.383	0.004
958182		1.475	12.95	3.32	6.94	0.055	0.214	0.085	0.031	0.02	9.04	20.3	0.76	336	0.376	0.004
958183		1.120	6.54	5.76	10.25	0.053	0.280	0.171	0.051	0.02	8.39	21.3	0.24	170.0	0.507	0.004
958184		1.250	7.49	3.24	9.12	0.063	0.099	0.104	0.034	0.02	9.91	18.9	0.30	191.0	0.461	0.003
958185		1.325	12.05	2.83	5.83	0.060	0.082	0.076	0.028	0.03	11.75	20.8	0.64	226	0.436	0.004
958186		2.55	22.7	4.39	5.51	0.028	0.287	0.297	0.043	0.03	6.52	28.5	0.61	437	0.610	0.006
958187		NSS	NSS	NSS	NSS	NSS	NSS	NSS	NSS	NSS	NSS	NSS	NSS	NSS	NSS	NSS
958188		1.575	12.25	3.31	8.08	0.039	0.103	0.103	0.033	0.02	8.60	22.9	0.56	281	0.509	0.004
958189		2.08	8.57	4.77	10.55	0.049	0.221	0.166	0.065	0.03	10.55	25.3	0.23	414	0.696	0.005
958190		1.450	8.41	4.71	9.63	0.047	0.577	0.243	0.066	0.04	11.85	26.1	0.23	327	1.000	0.002
958191		1.490	6.70	3.08	10.70	0.040	0.039	0.158	0.029	0.04	15.60	11.6	0.12	294	0.630	0.004
958192		1.610	7.15	3.22	8.92	0.040	0.018	0.091	0.022	0.03	13.60	12.1	0.25	173.0	0.319	0.004
958193		4.16	16.45	4.54	10.45	0.044	0.107	0.158	0.058	0.06	12.45	35.9	0.66	553	0.625	0.003
958194		1.815	13.45	3.24	7.89	0.044	0.103	0.072	0.035	0.04	14.10	22.3	0.61	415	0.690	0.004
958195		2.51	7.83	3.39	11.00	0.037	0.011	0.097	0.032	0.04	12.10	20.0	0.34	434	0.526	0.004
958196		1.900	12.20	3.74	8.72	0.043	0.121	0.113	0.031	0.03	11.00	29.4	0.44	183.5	0.544	0.004
958197		1.760	15.50	4.15	11.60	0.033	0.102	0.107	0.030	0.03	4.95	19.3	0.58	298	0.354	0.005
957616		NSS	NSS	NSS	NSS	NSS	NSS	NSS	NSS	NSS	NSS	NSS	NSS	NSS	NSS	NSS
957617		1.595	15.10	4.65	9.76	0.041	0.058	0.102	0.041	0.03	9.35	39.0	0.84	230	0.461	0.005
957618		2.17	24.5	3.81	8.19	0.049	0.030	0.082	0.035	0.03	12.35	35.8	0.88	548	0.433	0.004
957619		1.660	27.2	3.89	7.42	0.049	0.070	0.064	0.032	0.03	11.30	27.7	0.97	353	0.418	0.004
957620		1.625	17.75	3.53	5.38	0.044	0.101	0.079	0.031	0.03	13.60	35.6	0.42	294	0.331	0.001
957621		1.675	10.60	2.89	5.95	0.042	0.136	0.124	0.028	0.03	18.60	29.8	0.42	218	0.515	0.003
957622		2.37	22.7	4.67	8.87	0.046	0.083	0.069	0.041	0.03	11.45	35.8	0.70	277	0.457	0.004
957623		1.430	27.8	3.95	7.48	0.043	0.019	0.060	0.037	0.03	11.65	31.2	0.71	259	0.498	0.004
957624		1.250	9.06	4.14	7.46	0.043	0.216	0.112	0.036	0.02	10.05	35.3	0.50	157.0	0.446	0.004
957625		1.550	11.50	3.13	6.71	0.042	0.016	0.072	0.026	0.04	12.35	18.9	0.38	459	1.000	0.006
957626		1.845	12.15	4.18	7.25	0.042	0.212	0.186	0.048	0.02	8.22	35.3	0.38	206	0.726	0.004
957627		2.26	8.89	4.11	9.52	0.035	0.076	0.061	0.031	0.02	8.77	26.7	0.39	147.0	0.313	0.005
957628		2.44	9.00	4.41	9.96	0.046	0.127	0.118	0.038	0.02	9.90	33.7	0.57	265	0.359	0.004
957629		1.405	9.57	3.23	6.16	0.044	0.095	0.107	0.026	0.03	14.20	32.7	0.45	311	0.409	0.004
957630		0.967	7.67	2.63	4.50	0.034	0.079	0.078	0.022	0.02	10.95	25.0	0.48	127.5	0.898	0.004
957631		1.550	12.00	2.41	4.17	0.047	0.035	0.024	0.020	0.04	18.15	17.6	0.63	281	0.369	0.003
957632		3.17	10.10	4.93	9.37	0.054	0.033	0.049	0.026	0.06	15.55	29.0	0.32	261	0.834	0.006
957835		0.695	8.84	4.37	8.29	0.047	0.126	0.128	0.028	0.04	14.95	37.3	0.32	115.0	0.672	0.002
957836		0.618	5.75	5.06	10.25	0.048	0.161	0.189	0.042	0.02	10.30	24.7	0.12	112.0	0.611	0.003
957837		1.175	9.53	2.93	4.79	0.033	0.162	0.069	0.022	0.02	10.90	29.7	0.49	162.0	0.323	0.003
957838		1.645	10.15	5.47	8.84	0.055	0.097	0.232	0.038	0.04	14.80	32.1	0.23	601	0.559	0.006
957839		2.28	15.55	4.73	9.43	0.058	0.150	0.100	0.040	0.04	16.45	45.1	0.59	217	0.645	0.004
957840		NSS	NSS	NSS	NSS	NSS	NSS	NSS	NSS	NSS	NSS	NSS	NSS	NSS	NSS	NSS

Comments: Always send INVCC to Debra Chapman. RD 9/9/2022.2023 price list

***** See Appendix Page for comments regarding this certificate *****

ALS Canada Ltd.
2103 Dollarton Hwy
North Vancouver BC V7H 0A7
Phone: +1 604 984 0221 Fax: +1 604 984 0218
www.alsglobal.com/geochemistry

To: FANCAMP EXPLORATION LTÉE
340, AVE VICTORIA
WESTMOUNT QC H3Z 2M8

Finalized Date: 6-JUL-2024
Account: FANCAM

Project: Riley Brook

CERTIFICATE OF ANALYSIS SD24157894

Sample Description	Method	AuME-ST43	AuME-ST43	AuME-ST43	AuME-ST43	AuME-ST43	AuME-ST43	AuME-ST43	AuME-ST43	AuME-ST43	AuME-ST43	AuME-ST43	AuME-ST43	AuME-ST43	AuME-ST43	AuME-ST43
	Analyte	Nb	Ni	P	Pb	Pd	Pt	Rb	Re	S	Sb	Sc	Se	Sn	Sr	Ta
	Units	ppm	ppm	%	ppm	ppm	ppm	ppm	ppm	%	ppm	ppm	ppm	ppm	ppm	ppm
	LOD	0.002	0.02	0.0005	0.005	0.001	0.001	0.005	0.0002	0.002	0.002	0.005	0.002	0.01	0.01	0.005
958181		1.490	34.0	0.0492	5.23	<0.001	0.001	7.80	<0.0002	0.027	0.252	5.42	0.289	0.76	15.35	<0.005
958182		1.485	36.2	0.0680	6.94	0.001	<0.001	7.19	<0.0002	0.025	0.303	5.12	0.353	0.67	7.21	<0.005
958183		2.08	13.65	0.0796	8.37	0.001	0.001	6.01	<0.0002	0.053	0.224	2.34	0.674	0.97	3.81	<0.005
958184		1.645	19.45	0.0701	7.41	<0.001	0.001	8.97	0.0002	0.033	0.226	3.70	0.417	0.90	3.89	<0.005
958185		1.065	38.3	0.0394	8.63	0.001	<0.001	8.72	<0.0002	0.018	0.260	3.18	0.307	0.60	5.64	<0.005
958186		1.810	38.7	0.1190	6.81	<0.001	0.002	8.04	<0.0002	0.072	0.267	3.90	1.045	0.58	7.34	0.005
958187		NSS	NSS	NSS	NSS	NSS	NSS	NSS	NSS	NSS	NSS	NSS	NSS	NSS	NSS	NSS
958188		1.995	35.9	0.0732	7.29	<0.001	0.001	8.76	<0.0002	0.034	0.210	3.87	0.444	0.79	6.95	<0.005
958189		2.53	13.45	0.1000	10.60	0.001	0.003	13.75	0.0003	0.058	0.335	3.33	0.852	1.22	9.44	<0.005
958190		1.995	16.20	0.1700	11.20	<0.001	0.001	11.55	<0.0002	0.060	0.286	3.31	1.140	1.12	3.26	<0.005
958191		0.932	6.42	0.1265	7.33	0.001	0.002	11.85	0.0013	0.037	0.281	1.575	0.528	1.46	5.24	<0.005
958192		1.395	13.05	0.1505	9.81	0.001	0.001	11.40	0.0002	0.029	0.207	2.06	0.393	0.76	3.53	<0.005
958193		2.07	35.2	0.256	23.0	0.002	0.002	14.90	<0.0002	0.036	0.441	4.11	0.671	1.00	5.09	<0.005
958194		1.295	35.2	0.0747	11.80	<0.001	0.001	9.92	0.0005	0.023	0.301	3.86	0.297	0.86	5.30	<0.005
958195		1.395	16.20	0.1570	8.51	<0.001	0.001	16.60	0.0002	0.038	0.195	2.50	0.342	1.14	5.34	<0.005
958196		1.650	30.3	0.0601	8.52	0.001	0.001	12.35	0.0003	0.034	0.190	3.28	0.393	0.73	5.24	<0.005
958197		1.190	38.0	0.0657	6.35	<0.001	0.001	8.52	0.0002	0.029	1.795	4.94	0.264	0.96	7.18	<0.005
957616		NSS	NSS	NSS	NSS	NSS	NSS	NSS	NSS	NSS	NSS	NSS	NSS	NSS	NSS	NSS
957617		1.600	30.0	0.0654	7.82	0.001	0.001	6.29	0.0006	0.034	0.252	4.75	0.371	0.74	7.41	<0.005
957618		0.643	46.5	0.0657	9.02	0.001	0.001	12.75	<0.0002	0.021	0.338	4.98	0.282	0.63	12.50	<0.005
957619		0.395	50.5	0.0307	9.42	0.001	0.001	9.90	0.0004	0.010	0.483	6.47	0.236	0.52	5.51	<0.005
957620		0.205	39.0	0.0691	7.71	0.001	0.001	10.70	0.0006	0.021	0.147	2.99	0.340	0.38	1.96	<0.005
957621		0.379	27.6	0.0686	6.08	0.001	0.001	9.73	<0.0002	0.031	0.179	2.99	0.457	0.47	2.60	<0.005
957622		0.692	35.1	0.1070	15.70	0.001	0.001	8.13	<0.0002	0.026	0.371	5.89	0.357	0.61	3.68	<0.005
957623		0.645	37.9	0.0424	7.91	0.001	0.001	9.39	<0.0002	0.018	0.429	5.14	0.240	0.56	6.10	<0.005
957624		0.812	42.2	0.0919	15.95	0.002	0.001	7.69	0.0003	0.038	0.246	3.63	0.551	0.45	2.47	<0.005
957625		0.723	25.0	0.0895	14.90	0.003	0.002	9.60	0.0008	0.045	0.325	2.07	0.397	0.69	7.53	<0.005
957626		1.460	29.0	0.1355	11.60	0.002	0.002	7.74	0.0007	0.052	0.323	4.47	0.691	0.66	6.10	<0.005
957627		0.866	16.45	0.0477	6.79	0.001	0.001	5.69	<0.0002	0.018	0.248	3.22	0.285	0.65	4.43	<0.005
957628		1.050	27.3	0.1005	10.20	0.002	0.002	8.40	0.0003	0.038	0.189	4.02	0.487	0.69	4.38	<0.005
957629		0.493	29.7	0.0719	7.20	<0.001	0.001	9.13	<0.0002	0.031	0.151	2.29	0.394	0.44	3.80	<0.005
957630		0.562	29.5	0.0412	11.00	0.001	0.001	6.32	<0.0002	0.026	0.171	1.965	0.278	0.30	4.99	<0.005
957631		0.254	33.7	0.0274	12.10	<0.001	0.001	5.87	0.0002	0.008	0.282	2.98	0.174	0.29	5.16	<0.005
957632		0.723	21.8	0.1485	21.3	0.003	0.002	18.15	0.0012	0.037	0.454	2.02	0.299	0.63	11.25	<0.005
957835		0.591	33.4	0.0777	6.90	0.001	0.001	8.35	<0.0002	0.032	0.139	2.83	0.415	0.60	3.45	<0.005
957836		0.961	9.68	0.1280	8.48	0.001	0.002	4.48	<0.0002	0.071	0.195	3.02	0.828	0.70	2.53	<0.005
957837		0.452	37.9	0.0595	9.84	0.001	0.001	6.87	0.0006	0.031	0.161	2.43	0.399	0.29	1.60	<0.005
957838		0.648	18.70	0.1605	10.55	0.007	0.005	11.75	0.0007	0.061	0.306	3.41	0.923	0.74	4.65	<0.005
957839		0.583	64.6	0.0744	10.70	0.001	0.001	12.05	0.0004	0.027	0.204	4.38	0.435	0.65	7.72	<0.005
957840		NSS	NSS	NSS	NSS	NSS	NSS	NSS	NSS	NSS	NSS	NSS	NSS	NSS	NSS	NSS

Comments: Always send INVCC to Debra Chapman. RD 9/9/2022.2023 price list

***** See Appendix Page for comments regarding this certificate *****

ALS Canada Ltd.
2103 Dollarton Hwy
North Vancouver BC V7H 0A7
Phone: +1 604 984 0221 Fax: +1 604 984 0218
www.alsglobal.com/geochemistry

To: FANCAMP EXPLORATION LTÉE
340, AVE VICTORIA
WESTMOUNT QC H3Z 2M8

Project: Riley Brook

CERTIFICATE OF ANALYSIS SD24157894

Sample Description	Method	AuME-ST43	AuME-ST43	AuME-ST43	AuME-ST43	AuME-ST43	AuME-ST43	AuME-ST43	AuME-ST43	AuME-ST43	AuME-ST43
	Analyte	Te	Th	Ti	Tl	U	V	W	Y	Zn	Zr
	Units	ppm	ppm	%	ppm	ppm	ppm	ppm	ppm	ppm	ppm
	LOD	0.001	0.0005	0.0001	0.0005	0.0005	0.05	0.001	0.001	0.1	0.01
958181		0.009	1.555	0.1730	0.0666	0.493	52.4	0.064	5.39	64.1	7.81
958182		0.016	2.36	0.1620	0.0772	0.556	57.3	0.065	4.48	79.5	11.30
958183		0.014	2.12	0.0649	0.0875	0.599	62.9	0.046	2.91	40.8	12.65
958184		0.011	1.370	0.0488	0.1000	0.472	53.8	0.035	4.93	50.9	4.08
958185		0.015	2.40	0.0837	0.0698	0.568	44.8	0.033	4.08	46.0	4.32
958186		0.024	1.160	0.1145	0.0765	0.600	59.9	0.073	4.04	58.5	13.15
958187		NSS	NSS	NSS	NSS	NSS	NSS	NSS	NSS	NSS	NSS
958188		0.012	1.410	0.1125	0.0902	0.481	64.0	0.038	4.24	94.4	5.47
958189		0.025	2.26	0.0665	0.1385	0.644	51.3	0.135	4.30	86.5	7.24
958190		0.021	3.62	0.0298	0.1665	0.793	47.1	0.103	5.04	72.0	18.30
958191		0.018	0.587	0.0218	0.1620	0.439	47.9	0.065	3.25	38.7	1.04
958192		0.011	0.777	0.0525	0.0913	0.602	53.4	0.029	3.93	31.6	1.07
958193		0.021	2.12	0.0563	0.216	0.761	62.9	0.097	3.90	97.4	3.86
958194		0.014	2.13	0.0558	0.1080	0.547	51.3	0.034	5.56	63.6	4.18
958195		0.017	0.545	0.0514	0.1400	0.581	62.1	0.041	4.81	46.1	0.75
958196		0.014	1.740	0.0387	0.1055	0.555	54.4	0.041	4.62	60.9	4.85
958197		0.008	1.480	0.235	0.795	0.352	102.5	0.004	3.21	62.4	6.22
957616		NSS	NSS	NSS	NSS	NSS	NSS	NSS	NSS	NSS	NSS
957617		0.013	1.025	0.0788	0.0875	0.335	87.1	0.033	2.95	72.1	3.12
957618		0.016	1.425	0.0861	0.1050	0.421	79.5	0.012	4.33	96.0	1.62
957619		0.018	2.47	0.0836	0.0935	0.387	84.9	0.017	4.51	75.4	3.48
957620		0.019	2.61	0.0009	0.1145	0.335	31.0	0.031	3.11	105.0	3.07
957621		0.012	2.79	0.0031	0.1445	0.373	34.4	0.038	2.54	98.4	3.91
957622		0.018	1.510	0.0272	0.1290	0.337	90.7	0.018	3.89	147.0	2.76
957623		0.014	1.390	0.0747	0.1000	0.436	79.7	0.020	4.78	87.6	1.38
957624		0.022	3.60	0.0063	0.1135	0.503	43.6	0.049	2.54	122.5	8.80
957625		0.019	0.531	0.0333	0.0785	0.411	47.0	0.074	3.84	61.1	0.62
957626		0.019	1.645	0.1360	0.1040	0.491	80.6	0.050	3.06	77.2	9.47
957627		0.016	1.570	0.0379	0.0656	0.245	77.0	0.026	2.01	42.1	3.44
957628		0.011	1.815	0.0515	0.0885	0.313	70.6	0.043	3.35	64.7	4.76
957629		0.015	2.37	0.0036	0.0819	0.313	32.3	0.042	2.61	90.3	3.06
957630		0.010	1.885	0.0077	0.0563	0.322	27.2	0.043	2.40	38.7	2.74
957631		0.012	2.18	0.0167	0.0469	0.575	29.3	0.037	7.18	39.8	1.50
957632		0.029	1.290	0.0112	0.1090	0.527	49.5	0.081	4.87	59.9	1.07
957835		0.022	3.10	0.0028	0.0847	0.383	45.3	0.052	3.21	87.6	4.64
957836		0.026	1.705	0.0257	0.0806	0.393	72.8	0.057	2.53	63.6	5.68
957837		0.013	2.89	0.0036	0.0882	0.363	27.9	0.051	2.64	85.5	5.09
957838		0.029	2.43	0.0301	0.1470	0.513	61.3	0.059	2.83	113.0	3.49
957839		0.023	3.14	0.0044	0.1065	0.628	49.0	0.032	7.09	90.1	5.51
957840		NSS	NSS	NSS	NSS	NSS	NSS	NSS	NSS	NSS	NSS

Comments: Always send INVCC to Debra Chapman. RD 9/9/2022.2023 price list

***** See Appendix Page for comments regarding this certificate *****

ALS Canada Ltd.
2103 Dollarton Hwy
North Vancouver BC V7H 0A7
Phone: +1 604 984 0221 Fax: +1 604 984 0218
www.alsglobal.com/geochemistry

To: FANCAMP EXPLORATION LTÉE
340, AVE VICTORIA
WESTMOUNT QC H3Z 2M8

Finalized Date: 6-JUL-2024
Account: FANCAM

Project: Riley Brook

CERTIFICATE OF ANALYSIS SD24157894

Sample Description	Method Analyte Units LOD	WEI-21 Recvd Wt. kg 0.02	OA-ELE07 pH Unity 0.1	AuME-ST43 Au ppm 0.0001	AuME-ST43 Ag ppm 0.001	AuME-ST43 Al % 0.01	AuME-ST43 As ppm 0.01	AuME-ST43 B ppm 2	AuME-ST43 Ba ppm 0.05	AuME-ST43 Be ppm 0.005	AuME-ST43 Bi ppm 0.0005	AuME-ST43 Ca % 0.01	AuME-ST43 Cd ppm 0.001	AuME-ST43 Ce ppm 0.001	AuME-ST43 Co ppm 0.001	AuME-ST43 Cr ppm 0.01
957841		0.33	4.6	0.0002	0.123	4.86	27.0	4	45.7	0.910	0.253	0.06	0.157	30.5	6.16	84.8
957842		0.33	4.7	0.0001	0.224	3.36	9.83	3	102.0	0.687	0.1155	0.09	0.253	30.2	6.77	53.8
957843		0.30	4.8	0.0001	0.128	1.48	6.52	<2	249	0.391	0.1270	0.17	0.122	36.1	5.81	30.6
957844		0.38	4.8	<0.0001	0.193	4.43	29.2	4	101.0	0.967	0.0784	0.14	0.199	32.5	13.85	59.9
957845		0.46	5.8	0.0003	0.195	3.40	13.45	2	386	1.200	0.1945	0.51	0.193	54.5	15.40	78.1
957846		0.43	4.9	0.0003	0.209	3.55	23.0	3	159.5	0.600	0.1280	0.21	0.500	13.95	8.91	60.9
957847		0.35	4.9	0.0003	0.207	3.05	23.1	3	152.5	0.691	0.1525	0.12	0.105	33.3	10.50	58.3
957848		0.38	4.9	0.0002	0.117	3.79	6.19	2	73.5	0.516	0.0833	0.08	0.209	21.1	9.39	56.0
957849		0.30	4.6	0.0002	0.285	3.51	10.90	2	63.8	0.820	0.1400	0.04	0.145	34.4	7.09	56.3
957850		0.34	4.6	0.0004	0.136	3.88	14.35	3	68.5	1.270	0.1140	0.05	0.227	27.5	9.50	61.2
957851		0.36	4.7	0.0002	0.053	3.05	16.80	2	64.5	0.773	0.1150	0.02	0.181	29.2	10.05	46.9
957852		0.40	4.8	0.0004	0.060	2.66	15.25	2	63.4	0.701	0.1225	0.01	0.174	37.6	10.05	45.9
957853		0.34	4.7	NSS	NSS	NSS	NSS	NSS	NSS	NSS	NSS	NSS	NSS	NSS	NSS	NSS
957854		0.39	4.5	0.0004	0.108	2.01	11.55	2	50.6	0.474	0.1425	0.03	0.152	25.2	5.93	34.2
957855		0.49	5.0	0.0002	0.028	3.46	9.19	2	60.0	0.714	0.0679	0.10	0.183	28.3	14.50	64.3
957856		0.51	5.4	0.0002	0.089	2.04	4.87	<2	185.0	0.511	0.1150	0.17	0.081	43.3	11.00	42.1
957857		0.43	4.8	0.0003	0.044	3.38	7.96	2	73.6	0.620	0.0911	0.04	0.127	26.7	9.82	54.3
957858		0.53	4.6	0.0005	0.124	1.62	0.85	<2	55.4	0.287	0.0713	0.02	0.039	44.6	5.00	26.4
957859		0.46	4.8	0.0001	0.087	3.98	11.05	3	97.1	0.717	0.0970	0.09	0.178	29.0	12.95	56.8
957860		0.34	4.9	0.0001	0.124	3.32	12.15	2	54.3	0.828	0.0996	0.08	0.113	29.3	12.05	51.2
957861		0.36	5.1	0.0006	0.082	3.83	13.25	3	89.5	1.500	0.1515	0.09	0.225	42.1	12.05	55.9
957862		0.39	4.6	<0.0001	0.115	2.98	11.70	3	74.9	0.674	0.1330	0.08	0.153	30.7	6.38	48.6
957863		0.29	5.0	0.0008	0.072	4.22	30.4	3	69.6	1.085	0.1465	0.04	0.198	26.9	10.15	57.7
957864		0.32	4.5	NSS	NSS	NSS	NSS	NSS	NSS	NSS	NSS	NSS	NSS	NSS	NSS	NSS
957865		0.29	4.9	0.0001	0.099	3.09	10.90	3	84.1	0.429	0.0781	0.05	0.291	25.9	4.83	36.7
957866		0.41	4.7	<0.0001	0.105	3.66	17.80	2	48.8	0.870	0.1525	0.03	0.207	33.1	6.83	54.7
957867		0.38	5.1	0.0003	0.047	2.28	8.51	2	44.2	0.589	0.1025	0.03	0.138	38.8	9.94	41.7
957868		0.29	4.6	0.0004	0.124	2.79	9.08	2	54.1	0.644	0.1055	0.03	0.158	27.2	8.62	47.0
957869		0.30	NSS	NSS	NSS	NSS	NSS	NSS	NSS	NSS	NSS	NSS	NSS	NSS	NSS	NSS
957870		0.35	4.9	0.0004	0.047	3.01	11.10	<2	37.0	0.704	0.1090	0.04	0.141	30.0	10.20	59.1
957871		0.31	4.9	0.0002	0.043	3.12	7.72	2	44.8	0.650	0.0762	0.05	0.122	26.7	12.95	53.9
957872		0.31	4.1	0.0001	0.062	0.55	6.04	<2	19.25	0.112	0.0934	0.02	0.067	45.9	0.928	10.95
957873		0.31	4.8	0.0002	0.038	3.33	15.90	2	74.1	0.361	0.0837	0.21	0.201	14.25	15.70	76.5
957874		0.52	NSS	NSS	NSS	NSS	NSS	NSS	NSS	NSS	NSS	NSS	NSS	NSS	NSS	NSS
957875		0.46	5.3	0.0001	0.094	2.83	8.54	2	87.4	0.513	0.0868	0.24	0.329	27.3	17.50	85.5
957876		0.42	4.8	0.0002	0.108	3.05	13.00	2	81.2	0.471	0.0822	0.11	0.249	25.6	14.45	79.1
957877		0.32	5.0	0.0001	0.171	2.79	10.70	2	91.2	0.533	0.0898	0.16	0.137	23.1	9.45	52.7
957878		0.31	4.9	0.0001	0.103	2.40	7.66	4	73.7	0.426	0.1370	0.24	0.202	28.2	9.32	42.8
957879		0.31	4.8	0.0001	0.149	1.39	7.99	2	157.5	0.329	0.1030	0.07	0.120	28.0	4.03	19.30
957880		0.38	4.7	0.0002	0.268	2.53	15.70	2	93.2	0.623	0.1225	0.18	0.094	31.7	12.80	52.7

Comments: Always send INVCC to Debra Chapman. RD 9/9/2022.2023 price list

***** See Appendix Page for comments regarding this certificate *****

ALS Canada Ltd.
2103 Dollarton Hwy
North Vancouver BC V7H 0A7
Phone: +1 604 984 0221 Fax: +1 604 984 0218
www.alsglobal.com/geochemistry

To: FANCAMP EXPLORATION LTÉE
340, AVE VICTORIA
WESTMOUNT QC H3Z 2M8

Finalized Date: 6-JUL-2024
Account: FANCAM

Project: Riley Brook

CERTIFICATE OF ANALYSIS SD24157894

Sample Description	Method	AuME-ST43	AuME-ST43	AuME-ST43	AuME-ST43	AuME-ST43	AuME-ST43	AuME-ST43	AuME-ST43	AuME-ST43	AuME-ST43	AuME-ST43	AuME-ST43	AuME-ST43	AuME-ST43	AuME-ST43
	Analyte	Cs	Cu	Fe	Ga	Ge	Hf	Hg	In	K	La	Li	Mg	Mn	Mo	Na
	Units	ppm	ppm	%	ppm	ppm	ppm	ppm	ppm	%	ppm	ppm	%	ppm	ppm	%
	LOD	0.001	0.01	0.001	0.004	0.005	0.002	0.002	0.005	0.01	0.002	0.1	0.01	0.1	0.002	0.001
957841		1.985	10.85	8.00	14.05	0.069	0.230	0.262	0.056	0.05	14.55	42.7	0.25	223	0.580	0.004
957842		2.42	11.90	3.47	7.12	0.043	0.116	0.113	0.030	0.03	14.80	30.4	0.32	267	0.506	0.004
957843		0.591	11.75	2.80	6.78	0.042	0.007	0.058	0.021	0.05	16.45	19.9	0.42	405	0.363	0.001
957844		1.340	23.8	6.75	9.51	0.070	0.098	0.204	0.061	0.02	10.35	33.9	0.93	440	0.747	<0.001
957845		3.42	20.7	5.89	11.05	0.089	0.016	0.083	0.051	0.06	22.6	56.3	0.74	627	1.015	0.002
957846		1.215	15.80	6.51	15.40	0.054	0.093	0.220	0.056	0.03	6.21	29.1	0.40	1810	0.564	0.005
957847		1.650	18.50	6.22	11.80	0.068	0.052	0.073	0.064	0.04	14.05	42.3	0.55	295	0.603	0.006
957848		1.270	10.30	3.74	8.46	0.046	0.216	0.117	0.031	0.02	9.68	40.8	0.61	193.5	0.261	0.005
957849		1.930	11.40	5.32	8.32	0.064	0.153	0.148	0.030	0.04	15.65	34.9	0.37	190.0	0.434	0.005
957850		3.74	20.3	4.45	6.01	0.051	0.180	0.233	0.045	0.03	11.15	49.8	0.46	257	0.479	0.004
957851		1.525	15.90	3.03	5.47	0.049	0.161	0.071	0.026	0.03	14.00	32.2	0.64	214	0.309	0.003
957852		1.685	18.20	2.91	6.07	0.053	0.181	0.069	0.024	0.03	17.15	27.2	0.62	274	0.448	0.004
957853		NSS	NSS	NSS	NSS	NSS	NSS	NSS	NSS	NSS	NSS	NSS	NSS	NSS	NSS	NSS
957854		1.255	12.75	3.04	5.71	0.043	0.107	0.086	0.023	0.03	11.75	21.9	0.37	133.5	0.394	0.004
957855		1.745	22.8	3.54	7.92	0.044	0.148	0.055	0.031	0.02	10.60	30.9	1.11	315	0.343	0.004
957856		1.715	10.75	2.69	6.76	0.059	0.045	0.031	0.021	0.04	21.6	39.3	0.78	267	0.289	0.003
957857		1.335	15.40	4.19	8.07	0.048	0.038	0.082	0.036	0.03	11.25	41.4	0.67	295	0.305	0.003
957858		1.210	10.35	1.190	4.74	0.048	0.054	0.039	0.012	0.04	21.6	21.8	0.47	148.0	0.273	0.003
957859		1.200	18.35	4.40	8.00	0.049	0.081	0.093	0.037	0.03	10.55	40.4	0.82	299	0.492	0.003
957860		1.020	16.60	5.03	7.93	0.055	0.052	0.075	0.047	0.02	10.45	40.8	0.76	283	0.411	0.003
957861		2.21	20.3	4.39	6.49	0.054	0.197	0.134	0.043	0.03	13.05	45.8	0.57	247	0.832	0.002
957862		2.33	12.75	4.78	9.60	0.059	0.094	0.108	0.038	0.04	14.40	34.0	0.32	149.0	0.414	<0.001
957863		3.87	16.80	5.01	6.29	0.057	0.160	0.161	0.043	0.04	12.70	51.5	0.44	325	0.377	0.004
957864		NSS	NSS	NSS	NSS	NSS	NSS	NSS	NSS	NSS	NSS	NSS	NSS	NSS	NSS	NSS
957865		1.560	7.82	2.51	5.46	0.043	0.077	0.133	0.024	0.03	12.40	21.6	0.22	206	0.330	0.002
957866		1.600	11.35	5.44	10.10	0.065	0.207	0.104	0.036	0.03	15.05	33.7	0.35	181.0	0.428	0.003
957867		1.125	14.75	2.64	5.03	0.047	0.131	0.061	0.021	0.03	13.30	28.2	0.68	225	0.250	0.003
957868		0.839	12.85	2.99	6.81	0.044	0.147	0.091	0.027	0.02	11.55	26.9	0.51	184.0	0.382	0.003
957869		NSS	NSS	NSS	NSS	NSS	NSS	NSS	NSS	NSS	NSS	NSS	NSS	NSS	NSS	NSS
957870		1.190	13.20	4.00	6.80	0.049	0.137	0.135	0.034	0.02	13.00	37.9	0.62	201	0.533	0.002
957871		1.975	18.70	3.80	6.70	0.044	0.162	0.115	0.038	0.02	8.72	30.0	0.86	284	0.338	0.004
957872		0.756	4.45	1.240	5.08	0.053	0.005	0.029	0.007	0.03	22.3	1.3	0.03	35.0	0.277	0.002
957873		3.47	13.65	4.04	10.15	0.037	0.191	0.074	0.027	0.02	6.08	34.9	1.03	187.5	0.274	0.007
957874		NSS	NSS	NSS	NSS	NSS	NSS	NSS	NSS	NSS	NSS	NSS	NSS	NSS	NSS	NSS
957875		1.690	13.20	2.99	8.55	0.048	0.028	0.067	0.028	0.02	10.55	28.2	1.04	911	0.408	0.003
957876		4.11	19.65	4.07	8.91	0.043	0.073	0.084	0.035	0.02	8.07	38.3	1.18	283	0.486	0.004
957877		1.505	14.55	3.24	9.05	0.042	0.044	0.069	0.032	0.02	9.97	30.6	0.56	273	0.532	0.003
957878		2.13	14.95	3.30	10.20	0.058	0.036	0.053	0.034	0.03	12.15	26.3	0.59	282	0.358	0.004
957879		1.310	9.54	2.11	4.68	0.045	0.038	0.060	0.015	0.05	13.45	16.1	0.14	334	0.418	<0.001
957880		2.30	23.6	4.39	8.58	0.048	0.062	0.046	0.036	0.03	10.80	56.3	0.84	256	0.463	0.002

Comments: Always send INVCC to Debra Chapman. RD 9/9/2022.2023 price list

***** See Appendix Page for comments regarding this certificate *****

ALS Canada Ltd.
2103 Dollarton Hwy
North Vancouver BC V7H 0A7
Phone: +1 604 984 0221 Fax: +1 604 984 0218
www.alsglobal.com/geochemistry

To: FANCAMP EXPLORATION LTÉE
340, AVE VICTORIA
WESTMOUNT QC H3Z 2M8

Finalized Date: 6-JUL-2024
Account: FANCAM

Project: Riley Brook

CERTIFICATE OF ANALYSIS SD24157894

Sample Description	Method	AuME-ST43	AuME-ST43	AuME-ST43	AuME-ST43	AuME-ST43	AuME-ST43	AuME-ST43	AuME-ST43	AuME-ST43	AuME-ST43	AuME-ST43	AuME-ST43	AuME-ST43	AuME-ST43	AuME-ST43
	Analyte	Nb	Ni	P	Pb	Pd	Pt	Rb	Re	S	Sb	Sc	Se	Sn	Sr	Ta
	Units	ppm	ppm	%	ppm	ppm	ppm	ppm	ppm	%	ppm	ppm	ppm	ppm	ppm	ppm
	LOD	0.002	0.02	0.0005	0.005	0.001	0.001	0.005	0.0002	0.002	0.002	0.005	0.002	0.01	0.01	0.005
957841		0.901	19.55	0.260	17.30	0.005	0.005	9.56	0.0007	0.065	0.357	5.53	1.190	1.07	2.84	<0.005
957842		0.794	25.3	0.1005	7.91	0.002	0.002	13.90	0.0007	0.046	0.223	3.52	0.483	0.66	5.48	<0.005
957843		0.380	21.5	0.0900	7.99	0.001	0.001	11.45	0.0005	0.025	0.170	1.515	0.218	0.63	7.27	<0.005
957844		2.59	34.0	0.1375	5.32	0.006	0.006	7.31	0.0002	0.035	0.413	7.89	0.691	0.94	8.51	<0.005
957845		0.796	46.1	0.1280	11.50	0.003	0.002	18.05	0.0005	0.037	0.262	5.68	0.616	0.90	16.70	<0.005
957846		2.20	17.90	0.1555	11.50	0.001	0.001	5.70	<0.0002	0.073	0.263	5.05	0.508	1.53	14.95	<0.005
957847		1.770	27.7	0.1360	6.86	0.002	0.002	14.10	0.0004	0.048	0.370	5.33	0.409	1.06	6.19	<0.005
957848		1.170	34.2	0.0917	6.11	<0.001	0.001	9.65	0.0002	0.037	0.146	3.67	0.470	0.55	6.49	<0.005
957849		0.592	29.5	0.1385	8.24	0.002	0.002	15.05	<0.0002	0.050	0.143	2.81	0.669	0.50	3.92	<0.005
957850		0.613	38.7	0.1135	17.05	0.002	0.002	14.30	0.0002	0.058	0.271	4.63	0.780	0.47	4.32	<0.005
957851		0.385	61.2	0.0589	9.08	0.001	0.001	8.42	0.0002	0.025	0.206	3.10	0.373	0.33	2.13	<0.005
957852		0.316	48.8	0.0548	11.55	0.001	0.001	9.21	<0.0002	0.019	0.238	3.25	0.337	0.39	2.08	<0.005
957853		NSS	NSS	NSS	NSS	NSS	NSS	NSS	NSS	NSS	NSS	NSS	NSS	NSS	NSS	NSS
957854		0.453	32.6	0.1145	9.44	<0.001	0.001	9.09	0.0002	0.027	0.227	2.25	0.354	0.44	2.87	<0.005
957855		0.786	40.2	0.0388	6.48	0.001	0.001	8.90	0.0009	0.016	0.186	6.26	0.293	0.59	8.47	<0.005
957856		0.195	41.5	0.0227	18.35	0.001	0.001	12.50	0.0002	0.012	0.088	3.11	0.083	0.42	7.97	<0.005
957857		1.185	36.1	0.1255	5.35	<0.001	0.001	10.85	<0.0002	0.034	0.118	4.13	0.402	0.57	3.42	<0.005
957858		0.094	26.1	0.0288	3.05	0.001	0.001	12.05	0.0003	0.011	0.047	1.855	0.084	0.37	2.52	<0.005
957859		1.230	48.7	0.0794	6.58	<0.001	0.001	7.97	0.0002	0.040	0.159	4.18	0.448	0.58	5.36	<0.005
957860		1.440	36.4	0.1520	5.91	<0.001	0.001	8.45	0.0002	0.031	0.190	5.01	0.444	0.55	4.04	<0.005
957861		0.632	45.3	0.0506	24.1	0.001	0.002	13.50	0.0002	0.033	0.258	4.38	0.539	0.46	5.71	<0.005
957862		0.830	22.7	0.1215	9.61	0.006	0.005	18.85	0.0005	0.035	0.165	3.68	0.532	0.66	6.33	<0.005
957863		0.490	53.5	0.217	13.55	0.002	0.002	14.65	<0.0002	0.058	0.340	3.94	0.938	0.59	3.20	<0.005
957864		NSS	NSS	NSS	NSS	NSS	NSS	NSS	NSS	NSS	NSS	NSS	NSS	NSS	NSS	NSS
957865		0.394	20.8	0.0745	6.47	0.005	0.004	16.35	<0.0002	0.028	0.155	2.22	0.586	0.41	3.57	<0.005
957866		0.617	28.3	0.1315	10.95	0.002	0.002	15.05	0.0004	0.048	0.204	4.08	0.739	0.62	2.44	<0.005
957867		0.308	44.9	0.0438	9.33	<0.001	0.001	10.65	<0.0002	0.012	0.195	2.82	0.199	0.33	2.96	<0.005
957868		0.871	34.1	0.0588	10.90	<0.001	0.001	7.59	<0.0002	0.037	0.196	2.98	0.400	0.55	2.55	<0.005
957869		NSS	NSS	NSS	NSS	NSS	NSS	NSS	NSS	NSS	NSS	NSS	NSS	NSS	NSS	NSS
957870		0.767	38.7	0.0473	9.01	0.001	0.001	9.33	<0.0002	0.028	0.175	3.59	0.393	0.48	3.18	<0.005
957871		1.290	44.1	0.0704	7.34	0.001	0.001	8.45	0.0005	0.031	0.224	3.68	0.387	0.39	4.09	<0.005
957872		0.089	3.37	0.0306	5.61	0.001	0.001	5.98	0.0003	0.013	0.134	0.488	0.127	0.46	1.66	<0.005
957873		1.760	54.9	0.0442	6.51	<0.001	0.001	5.31	<0.0002	0.028	0.174	2.61	0.343	0.78	10.40	<0.005
957874		NSS	NSS	NSS	NSS	NSS	NSS	NSS	NSS	NSS	NSS	NSS	NSS	NSS	NSS	NSS
957875		0.688	42.6	0.0709	9.82	<0.001	0.001	7.99	0.0002	0.027	0.147	5.21	0.287	0.61	8.90	<0.005
957876		1.315	37.4	0.0375	32.2	<0.001	0.001	6.21	0.0004	0.028	0.216	5.66	0.276	0.67	7.10	<0.005
957877		1.100	30.6	0.0438	5.46	<0.001	0.001	7.47	0.0007	0.022	0.186	3.57	0.272	0.76	5.68	<0.005
957878		1.055	29.7	0.0745	10.00	0.003	0.002	11.30	0.0002	0.020	0.166	3.85	0.304	0.88	6.46	<0.005
957879		0.145	16.45	0.0657	5.50	0.002	0.002	13.05	<0.0002	0.013	0.141	2.12	0.249	0.52	5.37	<0.005
957880		0.839	41.6	0.0386	10.70	0.001	0.001	8.67	<0.0002	0.016	0.277	4.26	0.211	0.72	6.93	<0.005

Comments: Always send INVCC to Debra Chapman. RD 9/9/2022.2023 price list

***** See Appendix Page for comments regarding this certificate *****

ALS Canada Ltd.
2103 Dollarton Hwy
North Vancouver BC V7H 0A7
Phone: +1 604 984 0221 Fax: +1 604 984 0218
www.alsglobal.com/geochemistry

To: FANCAMP EXPLORATION LTÉE
340, AVE VICTORIA
WESTMOUNT QC H3Z 2M8

Project: Riley Brook

CERTIFICATE OF ANALYSIS SD24157894

Sample Description	Method	AuME-ST43	AuME-ST43	AuME-ST43	AuME-ST43	AuME-ST43	AuME-ST43	AuME-ST43	AuME-ST43	AuME-ST43	AuME-ST43
	Analyte	Te	Th	Ti	Tl	U	V	W	Y	Zn	Zr
	Units	ppm	ppm	%	ppm	ppm	ppm	ppm	ppm	ppm	ppm
	LOD	0.001	0.0005	0.0001	0.0005	0.0005	0.05	0.001	0.001	0.1	0.01
957841		0.048	3.91	0.0225	0.1310	0.525	97.8	0.105	3.16	55.8	6.57
957842		0.015	2.18	0.0238	0.1370	0.376	48.4	0.042	3.11	86.6	4.27
957843		0.016	0.551	0.0180	0.0678	0.286	41.7	0.022	2.83	47.2	0.29
957844		0.027	1.005	0.502	0.0807	0.686	120.5	0.080	8.46	74.0	5.86
957845		0.027	1.185	0.0641	0.1070	0.684	94.4	0.037	23.3	70.0	0.73
957846		0.019	0.873	0.314	0.0948	0.335	163.0	0.010	5.93	90.3	5.19
957847		0.020	1.890	0.1750	0.1240	0.464	121.5	0.049	4.76	82.0	3.16
957848		0.012	1.955	0.0254	0.0985	0.339	59.0	0.044	2.86	90.2	8.27
957849		0.024	2.98	0.0062	0.1170	0.389	47.5	0.042	3.15	51.2	4.65
957850		0.020	2.60	0.0125	0.1060	0.563	46.9	0.067	3.66	100.0	6.13
957851		0.019	3.28	0.0032	0.1140	0.380	30.9	0.032	3.03	101.0	5.33
957852		0.017	3.64	0.0036	0.1315	0.457	31.8	0.035	3.52	87.3	5.44
957853		NSS	NSS	NSS	NSS	NSS	NSS	NSS	NSS	NSS	NSS
957854		0.016	1.935	0.0043	0.0967	0.348	36.2	0.037	2.62	50.2	3.45
957855		0.010	2.15	0.1195	0.0813	0.422	83.4	0.039	4.57	66.4	5.96
957856		0.007	2.13	0.0073	0.0830	0.416	34.7	0.019	8.17	77.9	1.35
957857		0.011	0.883	0.0735	0.1010	0.440	70.3	0.032	4.87	73.3	1.70
957858		0.003	2.42	0.0021	0.0888	0.340	17.95	0.012	3.98	26.9	1.28
957859		0.016	1.155	0.0834	0.0915	0.364	71.0	0.022	4.40	88.7	3.52
957860		0.015	1.330	0.1070	0.0820	0.504	76.2	0.039	5.81	45.5	3.12
957861		0.021	4.29	0.0120	0.1045	0.613	43.6	0.059	4.32	66.9	6.97
957862		0.021	1.955	0.0327	0.1255	0.429	59.1	0.063	3.45	59.1	2.41
957863		0.033	3.14	0.0058	0.1070	0.584	39.6	0.059	3.23	83.8	5.84
957864		NSS	NSS	NSS	NSS	NSS	NSS	NSS	NSS	NSS	NSS
957865		0.010	2.57	0.0078	0.0947	0.327	25.2	0.044	1.910	75.9	2.28
957866		0.021	2.79	0.0102	0.1345	0.557	63.4	0.069	3.98	63.4	6.66
957867		0.015	3.20	0.0161	0.0710	0.427	31.2	0.043	3.89	63.4	5.16
957868		0.017	2.20	0.0166	0.0758	0.395	43.9	0.057	2.99	48.7	4.85
957869		NSS	NSS	NSS	NSS	NSS	NSS	NSS	NSS	NSS	NSS
957870		0.016	3.30	0.0114	0.0808	0.452	46.0	0.062	3.54	60.9	5.87
957871		0.014	1.745	0.0559	0.0815	0.421	61.5	0.044	2.76	68.4	6.00
957872		0.014	0.346	0.0022	0.0580	0.1820	22.1	0.023	2.32	13.6	0.13
957873		0.013	1.255	0.0588	0.0560	0.293	62.7	0.062	2.85	67.9	7.74
957874		NSS	NSS	NSS	NSS	NSS	NSS	NSS	NSS	NSS	NSS
957875		0.009	0.540	0.0489	0.0714	0.396	62.8	0.036	8.17	69.7	1.21
957876		0.008	1.170	0.0918	0.0745	0.363	95.2	0.045	3.92	91.3	3.50
957877		0.011	1.325	0.0883	0.0845	0.341	77.4	0.028	2.98	51.9	2.28
957878		0.013	1.460	0.1550	0.0918	0.335	75.8	0.026	3.81	51.1	2.02
957879		0.018	1.775	0.0029	0.1030	0.235	29.3	0.036	2.43	64.0	1.19
957880		0.021	2.03	0.0664	0.0836	0.356	84.3	0.045	3.71	46.2	2.94

Comments: Always send INVCC to Debra Chapman. RD 9/9/2022.2023 price list

***** See Appendix Page for comments regarding this certificate *****

ALS Canada Ltd.
2103 Dollarton Hwy
North Vancouver BC V7H 0A7
Phone: +1 604 984 0221 Fax: +1 604 984 0218
www.alsglobal.com/geochemistry

To: FANCAMP EXPLORATION LTÉE
340, AVE VICTORIA
WESTMOUNT QC H3Z 2M8

Finalized Date: 6-JUL-2024
Account: FANCAM

Project: Riley Brook

CERTIFICATE OF ANALYSIS SD24157894

Sample Description	Method Analyte Units LOD	WEI-21 Recvd Wt. kg 0.02	OA-ELE07 pH Unity 0.1	AuME-ST43 Au ppm 0.0001	AuME-ST43 Ag ppm 0.001	AuME-ST43 Al % 0.01	AuME-ST43 As ppm 0.01	AuME-ST43 B ppm 2	AuME-ST43 Ba ppm 0.05	AuME-ST43 Be ppm 0.005	AuME-ST43 Bi ppm 0.0005	AuME-ST43 Ca % 0.01	AuME-ST43 Cd ppm 0.001	AuME-ST43 Ce ppm 0.001	AuME-ST43 Co ppm 0.001	AuME-ST43 Cr ppm 0.01
957881		0.40	4.9	0.0004	0.178	2.32	5.27	<2	212	0.689	0.1210	0.10	0.225	46.9	11.55	43.9
957882		0.29	4.8	0.0002	0.169	1.64	5.26	<2	178.5	0.330	0.1250	0.04	0.338	36.0	6.11	22.4
957883		0.39	4.7	0.0002	0.116	1.96	4.95	<2	95.1	0.390	0.1065	0.02	0.191	36.8	5.01	27.4
957884		0.39	5.0	0.0001	0.235	2.87	14.10	2	102.0	0.542	0.0911	0.05	0.483	25.6	10.95	48.9
957885		0.45	5.0	0.0002	0.082	2.44	13.10	<2	170.0	0.593	0.1350	0.06	0.249	33.9	10.30	49.0
957886		0.51	4.9	0.0004	0.048	2.14	10.80	2	42.7	0.590	0.0899	0.03	0.231	32.5	12.35	40.6
957887		0.27	4.7	0.0001	0.149	1.77	7.85	<2	73.5	0.348	0.1060	0.24	0.161	19.70	6.53	38.2
957888		0.47	4.9	0.0001	0.052	2.61	6.78	<2	52.2	0.570	0.0974	0.09	0.176	29.3	8.35	49.3
957889		0.46	4.9	<0.0001	0.068	2.48	8.80	<2	47.0	0.514	0.0838	0.13	0.116	22.5	9.48	53.3
957890		0.32	4.7	0.0002	0.117	2.60	34.4	2	87.0	0.833	0.1200	0.28	0.100	29.9	15.95	91.7
957891		0.45	4.8	0.0003	0.093	2.64	8.97	<2	40.7	0.583	0.1030	0.02	0.130	28.9	10.10	44.6
957892		0.39	4.6	<0.0001	0.180	2.84	19.80	<2	43.4	0.784	0.246	0.02	0.295	28.8	6.46	44.1
957893		0.34	4.6	0.0001	0.194	2.29	32.8	2	52.7	0.958	0.1590	0.01	0.301	47.5	8.55	40.6
957894		0.39	4.9	0.0003	0.039	3.09	7.64	2	48.1	0.595	0.0627	0.10	0.272	19.05	18.65	69.7
957895		0.34	4.9	<0.0001	0.069	3.06	8.65	2	66.2	0.742	0.0803	0.07	0.232	24.3	16.75	68.3
957896		0.35	4.4	<0.0001	0.128	1.51	7.37	2	193.5	0.336	0.1690	0.16	0.563	30.3	2.99	26.0
957897		0.30	4.8	0.0007	0.096	2.71	13.80	2	47.7	0.680	0.1475	0.08	0.215	30.0	8.60	44.7
957898		0.37	4.8	0.0002	0.162	1.67	19.25	<2	44.7	0.527	0.1360	0.12	0.063	30.4	7.77	40.4
957899		0.47	4.9	0.0001	0.065	4.74	8.62	2	86.0	0.469	0.0545	0.25	0.163	17.20	18.90	93.6
957900		0.35	4.7	0.0002	0.064	3.43	19.25	2	57.2	0.942	0.1090	0.06	0.250	31.4	14.05	58.1
957901		0.39	4.9	0.0003	0.057	3.35	8.66	<2	60.8	0.546	0.1020	0.02	0.182	24.4	7.20	45.9
957902		0.35	4.7	<0.0001	0.127	4.07	17.60	3	60.4	0.679	0.1385	0.19	0.293	20.2	7.03	74.8
957903		0.40	4.3	0.0001	0.208	2.00	10.20	<2	49.0	0.265	0.1525	0.08	0.207	28.2	3.66	44.1
957904		0.33	4.5	0.0001	0.042	1.62	13.25	<2	63.5	0.365	0.1150	0.11	0.138	29.3	3.65	28.2
957905		0.39	5.2	0.0001	0.134	3.87	9.05	<2	56.5	0.678	0.0864	0.02	0.106	30.9	6.13	46.1
957906		0.38	4.3	0.0005	0.033	2.66	10.00	<2	34.4	0.293	0.1045	0.02	0.090	26.5	7.16	38.6
957907		0.45	5.3	0.0001	0.078	3.25	15.55	2	51.8	0.779	0.0861	0.07	0.296	26.6	12.60	48.2

Comments: Always send INVCC to Debra Chapman. RD 9/9/2022.2023 price list

***** See Appendix Page for comments regarding this certificate *****

ALS Canada Ltd.
2103 Dollarton Hwy
North Vancouver BC V7H 0A7
Phone: +1 604 984 0221 Fax: +1 604 984 0218
www.alsglobal.com/geochemistry

To: FANCAMP EXPLORATION LTÉE
340, AVE VICTORIA
WESTMOUNT QC H3Z 2M8

Finalized Date: 6-JUL-2024
Account: FANCAM

Project: Riley Brook

CERTIFICATE OF ANALYSIS SD24157894

Sample Description	Method	AuME-ST43	AuME-ST43	AuME-ST43	AuME-ST43	AuME-ST43	AuME-ST43	AuME-ST43	AuME-ST43	AuME-ST43	AuME-ST43	AuME-ST43	AuME-ST43	AuME-ST43	AuME-ST43	AuME-ST43
	Analyte	Cs	Cu	Fe	Ga	Ge	Hf	Hg	In	K	La	Li	Mg	Mn	Mo	Na
	Units	ppm	ppm	%	ppm	ppm	ppm	ppm	ppm	%	ppm	ppm	%	ppm	ppm	%
	LOD	0.001	0.01	0.001	0.004	0.005	0.002	0.002	0.005	0.01	0.002	0.1	0.01	0.1	0.002	0.001
957881		1.480	14.20	3.34	7.28	0.065	0.096	0.059	0.022	0.07	22.6	39.3	0.82	630	0.201	0.001
957882		1.655	9.92	2.33	6.10	0.049	0.050	0.064	0.020	0.05	17.15	15.1	0.21	910	0.210	0.001
957883		1.650	9.09	2.54	6.45	0.048	0.060	0.077	0.025	0.03	17.90	22.3	0.25	432	0.265	0.001
957884		1.235	17.35	4.14	7.36	0.043	0.063	0.100	0.036	0.03	10.90	29.8	0.53	411	0.332	0.002
957885		1.330	17.55	4.22	9.06	0.051	0.019	0.071	0.030	0.03	14.40	27.4	0.54	297	0.250	0.001
957886		1.495	20.4	2.69	4.24	0.037	0.126	0.059	0.022	0.03	13.35	19.2	0.65	231	0.289	0.002
957887		0.740	11.05	3.30	6.44	0.031	0.037	0.064	0.027	0.03	8.80	25.3	0.40	182.0	0.424	0.004
957888		1.120	10.95	3.15	6.95	0.041	0.142	0.086	0.025	0.02	13.20	27.2	0.48	317	0.301	0.002
957889		1.025	10.45	3.70	6.71	0.033	0.064	0.052	0.028	0.02	9.68	28.7	0.53	140.5	0.362	0.003
957890		6.73	18.55	5.55	8.29	0.041	0.013	0.086	0.038	0.03	7.95	37.7	1.03	544	0.358	0.003
957891		1.130	16.55	2.96	5.16	0.035	0.159	0.086	0.021	0.03	12.45	21.8	0.61	191.0	0.242	0.002
957892		2.35	13.30	4.31	7.53	0.047	0.113	0.190	0.034	0.04	12.70	26.1	0.21	263	0.317	<0.001
957893		3.35	24.6	4.09	4.79	0.052	0.139	0.085	0.029	0.03	16.30	24.9	0.30	438	0.394	<0.001
957894		2.92	23.5	4.41	8.34	0.037	0.054	0.074	0.039	0.02	7.34	27.4	1.01	283	0.319	0.003
957895		2.70	23.3	4.92	9.44	0.045	0.043	0.063	0.041	0.02	9.13	29.7	0.85	376	0.256	0.002
957896		1.525	7.58	2.91	7.59	0.037	0.020	0.082	0.018	0.05	13.85	22.6	0.15	338	0.227	0.002
957897		1.595	12.45	3.89	6.92	0.048	0.163	0.078	0.028	0.04	12.60	20.1	0.43	196.5	0.342	0.001
957898		2.09	11.90	3.19	5.34	0.033	0.037	0.066	0.021	0.03	10.45	21.7	0.45	225	0.395	0.001
957899		2.23	12.90	3.35	6.75	0.030	0.433	0.092	0.033	0.02	6.72	33.1	1.27	235	0.193	0.002
957900		1.930	23.3	4.14	6.24	0.040	0.249	0.084	0.035	0.03	11.30	32.0	0.77	276	0.351	0.001
957901		0.977	8.76	3.94	6.73	0.037	0.143	0.110	0.033	0.03	11.15	35.8	0.46	167.5	0.408	0.001
957902		0.865	10.05	7.00	15.20	0.065	0.105	0.148	0.047	0.02	8.60	19.8	0.36	319	0.484	<0.001
957903		0.674	7.12	4.08	12.70	0.042	0.103	0.121	0.024	0.03	12.85	9.5	0.22	171.5	0.232	0.003
957904		0.665	7.15	3.58	6.52	0.037	0.059	0.049	0.023	0.04	13.40	22.1	0.19	132.0	0.227	0.003
957905		0.976	8.04	2.87	6.04	0.040	0.109	0.099	0.028	0.03	14.70	37.0	0.33	148.0	0.274	0.002
957906		0.701	6.82	2.77	6.61	0.033	0.099	0.130	0.025	0.03	12.40	34.5	0.61	176.0	0.677	0.003
957907		2.81	15.55	4.12	5.22	0.042	0.162	0.073	0.049	0.03	10.95	27.1	0.50	202	0.302	0.002

Comments: Always send INVCC to Debra Chapman. RD 9/9/2022.2023 price list

***** See Appendix Page for comments regarding this certificate *****

ALS Canada Ltd.
2103 Dollarton Hwy
North Vancouver BC V7H 0A7
Phone: +1 604 984 0221 Fax: +1 604 984 0218
www.alsglobal.com/geochemistry

To: FANCAMP EXPLORATION LTÉE
340, AVE VICTORIA
WESTMOUNT QC H3Z 2M8

Finalized Date: 6-JUL-2024
Account: FANCAM

Project: Riley Brook

CERTIFICATE OF ANALYSIS SD24157894

Sample Description	Method	AuME-ST43	AuME-ST43	AuME-ST43	AuME-ST43	AuME-ST43	AuME-ST43	AuME-ST43	AuME-ST43	AuME-ST43	AuME-ST43	AuME-ST43	AuME-ST43	AuME-ST43	AuME-ST43	AuME-ST43
	Analyte	Nb	Ni	P	Pb	Pd	Pt	Rb	Re	S	Sb	Sc	Se	Sn	Sr	Ta
	Units	ppm	ppm	%	ppm	ppm	ppm	ppm	ppm	%	ppm	ppm	ppm	ppm	ppm	ppm
	LOD	0.002	0.02	0.0005	0.005	0.001	0.001	0.005	0.0002	0.002	0.002	0.005	0.002	0.01	0.01	0.005
957881		0.151	45.9	0.0949	5.61	0.002	0.001	12.90	0.0005	0.025	0.082	2.88	0.280	0.45	5.12	<0.005
957882		0.237	12.05	0.0863	11.45	0.003	0.002	14.95	0.0002	0.023	0.168	2.01	0.347	0.65	3.62	<0.005
957883		0.219	14.85	0.0705	7.14	0.001	0.001	10.25	0.0003	0.018	0.132	2.28	0.341	0.55	2.91	<0.005
957884		0.619	36.7	0.0964	8.82	<0.001	<0.001	8.94	0.0005	0.027	0.288	3.07	0.392	0.48	6.06	<0.005
957885		0.782	29.0	0.0975	12.15	<0.001	<0.001	10.40	<0.0002	0.016	0.267	4.52	0.237	0.67	5.61	<0.005
957886		0.378	48.8	0.0314	11.65	<0.001	<0.001	6.29	<0.0002	0.007	0.246	2.80	0.209	0.27	2.78	<0.005
957887		0.885	23.0	0.0635	10.20	<0.001	<0.001	6.59	<0.0002	0.036	0.160	1.695	0.254	0.51	8.08	<0.005
957888		0.681	25.0	0.0618	5.59	<0.001	<0.001	7.82	0.0002	0.017	0.140	3.23	0.268	0.55	4.31	<0.005
957889		0.849	30.4	0.0454	7.93	<0.001	<0.001	6.42	0.0002	0.017	0.148	3.00	0.174	0.44	6.50	<0.005
957890		1.105	49.7	0.1170	12.35	<0.001	<0.001	8.75	<0.0002	0.033	0.259	2.79	0.259	0.55	7.71	<0.005
957891		0.420	40.6	0.0444	8.81	<0.001	<0.001	10.25	<0.0002	0.017	0.214	2.79	0.314	0.33	2.21	<0.005
957892		0.385	18.45	0.1190	12.15	<0.001	<0.001	18.65	<0.0002	0.022	0.878	2.51	0.726	0.65	2.28	<0.005
957893		0.284	35.0	0.0562	16.20	<0.001	<0.001	13.85	<0.0002	0.010	1.650	4.58	0.462	0.37	1.92	<0.005
957894		0.950	39.9	0.0438	4.47	<0.001	<0.001	4.69	0.0002	0.014	0.276	7.08	0.246	0.70	5.56	<0.005
957895		0.620	44.3	0.0904	6.34	<0.001	<0.001	7.06	<0.0002	0.016	0.503	6.78	0.273	0.71	4.21	<0.005
957896		0.436	9.40	0.1230	12.35	<0.001	<0.001	25.1	0.0002	0.021	0.333	1.670	0.270	0.95	11.05	<0.005
957897		0.639	31.3	0.1025	12.50	<0.001	<0.001	10.30	0.0005	0.023	0.256	3.00	0.474	0.50	3.39	<0.005
957898		0.532	28.6	0.0539	11.25	<0.001	<0.001	8.37	<0.0002	0.022	0.250	1.630	0.232	0.41	4.92	<0.005
957899		1.515	74.0	0.0466	4.65	<0.001	<0.001	5.05	<0.0002	0.027	0.138	3.66	0.344	0.43	4.63	<0.005
957900		0.651	49.4	0.0737	14.55	<0.001	<0.001	9.76	<0.0002	0.022	0.314	4.84	0.347	0.43	3.95	<0.005
957901		0.610	32.0	0.0628	7.67	<0.001	<0.001	7.88	0.0002	0.026	0.152	3.07	0.427	0.48	2.48	<0.005
957902		2.60	17.35	0.1805	9.89	<0.001	<0.001	4.26	0.0006	0.037	0.228	5.48	0.712	1.13	4.68	<0.005
957903		1.345	9.73	0.1355	9.77	<0.001	<0.001	6.18	<0.0002	0.026	0.141	2.60	0.431	0.93	3.53	<0.005
957904		0.431	12.90	0.0703	14.40	<0.001	<0.001	7.13	<0.0002	0.020	0.176	1.665	0.263	0.53	5.21	<0.005
957905		0.333	31.1	0.0787	5.93	<0.001	<0.001	9.68	<0.0002	0.034	0.127	2.79	0.402	0.41	1.89	<0.005
957906		0.216	34.4	0.0383	12.35	<0.001	<0.001	7.27	<0.0002	0.019	0.095	2.37	0.299	0.43	1.85	<0.005
957907		0.275	42.6	0.0686	14.30	<0.001	<0.001	9.09	0.0002	0.015	0.275	5.94	0.332	0.44	3.17	<0.005

Comments: Always send INVCC to Debra Chapman. RD 9/9/2022.2023 price list

***** See Appendix Page for comments regarding this certificate *****

ALS Canada Ltd.
2103 Dollarton Hwy
North Vancouver BC V7H 0A7
Phone: +1 604 984 0221 Fax: +1 604 984 0218
www.alsglobal.com/geochemistry

To: FANCAMP EXPLORATION LTÉE
340, AVE VICTORIA
WESTMOUNT QC H3Z 2M8

Finalized Date: 6-JUL-2024
Account: FANCAM

Project: Riley Brook

CERTIFICATE OF ANALYSIS SD24157894

Sample Description	Method	AuME-ST43	AuME-ST43	AuME-ST43	AuME-ST43	AuME-ST43	AuME-ST43	AuME-ST43	AuME-ST43	AuME-ST43	AuME-ST43
	Analyte	Te	Th	Ti	Tl	U	V	W	Y	Zn	Zr
	Units	ppm	ppm	%	ppm	ppm	ppm	ppm	ppm	ppm	ppm
	LOD	0.001	0.0005	0.0001	0.0005	0.0005	0.05	0.001	0.001	0.1	0.01
957881		0.013	2.60	0.0013	0.0849	0.535	29.4	0.019	5.21	100.0	2.50
957882		0.022	1.385	0.0085	0.1365	0.255	36.2	0.034	2.42	55.9	0.99
957883		0.014	1.815	0.0041	0.1430	0.275	37.3	0.017	2.54	61.5	1.46
957884		0.012	0.825	0.0196	0.1010	0.295	64.5	0.021	4.36	116.0	2.06
957885		0.012	1.275	0.0745	0.1040	0.386	75.5	0.009	7.57	81.5	1.34
957886		0.014	2.61	0.0104	0.0726	0.371	33.2	0.025	3.50	85.9	4.21
957887		0.015	0.691	0.0109	0.0754	0.292	41.8	0.026	2.12	60.5	1.42
957888		0.014	1.835	0.0086	0.0942	0.389	45.5	0.036	3.57	67.0	4.54
957889		0.011	1.675	0.0160	0.0772	0.338	50.9	0.032	2.69	58.0	2.89
957890		0.013	0.589	0.0641	0.0611	0.611	65.5	0.047	3.87	73.5	1.11
957891		0.015	3.45	0.0076	0.0742	0.437	30.3	0.039	3.33	48.5	5.54
957892		0.023	4.51	0.0124	0.207	0.702	40.9	0.059	3.25	57.3	3.75
957893		0.018	4.62	0.0045	0.1665	0.743	37.6	0.106	5.85	103.5	5.02
957894		0.010	1.155	0.1285	0.0602	0.326	103.0	0.022	5.23	85.4	3.07
957895		0.010	1.125	0.0463	0.0867	0.348	98.3	0.027	5.15	92.0	1.56
957896		0.022	0.657	0.0192	0.1110	0.308	47.0	0.018	2.33	87.0	0.59
957897		0.015	3.09	0.0147	0.0922	0.456	41.5	0.047	3.30	57.5	5.20
957898		0.017	0.904	0.0091	0.0677	0.470	34.3	0.031	3.03	38.0	1.10
957899		0.009	1.915	0.0930	0.0751	0.374	44.7	0.046	3.71	63.4	18.55
957900		0.019	2.75	0.0136	0.0929	0.444	54.6	0.041	3.75	79.0	7.71
957901		0.018	3.02	0.0054	0.1035	0.376	37.3	0.040	2.26	79.0	4.96
957902		0.023	1.290	0.397	0.0963	0.500	156.0	0.056	5.65	62.1	5.75
957903		0.018	1.535	0.0370	0.0897	0.347	75.6	0.034	2.52	34.7	3.84
957904		0.020	2.07	0.0029	0.0730	0.283	35.7	0.029	2.38	56.0	2.13
957905		0.013	3.50	0.0016	0.0873	0.345	27.4	0.038	2.83	105.5	3.53
957906		0.010	2.32	0.0015	0.1145	0.343	31.1	0.037	2.01	54.6	2.89
957907		0.014	2.94	0.0029	0.0923	0.381	53.4	0.053	4.98	101.5	5.36

Comments: Always send INVCC to Debra Chapman. RD 9/9/2022.2023 price list

***** See Appendix Page for comments regarding this certificate *****

ALS Canada Ltd.
2103 Dollarton Hwy
North Vancouver BC V7H 0A7
Phone: +1 604 984 0221 Fax: +1 604 984 0218
www.alsglobal.com/geochemistry

To: FANCAMP EXPLORATION LTÉE
340, AVE VICTORIA
WESTMOUNT QC H3Z 2M8

Finalized Date: 6-JUL-2024
Account: FANCAM

Project: Riley Brook

CERTIFICATE OF ANALYSIS SD24157894

CERTIFICATE COMMENTS

ANALYTICAL COMMENTS

NSS is non-sufficient sample.
Applies to Method: ALL METHODS

LABORATORY ADDRESSES

Processed at ALS Sudbury located at 1351-B Kelly Lake Road, Unit #1, Sudbury, ON, Canada.
Applies to Method: LOG-22 SCR-41 WEI-21

Processed at ALS Vancouver located at 2103 Dollarton Hwy, North Vancouver, BC, Canada.
Applies to Method: AuME-ST43 OA-ELE07

ALS Canada Ltd.
2103 Dollarton Hwy
North Vancouver BC V7H 0A7
Phone: +1 604 984 0221 Fax: +1 604 984 0218
www.alsglobal.com/geochemistry

To: FANCAMP EXPLORATION LTÉE
340, AVE VICTORIA
WESTMOUNT QC H3Z 2M8

Finalized Date: 5-JUL-2024
Account: FANCAM

CERTIFICATE SD24157901

Project: Riley Brook

This report is for 36 samples of Soil submitted to our lab in Sudbury, ON, Canada on 13-JUN-2024.

The following have access to data associated with this certificate:

FRANCOIS AUCLAIR	CHRISTOPHER GRONDIN	

SAMPLE PREPARATION

ALS CODE	DESCRIPTION
WEI-21	Received Sample Weight
LOG-22	Sample login - Rcd w/o BarCode
SCR-41	Screen to -180um and save both

ANALYTICAL PROCEDURES

ALS CODE	DESCRIPTION	INSTRUMENT
AuME-ST43	25g Super Trace Au + Multi Element PKG	
OA-ELE07	Paste pH	

This is the Final Report and supersedes any preliminary report with this certificate number.Results apply to samples as submitted.All pages of this report have been checked and approved for release.
***** See Appendix Page for comments regarding this certificate *****
Comments: Always send INVCC to Debra Chapman. RD 9/9/2022.2023 price list

Signature:
Saa Traxler, Director, North Vancouver Operations

ALS Canada Ltd.
2103 Dollarton Hwy
North Vancouver BC V7H 0A7
Phone: +1 604 984 0221 Fax: +1 604 984 0218
www.alsglobal.com/geochemistry

To: FANCAMP EXPLORATION LTÉE
340, AVE VICTORIA
WESTMOUNT QC H3Z 2M8

Finalized Date: 5-JUL-2024
Account: FANCAM

CERTIFICATE SD24157901

Project: Riley Brook

This report is for 36 samples of Soil submitted to our lab in Sudbury, ON, Canada on 13-JUN-2024.

The following have access to data associated with this certificate:

FRANCOIS AUCLAIR	CHRISTOPHER GRONDIN	

SAMPLE PREPARATION

ALS CODE	DESCRIPTION
WEI-21	Received Sample Weight
LOG-22	Sample login - Rcd w/o BarCode
SCR-41	Screen to -180um and save both

ANALYTICAL PROCEDURES

ALS CODE	DESCRIPTION	INSTRUMENT
AuME-ST43	25g Super Trace Au + Multi Element PKG	
OA-ELE07	Paste pH	

This is the Final Report and supersedes any preliminary report with this certificate number.Results apply to samples as submitted.All pages of this report have been checked and approved for release.
***** See Appendix Page for comments regarding this certificate *****
Comments: Always send INVCC to Debra Chapman. RD 9/9/2022.2023 price list

Signature:
Saa Traxler, Director, North Vancouver Operations

ALS Canada Ltd.
2103 Dollarton Hwy
North Vancouver BC V7H 0A7
Phone: +1 604 984 0221 Fax: +1 604 984 0218
www.alsglobal.com/geochemistry

To: FANCAMP EXPLORATION LTÉE
340, AVE VICTORIA
WESTMOUNT QC H3Z 2M8

Project: Riley Brook

CERTIFICATE OF ANALYSIS SD24157901

Sample Description	Method	WEI-21	OA-ELE07	AuME-ST43	AuME-ST43	AuME-ST43	AuME-ST43	AuME-ST43	AuME-ST43	AuME-ST43	AuME-ST43	AuME-ST43	AuME-ST43	AuME-ST43	AuME-ST43	AuME-ST43
	Analyte	Recvd Wt.	pH	Au	Ag	Al	As	B	Ba	Be	Bi	Ca	Cd	Ce	Co	Cr
	Units	kg	Unity	ppm	ppm	%	ppm	ppm	ppm	ppm	ppm	%	ppm	ppm	ppm	ppm
	LOD	0.02	0.1	0.0001	0.001	0.01	0.01	2	0.05	0.005	0.0005	0.01	0.001	0.001	0.001	0.01
957909		0.32	5.0	0.0001	0.061	2.88	8.08	2	83.1	0.391	0.0832	0.17	0.489	17.70	12.10	59.9
957910		0.35	4.8	0.0002	0.374	2.17	20.9	3	197.0	0.434	0.1815	0.40	0.236	31.4	7.31	54.5
957911		0.37	6.1	0.0001	0.313	2.96	51.2	3	320	1.945	0.1920	0.54	0.452	71.5	17.80	90.8
957912		0.46	4.6	NSS	NSS	NSS	NSS	NSS	NSS	NSS	NSS	NSS	NSS	NSS	NSS	NSS
957913		0.39	5.1	<0.0001	0.081	3.15	21.6	3	84.3	0.827	0.0887	0.12	0.147	32.0	13.60	65.3
957914		0.38	4.9	0.0006	0.135	3.04	15.20	2	98.5	0.656	0.0854	0.14	0.169	25.8	11.10	50.1
957915		0.37	4.9	0.0001	0.155	3.03	15.30	2	107.5	0.620	0.0878	0.14	0.179	25.5	10.70	49.3
957916		0.45	4.8	0.0001	0.269	2.54	14.40	2	54.4	0.789	0.0903	0.11	0.224	27.7	8.92	63.4
957917		0.40	4.6	0.0002	0.111	1.82	27.4	2	148.5	0.360	0.1395	0.14	0.299	25.9	6.59	49.4
957918		0.37	4.9	0.0001	0.237	3.92	24.2	3	99.8	0.686	0.0641	0.10	0.417	19.05	16.20	80.0
957919		0.45	4.7	0.0004	0.300	2.16	22.2	2	97.2	0.758	0.1665	0.05	0.333	34.1	14.85	32.0
957920		0.49	4.8	0.0002	0.067	2.05	6.80	<2	105.5	0.612	0.0821	0.02	0.181	31.4	7.11	32.3
957921		0.39	4.8	0.0001	0.121	2.59	10.25	<2	78.9	0.528	0.1030	0.02	0.242	28.4	6.81	38.1
957922		0.44	4.9	0.0007	0.267	2.23	13.75	2	167.5	1.185	0.1655	0.12	0.364	33.2	12.60	40.9
957923		0.44	5.1	0.0002	0.082	2.92	13.20	3	79.3	0.531	0.1075	0.11	0.203	16.95	12.95	51.3
957924		0.53	NSS	NSS	NSS	NSS	NSS	NSS	NSS	NSS	NSS	NSS	NSS	NSS	NSS	NSS
957925		0.38	5.1	<0.0001	0.150	2.91	15.55	2	85.9	0.666	0.0865	0.12	0.370	24.2	15.80	63.5
957926		0.37	4.7	0.0001	0.176	2.41	12.50	2	74.4	0.423	0.0902	0.06	0.223	18.25	6.94	43.1
957927		0.41	5.0	0.0002	0.082	4.06	16.15	2	76.9	0.737	0.1180	0.09	0.304	18.85	9.33	58.0
957928		0.38	5.2	0.0001	0.072	4.18	14.50	2	95.7	0.663	0.0995	0.14	0.195	23.4	13.75	75.4
957929		0.44	4.1	0.0002	0.219	1.92	14.85	<2	44.2	0.379	0.1260	0.07	0.131	21.5	5.84	37.8
957930		0.33	4.9	0.0003	0.241	3.60	15.40	2	47.6	0.739	0.1135	0.06	0.193	18.10	10.80	48.1
957931		0.42	4.5	0.0003	0.270	2.41	13.40	<2	61.6	0.510	0.1705	0.04	0.596	23.3	4.13	39.7
957932		0.34	4.8	0.0008	0.118	3.96	9.53	<2	63.5	0.796	0.1525	0.03	0.358	19.55	7.77	50.7
957933		0.39	4.9	0.0002	0.043	3.79	8.24	<2	94.8	0.718	0.0576	0.07	0.257	19.05	19.25	56.7
957951		0.41	4.8	0.0002	0.072	3.25	14.75	<2	52.9	0.697	0.1695	0.03	0.320	21.0	8.27	53.2
957952		0.58	4.5	0.0004	0.537	3.15	40.4	2	54.9	0.842	0.233	0.02	0.655	33.5	9.49	72.6
957953		0.52	4.8	0.0003	0.229	3.12	23.4	2	53.0	0.673	0.1915	0.04	0.233	30.7	5.96	60.4
957954		0.35	4.8	0.0010	0.144	3.20	8.12	<2	69.7	0.715	0.0845	0.07	0.473	19.45	11.35	54.0
957955		0.35	4.4	0.0004	0.185	3.51	17.20	2	86.4	1.055	0.365	0.03	0.834	19.35	4.03	66.6
958094		0.47	4.8	0.0005	0.045	3.16	6.42	2	60.7	0.675	0.0894	0.05	0.224	20.7	13.95	59.9
958095		0.49	4.9	0.0002	0.102	5.84	8.34	2	82.4	0.819	0.0949	0.12	0.273	12.75	11.90	96.8
958096		0.45	4.6	0.0004	0.059	4.02	6.43	<2	57.9	0.843	0.1415	0.02	0.142	26.2	10.75	55.4
958097		0.42	4.5	0.0004	0.119	3.63	10.85	2	49.1	0.871	0.236	0.03	0.224	26.0	4.41	63.2
958098		0.31	4.3	<0.0001	0.127	2.65	10.35	2	61.7	0.649	0.1890	0.11	0.117	22.0	4.89	53.7
958099		0.55	5.4	<0.0001	0.096	2.70	19.20	2	96.8	1.075	0.222	0.59	0.327	32.3	10.20	56.2

Comments: Always send INVCC to Debra Chapman. RD 9/9/2022.2023 price list

***** See Appendix Page for comments regarding this certificate *****

ALS Canada Ltd.
2103 Dollarton Hwy
North Vancouver BC V7H 0A7
Phone: +1 604 984 0221 Fax: +1 604 984 0218
www.alsglobal.com/geochemistry

To: FANCAMP EXPLORATION LTÉE
340, AVE VICTORIA
WESTMOUNT QC H3Z 2M8

Project: Riley Brook

CERTIFICATE OF ANALYSIS SD24157901

Sample Description	Method	AuME-ST43	AuME-ST43	AuME-ST43	AuME-ST43	AuME-ST43	AuME-ST43	AuME-ST43	AuME-ST43	AuME-ST43	AuME-ST43	AuME-ST43	AuME-ST43	AuME-ST43	AuME-ST43	AuME-ST43
	Analyte	Cs	Cu	Fe	Ga	Ge	Hf	Hg	In	K	La	Li	Mg	Mn	Mo	Na
	Units	ppm	ppm	%	ppm	ppm	ppm	ppm	ppm	%	ppm	ppm	%	ppm	ppm	%
	LOD	0.001	0.01	0.001	0.004	0.005	0.002	0.002	0.005	0.01	0.002	0.1	0.01	0.1	0.002	0.001
957909		3.36	11.35	4.25	10.80	0.035	0.152	0.061	0.038	0.03	7.74	49.5	0.66	221	0.249	0.003
957910		3.07	13.80	6.14	12.60	0.068	0.025	0.142	0.032	0.05	14.60	21.4	0.34	326	0.574	<0.001
957911		10.60	27.2	4.20	6.30	0.195	0.191	0.144	0.040	0.08	58.6	45.7	0.84	1040	0.856	<0.001
957912		NSS	NSS	NSS	NSS	NSS	NSS	NSS	NSS	NSS	NSS	NSS	NSS	NSS	NSS	NSS
957913		1.850	25.7	4.51	6.82	0.042	0.067	0.098	0.040	0.02	8.80	34.8	0.75	342	0.439	0.002
957914		1.830	14.40	3.76	6.16	0.039	0.031	0.098	0.039	0.03	9.78	31.6	0.62	215	0.424	0.002
957915		1.570	13.90	3.85	6.58	0.039	0.061	0.082	0.038	0.03	9.93	35.0	0.61	209	0.397	0.003
957916		3.13	16.35	4.48	8.26	0.044	0.020	0.091	0.042	0.03	9.25	34.1	0.52	286	0.331	0.003
957917		1.865	14.60	4.74	9.83	0.049	0.028	0.111	0.032	0.05	10.10	18.2	0.33	584	0.369	<0.001
957918		3.64	32.4	6.92	8.08	0.046	0.189	0.111	0.069	0.03	5.18	44.6	0.63	350	0.600	0.002
957919		3.82	28.0	4.28	5.29	0.046	0.106	0.107	0.034	0.05	15.35	32.7	0.32	574	0.376	0.001
957920		2.40	11.85	2.46	5.04	0.040	0.087	0.074	0.021	0.04	14.35	25.5	0.44	224	0.173	0.002
957921		1.870	8.06	3.09	6.83	0.051	0.097	0.097	0.028	0.04	13.10	35.3	0.41	203	0.175	0.002
957922		2.96	20.9	3.98	6.37	0.051	0.148	0.113	0.035	0.05	11.85	33.1	0.52	1255	0.223	0.001
957923		2.13	19.40	3.93	7.19	0.035	0.082	0.095	0.042	0.03	6.51	34.3	0.73	248	0.335	0.003
957924		NSS	NSS	NSS	NSS	NSS	NSS	NSS	NSS	NSS	NSS	NSS	NSS	NSS	NSS	NSS
957925		2.78	25.7	4.42	8.81	0.054	0.021	0.081	0.038	0.03	7.62	34.0	0.87	333	0.424	0.002
957926		1.355	11.95	3.94	9.74	0.040	0.060	0.110	0.042	0.02	8.06	33.9	0.34	210	0.312	0.003
957927		1.250	13.60	5.54	10.75	0.051	0.241	0.130	0.057	0.03	7.68	45.3	0.36	185.5	0.447	0.004
957928		1.800	17.15	3.97	9.24	0.047	0.199	0.096	0.039	0.02	8.77	38.1	0.90	252	0.332	0.004
957929		1.730	10.95	3.51	7.96	0.043	0.072	0.083	0.022	0.03	10.05	30.0	0.31	156.0	0.253	0.003
957930		1.155	11.45	3.61	5.62	0.038	0.227	0.108	0.037	0.03	7.05	30.3	0.50	199.5	0.383	0.002
957931		0.710	7.81	3.88	9.31	0.046	0.100	0.133	0.031	0.03	10.45	20.6	0.21	160.0	0.372	0.003
957932		1.385	10.25	4.51	9.32	0.048	0.233	0.167	0.035	0.03	8.89	38.9	0.39	404	0.296	0.003
957933		5.80	27.9	4.21	10.30	0.036	0.143	0.048	0.040	0.03	4.44	29.3	1.23	338	0.245	0.003
957951		1.165	12.40	3.82	8.22	0.045	0.167	0.115	0.034	0.03	9.16	36.1	0.49	229	0.306	0.002
957952		1.780	17.15	6.87	11.55	0.072	0.178	0.182	0.045	0.05	15.15	27.5	0.31	671	0.315	<0.001
957953		1.145	9.48	5.36	10.25	0.066	0.171	0.148	0.035	0.04	12.35	19.0	0.20	532	0.328	0.001
957954		2.10	12.90	4.25	9.58	0.043	0.141	0.101	0.050	0.02	8.00	30.3	0.48	257	0.356	0.003
957955		2.02	12.95	6.82	15.05	0.071	0.146	0.178	0.051	0.05	9.34	26.1	0.20	225	0.357	<0.001
958094		1.290	17.05	3.53	7.16	0.039	0.187	0.081	0.030	0.03	8.77	31.8	0.87	240	0.227	0.002
958095		1.020	14.60	6.41	10.60	0.052	0.324	0.176	0.056	0.03	5.35	38.5	0.51	216	0.287	0.004
958096		1.440	12.20	3.96	7.54	0.052	0.180	0.106	0.032	0.04	12.05	32.3	0.48	364	0.215	0.002
958097		1.390	10.80	6.10	12.05	0.065	0.216	0.237	0.050	0.04	12.20	23.5	0.21	164.5	0.345	0.002
958098		1.190	10.45	7.28	10.65	0.054	0.125	0.071	0.035	0.04	9.69	33.6	0.27	138.5	0.632	0.006
958099		1.745	13.50	5.52	12.75	0.090	0.084	0.090	0.054	0.07	15.10	38.4	0.48	275	0.873	<0.001

Comments: Always send INVCC to Debra Chapman. RD 9/9/2022.2023 price list

***** See Appendix Page for comments regarding this certificate *****

ALS Canada Ltd.
2103 Dollarton Hwy
North Vancouver BC V7H 0A7
Phone: +1 604 984 0221 Fax: +1 604 984 0218
www.alsglobal.com/geochemistry

To: FANCAMP EXPLORATION LTÉE
340, AVE VICTORIA
WESTMOUNT QC H3Z 2M8

Finalized Date: 5-JUL-2024
Account: FANCAM

Project: Riley Brook

CERTIFICATE OF ANALYSIS SD24157901

Sample Description	Method	AuME-ST43	AuME-ST43	AuME-ST43	AuME-ST43	AuME-ST43	AuME-ST43	AuME-ST43	AuME-ST43	AuME-ST43	AuME-ST43	AuME-ST43	AuME-ST43	AuME-ST43	AuME-ST43	AuME-ST43
	Analyte	Nb	Ni	P	Pb	Pd	Pt	Rb	Re	S	Sb	Sc	Se	Sn	Sr	Ta
	Units	ppm	ppm	%	ppm	ppm	ppm	ppm	ppm	%	ppm	ppm	ppm	ppm	ppm	ppm
	LOD	0.002	0.02	0.0005	0.005	0.001	0.001	0.005	0.0002	0.002	0.002	0.005	0.002	0.01	0.01	0.005
957909		1.460	26.0	0.0645	8.40	<0.001	<0.001	8.38	<0.0002	0.013	0.178	4.09	0.176	0.81	8.28	<0.005
957910		2.06	16.05	0.1180	10.15	<0.001	<0.001	14.65	<0.0002	0.022	0.280	4.29	0.503	1.24	13.90	<0.005
957911		0.230	57.9	0.1695	27.8	<0.001	<0.001	19.65	<0.0002	0.027	0.307	12.05	0.662	0.42	17.20	0.005
957912		NSS	NSS	NSS	NSS	NSS	NSS	NSS	NSS	NSS	NSS	NSS	NSS	NSS	NSS	NSS
957913		1.140	41.5	0.0687	6.46	<0.001	<0.001	6.71	<0.0002	0.026	0.248	5.00	0.341	0.53	10.30	<0.005
957914		0.942	34.2	0.0522	7.41	<0.001	<0.001	8.75	<0.0002	0.023	0.198	3.22	0.351	0.47	9.80	<0.005
957915		1.165	32.3	0.0543	7.32	<0.001	<0.001	7.80	<0.0002	0.033	0.194	3.08	0.352	0.52	10.00	<0.005
957916		1.115	18.95	0.0831	17.45	<0.001	<0.001	7.99	0.0004	0.032	0.246	4.35	0.308	0.64	5.64	<0.005
957917		1.140	15.65	0.1795	10.40	<0.001	<0.001	10.10	<0.0002	0.027	0.250	4.04	0.362	0.97	11.85	<0.005
957918		0.825	46.2	0.1785	12.00	<0.001	<0.001	5.04	<0.0002	0.030	0.318	9.11	0.501	0.54	7.56	<0.005
957919		0.132	48.8	0.0729	31.5	<0.001	<0.001	11.65	<0.0002	0.019	0.308	3.68	0.372	0.49	3.29	<0.005
957920		0.204	30.0	0.0512	4.92	<0.001	<0.001	11.90	<0.0002	0.011	0.136	2.44	0.291	0.37	2.37	<0.005
957921		0.264	32.6	0.1095	10.30	<0.001	<0.001	9.89	0.0003	0.017	0.118	2.67	0.314	0.41	2.38	<0.005
957922		0.199	38.9	0.212	22.6	<0.001	<0.001	11.15	<0.0002	0.039	0.175	2.82	0.336	0.34	6.19	<0.005
957923		0.841	45.3	0.0558	8.02	<0.001	<0.001	9.77	<0.0002	0.023	0.209	3.86	0.303	0.49	10.65	<0.005
957924		NSS	NSS	NSS	NSS	NSS	NSS	NSS	NSS	NSS	NSS	NSS	NSS	NSS	NSS	NSS
957925		0.688	48.0	0.0509	13.55	<0.001	<0.001	9.36	0.0003	0.014	0.261	6.23	0.243	0.55	11.80	<0.005
957926		0.706	17.15	0.0691	7.27	<0.001	<0.001	6.81	<0.0002	0.014	0.285	5.08	0.254	0.74	5.01	<0.005
957927		1.685	23.6	0.1085	9.50	<0.001	<0.001	8.87	0.0003	0.044	0.250	5.55	0.440	0.79	6.99	<0.005
957928		1.255	57.0	0.0592	8.62	<0.001	<0.001	10.10	0.0002	0.029	0.255	5.17	0.301	0.58	8.56	<0.005
957929		0.588	18.90	0.0475	10.95	<0.001	<0.001	11.65	0.0002	0.024	0.191	2.54	0.253	0.51	3.78	<0.005
957930		0.767	42.3	0.0763	19.15	<0.001	<0.001	9.76	0.0004	0.033	0.272	3.03	0.468	0.34	3.55	<0.005
957931		0.511	15.25	0.0867	10.55	<0.001	<0.001	7.11	0.0002	0.032	0.274	2.28	0.464	0.66	2.74	<0.005
957932		0.776	30.9	0.1240	11.50	<0.001	<0.001	9.89	<0.0002	0.046	0.243	3.16	0.649	0.58	2.65	<0.005
957933		0.302	49.4	0.0527	3.87	<0.001	<0.001	5.78	<0.0002	0.009	0.673	7.80	0.209	0.63	4.33	<0.005
957951		0.595	36.8	0.0843	12.50	<0.001	<0.001	9.62	0.0006	0.033	0.276	3.42	0.462	0.48	2.60	<0.005
957952		0.408	21.6	0.1955	21.8	<0.001	<0.001	15.70	0.0002	0.042	1.355	3.62	0.778	0.76	2.15	<0.005
957953		0.341	16.75	0.1670	17.15	<0.001	<0.001	18.45	0.0002	0.043	0.844	2.57	0.708	0.53	3.07	<0.005
957954		1.060	29.9	0.0761	6.22	<0.001	<0.001	6.50	0.0002	0.027	0.506	5.80	0.378	0.72	5.46	<0.005
957955		0.565	14.35	0.1580	11.45	<0.001	<0.001	19.55	<0.0002	0.024	0.270	3.24	0.796	0.95	3.02	<0.005
958094		0.591	58.1	0.0531	6.28	<0.001	<0.001	11.50	<0.0002	0.014	0.217	3.82	0.283	0.36	5.95	<0.005
958095		0.880	39.9	0.1505	5.62	<0.001	<0.001	9.51	<0.0002	0.069	0.268	7.46	0.813	0.42	7.52	<0.005
958096		0.446	44.4	0.1590	9.32	<0.001	<0.001	10.60	<0.0002	0.034	0.145	3.59	0.544	0.51	2.24	<0.005
958097		1.150	15.65	0.1590	12.15	<0.001	<0.001	11.80	0.0002	0.056	0.220	3.62	0.903	0.85	3.21	<0.005
958098		1.275	18.85	0.1080	12.75	0.001	<0.001	9.60	0.0002	0.055	0.145	2.65	0.436	0.62	8.75	<0.005
958099		0.445	37.6	0.1965	9.77	<0.001	<0.001	24.4	0.0011	0.028	0.253	2.74	0.554	0.66	24.4	<0.005

Comments: Always send INVCC to Debra Chapman. RD 9/9/2022.2023 price list

***** See Appendix Page for comments regarding this certificate *****

ALS Canada Ltd.
2103 Dollarton Hwy
North Vancouver BC V7H 0A7
Phone: +1 604 984 0221 Fax: +1 604 984 0218
www.alsglobal.com/geochemistry

To: FANCAMP EXPLORATION LTÉE
340, AVE VICTORIA
WESTMOUNT QC H3Z 2M8

Finalized Date: 5-JUL-2024
Account: FANCAM

Project: Riley Brook

CERTIFICATE OF ANALYSIS SD24157901

Sample Description	Method Analyte Units LOD	AuME-ST43 Te ppm 0.001	AuME-ST43 Th ppm 0.0005	AuME-ST43 Ti % 0.0001	AuME-ST43 Tl ppm 0.0005	AuME-ST43 U ppm 0.0005	AuME-ST43 V ppm 0.05	AuME-ST43 W ppm 0.001	AuME-ST43 Y ppm 0.001	AuME-ST43 Zn ppm 0.1	AuME-ST43 Zr ppm 0.01
957909		0.010	1.585	0.0678	0.0866	0.285	78.2	0.023	2.74	81.6	6.87
957910		0.030	1.520	0.404	0.1050	0.507	152.0	0.045	5.04	37.7	2.66
957911		0.012	1.590	0.0291	0.1525	4.55	70.2	0.069	86.2	133.0	5.03
957912		NSS	NSS	NSS	NSS	NSS	NSS	NSS	NSS	NSS	NSS
957913		0.015	1.230	0.1180	0.0652	0.449	85.3	0.029	4.22	53.8	4.26
957914		0.012	0.780	0.0557	0.0995	0.436	56.5	0.065	4.17	54.9	1.30
957915		0.013	0.791	0.0423	0.0932	0.464	58.3	0.049	3.95	55.2	2.47
957916		0.012	0.429	0.0430	0.1035	0.356	87.3	0.044	6.15	79.8	0.82
957917		0.020	1.290	0.229	0.0688	0.350	112.0	0.021	3.37	53.1	2.04
957918		0.013	1.275	0.0280	0.0998	0.262	116.5	0.034	5.47	130.5	6.98
957919		0.032	2.96	0.0013	0.1180	0.354	36.2	0.030	3.49	128.5	3.34
957920		0.017	3.20	0.0019	0.0998	0.341	25.2	0.023	2.34	52.6	2.66
957921		0.011	3.50	0.0016	0.1245	0.289	31.7	0.024	2.81	101.0	2.84
957922		0.019	2.42	0.0019	0.0910	0.416	33.3	0.025	4.23	78.5	3.91
957923		0.014	1.430	0.0479	0.0911	0.284	64.8	0.017	3.10	70.1	3.35
957924		NSS	NSS	NSS	NSS	NSS	NSS	NSS	NSS	NSS	NSS
957925		0.010	1.170	0.0811	0.0860	0.325	82.1	0.012	5.76	116.5	1.64
957926		0.008	1.550	0.0292	0.1100	0.254	87.6	0.015	3.12	89.4	2.14
957927		0.016	1.690	0.0553	0.1055	0.372	94.1	0.036	4.63	68.3	8.80
957928		0.013	2.00	0.0686	0.1150	0.386	69.8	0.031	4.29	83.1	7.95
957929		0.018	2.04	0.0055	0.0963	0.287	45.2	0.035	2.29	51.7	3.21
957930		0.014	3.04	0.0082	0.0926	0.453	31.7	0.041	2.76	73.0	8.01
957931		0.021	2.64	0.0032	0.1340	0.348	46.7	0.030	2.76	82.1	3.52
957932		0.015	3.82	0.0064	0.1590	0.476	45.8	0.040	3.43	120.0	7.42
957933		0.005	1.250	0.0118	0.1415	0.213	90.4	0.015	3.48	89.9	4.02
957951		0.018	3.19	0.0050	0.1740	0.423	47.4	0.033	3.68	122.0	5.06
957952		0.031	3.99	0.0040	0.1925	0.464	61.9	0.056	3.51	86.6	4.56
957953		0.020	4.44	0.0028	0.1740	0.590	49.5	0.056	3.89	57.8	5.18
957954		0.008	1.590	0.0353	0.1410	0.355	78.7	0.026	4.30	153.0	4.35
957955		0.021	4.77	0.0086	0.227	0.769	77.5	0.084	3.85	114.0	4.05
958094		0.013	3.01	0.0177	0.0726	0.365	48.2	0.035	3.12	72.9	6.05
958095		0.014	2.19	0.0148	0.0994	0.310	78.3	0.035	4.80	65.5	10.45
958096		0.019	3.75	0.0026	0.0899	0.326	40.1	0.048	3.58	78.1	5.69
958097		0.025	3.76	0.0172	0.1195	0.690	57.7	0.067	5.29	51.2	7.56
958098		0.019	2.12	0.0154	0.1040	0.526	53.3	0.055	3.93	58.0	4.16
958099		0.037	2.02	0.0125	0.1235	0.529	46.4	0.064	5.23	73.4	2.71

Comments: Always send INVCC to Debra Chapman. RD 9/9/2022.2023 price list

***** See Appendix Page for comments regarding this certificate *****

ALS Canada Ltd.
2103 Dollarton Hwy
North Vancouver BC V7H 0A7
Phone: +1 604 984 0221 Fax: +1 604 984 0218
www.alsglobal.com/geochemistry

To: FANCAMP EXPLORATION LTÉE
340, AVE VICTORIA
WESTMOUNT QC H3Z 2M8

Finalized Date: 5-JUL-2024
Account: FANCAM

Project: Riley Brook

CERTIFICATE OF ANALYSIS SD24157901

CERTIFICATE COMMENTS

ANALYTICAL COMMENTS

NSS is non-sufficient sample.
Applies to Method: ALL METHODS

LABORATORY ADDRESSES

Processed at ALS Sudbury located at 1351-B Kelly Lake Road, Unit #1, Sudbury, ON, Canada.
Applies to Method: LOG-22 SCR-41 WEI-21

Processed at ALS Vancouver located at 2103 Dollarton Hwy, North Vancouver, BC, Canada.
Applies to Method: AuME-ST43 OA-ELE07

ALS Canada Ltd.
2103 Dollarton Hwy
North Vancouver BC V7H 0A7
Phone: +1 604 984 0221 Fax: +1 604 984 0218
www.alsglobal.com/geochemistry

To: FANCAMP EXPLORATION LTÉE
340, AVE VICTORIA
WESTMOUNT QC H3Z 2M8

Project: Riley Brook

CERTIFICATE OF ANALYSIS SD24157901

Sample Description	Method Analyte Units LOD	WEI-21 Recvd Wt. kg 0.02	OA-ELE07 pH Unity 0.1	AuME-ST43 Au ppm 0.0001	AuME-ST43 Ag ppm 0.001	AuME-ST43 Al % 0.01	AuME-ST43 As ppm 0.01	AuME-ST43 B ppm 2	AuME-ST43 Ba ppm 0.05	AuME-ST43 Be ppm 0.005	AuME-ST43 Bi ppm 0.0005	AuME-ST43 Ca % 0.01	AuME-ST43 Cd ppm 0.001	AuME-ST43 Ce ppm 0.001	AuME-ST43 Co ppm 0.001	AuME-ST43 Cr ppm 0.01
957909		0.32	5.0	0.0001	0.061	2.88	8.08	2	83.1	0.391	0.0832	0.17	0.489	17.70	12.10	59.9
957910		0.35	4.8	0.0002	0.374	2.17	20.9	3	197.0	0.434	0.1815	0.40	0.236	31.4	7.31	54.5
957911		0.37	6.1	0.0001	0.313	2.96	51.2	3	320	1.945	0.1920	0.54	0.452	71.5	17.80	90.8
957912		0.46	4.6	NSS	NSS	NSS	NSS	NSS	NSS	NSS	NSS	NSS	NSS	NSS	NSS	NSS
957913		0.39	5.1	<0.0001	0.081	3.15	21.6	3	84.3	0.827	0.0887	0.12	0.147	32.0	13.60	65.3
957914		0.38	4.9	0.0006	0.135	3.04	15.20	2	98.5	0.656	0.0854	0.14	0.169	25.8	11.10	50.1
957915		0.37	4.9	0.0001	0.155	3.03	15.30	2	107.5	0.620	0.0878	0.14	0.179	25.5	10.70	49.3
957916		0.45	4.8	0.0001	0.269	2.54	14.40	2	54.4	0.789	0.0903	0.11	0.224	27.7	8.92	63.4
957917		0.40	4.6	0.0002	0.111	1.82	27.4	2	148.5	0.360	0.1395	0.14	0.299	25.9	6.59	49.4
957918		0.37	4.9	0.0001	0.237	3.92	24.2	3	99.8	0.686	0.0641	0.10	0.417	19.05	16.20	80.0
957919		0.45	4.7	0.0004	0.300	2.16	22.2	2	97.2	0.758	0.1665	0.05	0.333	34.1	14.85	32.0
957920		0.49	4.8	0.0002	0.067	2.05	6.80	<2	105.5	0.612	0.0821	0.02	0.181	31.4	7.11	32.3
957921		0.39	4.8	0.0001	0.121	2.59	10.25	<2	78.9	0.528	0.1030	0.02	0.242	28.4	6.81	38.1
957922		0.44	4.9	0.0007	0.267	2.23	13.75	2	167.5	1.185	0.1655	0.12	0.364	33.2	12.60	40.9
957923		0.44	5.1	0.0002	0.082	2.92	13.20	3	79.3	0.531	0.1075	0.11	0.203	16.95	12.95	51.3
957924		0.53	NSS	NSS	NSS	NSS	NSS	NSS	NSS	NSS	NSS	NSS	NSS	NSS	NSS	NSS
957925		0.38	5.1	<0.0001	0.150	2.91	15.55	2	85.9	0.666	0.0865	0.12	0.370	24.2	15.80	63.5
957926		0.37	4.7	0.0001	0.176	2.41	12.50	2	74.4	0.423	0.0902	0.06	0.223	18.25	6.94	43.1
957927		0.41	5.0	0.0002	0.082	4.06	16.15	2	76.9	0.737	0.1180	0.09	0.304	18.85	9.33	58.0
957928		0.38	5.2	0.0001	0.072	4.18	14.50	2	95.7	0.663	0.0995	0.14	0.195	23.4	13.75	75.4
957929		0.44	4.1	0.0002	0.219	1.92	14.85	<2	44.2	0.379	0.1260	0.07	0.131	21.5	5.84	37.8
957930		0.33	4.9	0.0003	0.241	3.60	15.40	2	47.6	0.739	0.1135	0.06	0.193	18.10	10.80	48.1
957931		0.42	4.5	0.0003	0.270	2.41	13.40	<2	61.6	0.510	0.1705	0.04	0.596	23.3	4.13	39.7
957932		0.34	4.8	0.0008	0.118	3.96	9.53	<2	63.5	0.796	0.1525	0.03	0.358	19.55	7.77	50.7
957933		0.39	4.9	0.0002	0.043	3.79	8.24	<2	94.8	0.718	0.0576	0.07	0.257	19.05	19.25	56.7
957951		0.41	4.8	0.0002	0.072	3.25	14.75	<2	52.9	0.697	0.1695	0.03	0.320	21.0	8.27	53.2
957952		0.58	4.5	0.0004	0.537	3.15	40.4	2	54.9	0.842	0.233	0.02	0.655	33.5	9.49	72.6
957953		0.52	4.8	0.0003	0.229	3.12	23.4	2	53.0	0.673	0.1915	0.04	0.233	30.7	5.96	60.4
957954		0.35	4.8	0.0010	0.144	3.20	8.12	<2	69.7	0.715	0.0845	0.07	0.473	19.45	11.35	54.0
957955		0.35	4.4	0.0004	0.185	3.51	17.20	2	86.4	1.055	0.365	0.03	0.834	19.35	4.03	66.6
958094		0.47	4.8	0.0005	0.045	3.16	6.42	2	60.7	0.675	0.0894	0.05	0.224	20.7	13.95	59.9
958095		0.49	4.9	0.0002	0.102	5.84	8.34	2	82.4	0.819	0.0949	0.12	0.273	12.75	11.90	96.8
958096		0.45	4.6	0.0004	0.059	4.02	6.43	<2	57.9	0.843	0.1415	0.02	0.142	26.2	10.75	55.4
958097		0.42	4.5	0.0004	0.119	3.63	10.85	2	49.1	0.871	0.236	0.03	0.224	26.0	4.41	63.2
958098		0.31	4.3	<0.0001	0.127	2.65	10.35	2	61.7	0.649	0.1890	0.11	0.117	22.0	4.89	53.7
958099		0.55	5.4	<0.0001	0.096	2.70	19.20	2	96.8	1.075	0.222	0.59	0.327	32.3	10.20	56.2

Comments: Always send INVCC to Debra Chapman. RD 9/9/2022.2023 price list

***** See Appendix Page for comments regarding this certificate *****

ALS Canada Ltd.
2103 Dollarton Hwy
North Vancouver BC V7H 0A7
Phone: +1 604 984 0221 Fax: +1 604 984 0218
www.alsglobal.com/geochemistry

To: FANCAMP EXPLORATION LTÉE
340, AVE VICTORIA
WESTMOUNT QC H3Z 2M8

Project: Riley Brook

CERTIFICATE OF ANALYSIS SD24157901

Sample Description	Method	AuME-ST43	AuME-ST43	AuME-ST43	AuME-ST43	AuME-ST43	AuME-ST43	AuME-ST43	AuME-ST43	AuME-ST43	AuME-ST43	AuME-ST43	AuME-ST43	AuME-ST43	AuME-ST43	AuME-ST43
	Analyte	Cs	Cu	Fe	Ga	Ge	Hf	Hg	In	K	La	Li	Mg	Mn	Mo	Na
	Units	ppm	ppm	%	ppm	ppm	ppm	ppm	ppm	%	ppm	ppm	%	ppm	ppm	%
	LOD	0.001	0.01	0.001	0.004	0.005	0.002	0.002	0.005	0.01	0.002	0.1	0.01	0.1	0.002	0.001
957909		3.36	11.35	4.25	10.80	0.035	0.152	0.061	0.038	0.03	7.74	49.5	0.66	221	0.249	0.003
957910		3.07	13.80	6.14	12.60	0.068	0.025	0.142	0.032	0.05	14.60	21.4	0.34	326	0.574	<0.001
957911		10.60	27.2	4.20	6.30	0.195	0.191	0.144	0.040	0.08	58.6	45.7	0.84	1040	0.856	<0.001
957912		NSS	NSS	NSS	NSS	NSS	NSS	NSS	NSS	NSS	NSS	NSS	NSS	NSS	NSS	NSS
957913		1.850	25.7	4.51	6.82	0.042	0.067	0.098	0.040	0.02	8.80	34.8	0.75	342	0.439	0.002
957914		1.830	14.40	3.76	6.16	0.039	0.031	0.098	0.039	0.03	9.78	31.6	0.62	215	0.424	0.002
957915		1.570	13.90	3.85	6.58	0.039	0.061	0.082	0.038	0.03	9.93	35.0	0.61	209	0.397	0.003
957916		3.13	16.35	4.48	8.26	0.044	0.020	0.091	0.042	0.03	9.25	34.1	0.52	286	0.331	0.003
957917		1.865	14.60	4.74	9.83	0.049	0.028	0.111	0.032	0.05	10.10	18.2	0.33	584	0.369	<0.001
957918		3.64	32.4	6.92	8.08	0.046	0.189	0.111	0.069	0.03	5.18	44.6	0.63	350	0.600	0.002
957919		3.82	28.0	4.28	5.29	0.046	0.106	0.107	0.034	0.05	15.35	32.7	0.32	574	0.376	0.001
957920		2.40	11.85	2.46	5.04	0.040	0.087	0.074	0.021	0.04	14.35	25.5	0.44	224	0.173	0.002
957921		1.870	8.06	3.09	6.83	0.051	0.097	0.097	0.028	0.04	13.10	35.3	0.41	203	0.175	0.002
957922		2.96	20.9	3.98	6.37	0.051	0.148	0.113	0.035	0.05	11.85	33.1	0.52	1255	0.223	0.001
957923		2.13	19.40	3.93	7.19	0.035	0.082	0.095	0.042	0.03	6.51	34.3	0.73	248	0.335	0.003
957924		NSS	NSS	NSS	NSS	NSS	NSS	NSS	NSS	NSS	NSS	NSS	NSS	NSS	NSS	NSS
957925		2.78	25.7	4.42	8.81	0.054	0.021	0.081	0.038	0.03	7.62	34.0	0.87	333	0.424	0.002
957926		1.355	11.95	3.94	9.74	0.040	0.060	0.110	0.042	0.02	8.06	33.9	0.34	210	0.312	0.003
957927		1.250	13.60	5.54	10.75	0.051	0.241	0.130	0.057	0.03	7.68	45.3	0.36	185.5	0.447	0.004
957928		1.800	17.15	3.97	9.24	0.047	0.199	0.096	0.039	0.02	8.77	38.1	0.90	252	0.332	0.004
957929		1.730	10.95	3.51	7.96	0.043	0.072	0.083	0.022	0.03	10.05	30.0	0.31	156.0	0.253	0.003
957930		1.155	11.45	3.61	5.62	0.038	0.227	0.108	0.037	0.03	7.05	30.3	0.50	199.5	0.383	0.002
957931		0.710	7.81	3.88	9.31	0.046	0.100	0.133	0.031	0.03	10.45	20.6	0.21	160.0	0.372	0.003
957932		1.385	10.25	4.51	9.32	0.048	0.233	0.167	0.035	0.03	8.89	38.9	0.39	404	0.296	0.003
957933		5.80	27.9	4.21	10.30	0.036	0.143	0.048	0.040	0.03	4.44	29.3	1.23	338	0.245	0.003
957951		1.165	12.40	3.82	8.22	0.045	0.167	0.115	0.034	0.03	9.16	36.1	0.49	229	0.306	0.002
957952		1.780	17.15	6.87	11.55	0.072	0.178	0.182	0.045	0.05	15.15	27.5	0.31	671	0.315	<0.001
957953		1.145	9.48	5.36	10.25	0.066	0.171	0.148	0.035	0.04	12.35	19.0	0.20	532	0.328	0.001
957954		2.10	12.90	4.25	9.58	0.043	0.141	0.101	0.050	0.02	8.00	30.3	0.48	257	0.356	0.003
957955		2.02	12.95	6.82	15.05	0.071	0.146	0.178	0.051	0.05	9.34	26.1	0.20	225	0.357	<0.001
958094		1.290	17.05	3.53	7.16	0.039	0.187	0.081	0.030	0.03	8.77	31.8	0.87	240	0.227	0.002
958095		1.020	14.60	6.41	10.60	0.052	0.324	0.176	0.056	0.03	5.35	38.5	0.51	216	0.287	0.004
958096		1.440	12.20	3.96	7.54	0.052	0.180	0.106	0.032	0.04	12.05	32.3	0.48	364	0.215	0.002
958097		1.390	10.80	6.10	12.05	0.065	0.216	0.237	0.050	0.04	12.20	23.5	0.21	164.5	0.345	0.002
958098		1.190	10.45	7.28	10.65	0.054	0.125	0.071	0.035	0.04	9.69	33.6	0.27	138.5	0.632	0.006
958099		1.745	13.50	5.52	12.75	0.090	0.084	0.090	0.054	0.07	15.10	38.4	0.48	275	0.873	<0.001

Comments: Always send INVCC to Debra Chapman. RD 9/9/2022.2023 price list

***** See Appendix Page for comments regarding this certificate *****

ALS Canada Ltd.
2103 Dollarton Hwy
North Vancouver BC V7H 0A7
Phone: +1 604 984 0221 Fax: +1 604 984 0218
www.alsglobal.com/geochemistry

To: FANCAMP EXPLORATION LTÉE
340, AVE VICTORIA
WESTMOUNT QC H3Z 2M8

Finalized Date: 5-JUL-2024
Account: FANCAM

Project: Riley Brook

CERTIFICATE OF ANALYSIS SD24157901

Sample Description	Method	AuME-ST43	AuME-ST43	AuME-ST43	AuME-ST43	AuME-ST43	AuME-ST43	AuME-ST43	AuME-ST43	AuME-ST43	AuME-ST43	AuME-ST43	AuME-ST43	AuME-ST43	AuME-ST43	AuME-ST43
	Analyte	Nb	Ni	P	Pb	Pd	Pt	Rb	Re	S	Sb	Sc	Se	Sn	Sr	Ta
	Units	ppm	ppm	%	ppm	ppm	ppm	ppm	ppm	%	ppm	ppm	ppm	ppm	ppm	ppm
	LOD	0.002	0.02	0.0005	0.005	0.001	0.001	0.005	0.0002	0.002	0.002	0.005	0.002	0.01	0.01	0.005
957909		1.460	26.0	0.0645	8.40	<0.001	<0.001	8.38	<0.0002	0.013	0.178	4.09	0.176	0.81	8.28	<0.005
957910		2.06	16.05	0.1180	10.15	<0.001	<0.001	14.65	<0.0002	0.022	0.280	4.29	0.503	1.24	13.90	<0.005
957911		0.230	57.9	0.1695	27.8	<0.001	<0.001	19.65	<0.0002	0.027	0.307	12.05	0.662	0.42	17.20	0.005
957912		NSS	NSS	NSS	NSS	NSS	NSS	NSS	NSS	NSS	NSS	NSS	NSS	NSS	NSS	NSS
957913		1.140	41.5	0.0687	6.46	<0.001	<0.001	6.71	<0.0002	0.026	0.248	5.00	0.341	0.53	10.30	<0.005
957914		0.942	34.2	0.0522	7.41	<0.001	<0.001	8.75	<0.0002	0.023	0.198	3.22	0.351	0.47	9.80	<0.005
957915		1.165	32.3	0.0543	7.32	<0.001	<0.001	7.80	<0.0002	0.033	0.194	3.08	0.352	0.52	10.00	<0.005
957916		1.115	18.95	0.0831	17.45	<0.001	<0.001	7.99	0.0004	0.032	0.246	4.35	0.308	0.64	5.64	<0.005
957917		1.140	15.65	0.1795	10.40	<0.001	<0.001	10.10	<0.0002	0.027	0.250	4.04	0.362	0.97	11.85	<0.005
957918		0.825	46.2	0.1785	12.00	<0.001	<0.001	5.04	<0.0002	0.030	0.318	9.11	0.501	0.54	7.56	<0.005
957919		0.132	48.8	0.0729	31.5	<0.001	<0.001	11.65	<0.0002	0.019	0.308	3.68	0.372	0.49	3.29	<0.005
957920		0.204	30.0	0.0512	4.92	<0.001	<0.001	11.90	<0.0002	0.011	0.136	2.44	0.291	0.37	2.37	<0.005
957921		0.264	32.6	0.1095	10.30	<0.001	<0.001	9.89	0.0003	0.017	0.118	2.67	0.314	0.41	2.38	<0.005
957922		0.199	38.9	0.212	22.6	<0.001	<0.001	11.15	<0.0002	0.039	0.175	2.82	0.336	0.34	6.19	<0.005
957923		0.841	45.3	0.0558	8.02	<0.001	<0.001	9.77	<0.0002	0.023	0.209	3.86	0.303	0.49	10.65	<0.005
957924		NSS	NSS	NSS	NSS	NSS	NSS	NSS	NSS	NSS	NSS	NSS	NSS	NSS	NSS	NSS
957925		0.688	48.0	0.0509	13.55	<0.001	<0.001	9.36	0.0003	0.014	0.261	6.23	0.243	0.55	11.80	<0.005
957926		0.706	17.15	0.0691	7.27	<0.001	<0.001	6.81	<0.0002	0.014	0.285	5.08	0.254	0.74	5.01	<0.005
957927		1.685	23.6	0.1085	9.50	<0.001	<0.001	8.87	0.0003	0.044	0.250	5.55	0.440	0.79	6.99	<0.005
957928		1.255	57.0	0.0592	8.62	<0.001	<0.001	10.10	0.0002	0.029	0.255	5.17	0.301	0.58	8.56	<0.005
957929		0.588	18.90	0.0475	10.95	<0.001	<0.001	11.65	0.0002	0.024	0.191	2.54	0.253	0.51	3.78	<0.005
957930		0.767	42.3	0.0763	19.15	<0.001	<0.001	9.76	0.0004	0.033	0.272	3.03	0.468	0.34	3.55	<0.005
957931		0.511	15.25	0.0867	10.55	<0.001	<0.001	7.11	0.0002	0.032	0.274	2.28	0.464	0.66	2.74	<0.005
957932		0.776	30.9	0.1240	11.50	<0.001	<0.001	9.89	<0.0002	0.046	0.243	3.16	0.649	0.58	2.65	<0.005
957933		0.302	49.4	0.0527	3.87	<0.001	<0.001	5.78	<0.0002	0.009	0.673	7.80	0.209	0.63	4.33	<0.005
957951		0.595	36.8	0.0843	12.50	<0.001	<0.001	9.62	0.0006	0.033	0.276	3.42	0.462	0.48	2.60	<0.005
957952		0.408	21.6	0.1955	21.8	<0.001	<0.001	15.70	0.0002	0.042	1.355	3.62	0.778	0.76	2.15	<0.005
957953		0.341	16.75	0.1670	17.15	<0.001	<0.001	18.45	0.0002	0.043	0.844	2.57	0.708	0.53	3.07	<0.005
957954		1.060	29.9	0.0761	6.22	<0.001	<0.001	6.50	0.0002	0.027	0.506	5.80	0.378	0.72	5.46	<0.005
957955		0.565	14.35	0.1580	11.45	<0.001	<0.001	19.55	<0.0002	0.024	0.270	3.24	0.796	0.95	3.02	<0.005
958094		0.591	58.1	0.0531	6.28	<0.001	<0.001	11.50	<0.0002	0.014	0.217	3.82	0.283	0.36	5.95	<0.005
958095		0.880	39.9	0.1505	5.62	<0.001	<0.001	9.51	<0.0002	0.069	0.268	7.46	0.813	0.42	7.52	<0.005
958096		0.446	44.4	0.1590	9.32	<0.001	<0.001	10.60	<0.0002	0.034	0.145	3.59	0.544	0.51	2.24	<0.005
958097		1.150	15.65	0.1590	12.15	<0.001	<0.001	11.80	0.0002	0.056	0.220	3.62	0.903	0.85	3.21	<0.005
958098		1.275	18.85	0.1080	12.75	0.001	<0.001	9.60	0.0002	0.055	0.145	2.65	0.436	0.62	8.75	<0.005
958099		0.445	37.6	0.1965	9.77	<0.001	<0.001	24.4	0.0011	0.028	0.253	2.74	0.554	0.66	24.4	<0.005

Comments: Always send INVCC to Debra Chapman. RD 9/9/2022.2023 price list

***** See Appendix Page for comments regarding this certificate *****

ALS Canada Ltd.
2103 Dollarton Hwy
North Vancouver BC V7H 0A7
Phone: +1 604 984 0221 Fax: +1 604 984 0218
www.alsglobal.com/geochemistry

To: FANCAMP EXPLORATION LTÉE
340, AVE VICTORIA
WESTMOUNT QC H3Z 2M8

Project: Riley Brook

CERTIFICATE OF ANALYSIS SD24157901

Sample Description	Method	AuME-ST43	AuME-ST43	AuME-ST43	AuME-ST43	AuME-ST43	AuME-ST43	AuME-ST43	AuME-ST43	AuME-ST43	AuME-ST43
	Analyte	Te	Th	Ti	Tl	U	V	W	Y	Zn	Zr
	Units	ppm	ppm	%	ppm	ppm	ppm	ppm	ppm	ppm	ppm
	LOD	0.001	0.0005	0.0001	0.0005	0.0005	0.05	0.001	0.001	0.1	0.01
957909		0.010	1.585	0.0678	0.0866	0.285	78.2	0.023	2.74	81.6	6.87
957910		0.030	1.520	0.404	0.1050	0.507	152.0	0.045	5.04	37.7	2.66
957911		0.012	1.590	0.0291	0.1525	4.55	70.2	0.069	86.2	133.0	5.03
957912		NSS	NSS	NSS	NSS	NSS	NSS	NSS	NSS	NSS	NSS
957913		0.015	1.230	0.1180	0.0652	0.449	85.3	0.029	4.22	53.8	4.26
957914		0.012	0.780	0.0557	0.0995	0.436	56.5	0.065	4.17	54.9	1.30
957915		0.013	0.791	0.0423	0.0932	0.464	58.3	0.049	3.95	55.2	2.47
957916		0.012	0.429	0.0430	0.1035	0.356	87.3	0.044	6.15	79.8	0.82
957917		0.020	1.290	0.229	0.0688	0.350	112.0	0.021	3.37	53.1	2.04
957918		0.013	1.275	0.0280	0.0998	0.262	116.5	0.034	5.47	130.5	6.98
957919		0.032	2.96	0.0013	0.1180	0.354	36.2	0.030	3.49	128.5	3.34
957920		0.017	3.20	0.0019	0.0998	0.341	25.2	0.023	2.34	52.6	2.66
957921		0.011	3.50	0.0016	0.1245	0.289	31.7	0.024	2.81	101.0	2.84
957922		0.019	2.42	0.0019	0.0910	0.416	33.3	0.025	4.23	78.5	3.91
957923		0.014	1.430	0.0479	0.0911	0.284	64.8	0.017	3.10	70.1	3.35
957924		NSS	NSS	NSS	NSS	NSS	NSS	NSS	NSS	NSS	NSS
957925		0.010	1.170	0.0811	0.0860	0.325	82.1	0.012	5.76	116.5	1.64
957926		0.008	1.550	0.0292	0.1100	0.254	87.6	0.015	3.12	89.4	2.14
957927		0.016	1.690	0.0553	0.1055	0.372	94.1	0.036	4.63	68.3	8.80
957928		0.013	2.00	0.0686	0.1150	0.386	69.8	0.031	4.29	83.1	7.95
957929		0.018	2.04	0.0055	0.0963	0.287	45.2	0.035	2.29	51.7	3.21
957930		0.014	3.04	0.0082	0.0926	0.453	31.7	0.041	2.76	73.0	8.01
957931		0.021	2.64	0.0032	0.1340	0.348	46.7	0.030	2.76	82.1	3.52
957932		0.015	3.82	0.0064	0.1590	0.476	45.8	0.040	3.43	120.0	7.42
957933		0.005	1.250	0.0118	0.1415	0.213	90.4	0.015	3.48	89.9	4.02
957951		0.018	3.19	0.0050	0.1740	0.423	47.4	0.033	3.68	122.0	5.06
957952		0.031	3.99	0.0040	0.1925	0.464	61.9	0.056	3.51	86.6	4.56
957953		0.020	4.44	0.0028	0.1740	0.590	49.5	0.056	3.89	57.8	5.18
957954		0.008	1.590	0.0353	0.1410	0.355	78.7	0.026	4.30	153.0	4.35
957955		0.021	4.77	0.0086	0.227	0.769	77.5	0.084	3.85	114.0	4.05
958094		0.013	3.01	0.0177	0.0726	0.365	48.2	0.035	3.12	72.9	6.05
958095		0.014	2.19	0.0148	0.0994	0.310	78.3	0.035	4.80	65.5	10.45
958096		0.019	3.75	0.0026	0.0899	0.326	40.1	0.048	3.58	78.1	5.69
958097		0.025	3.76	0.0172	0.1195	0.690	57.7	0.067	5.29	51.2	7.56
958098		0.019	2.12	0.0154	0.1040	0.526	53.3	0.055	3.93	58.0	4.16
958099		0.037	2.02	0.0125	0.1235	0.529	46.4	0.064	5.23	73.4	2.71

Comments: Always send INVCC to Debra Chapman. RD 9/9/2022.2023 price list

***** See Appendix Page for comments regarding this certificate *****

ALS Canada Ltd.
2103 Dollarton Hwy
North Vancouver BC V7H 0A7
Phone: +1 604 984 0221 Fax: +1 604 984 0218
www.alsglobal.com/geochemistry

To: FANCAMP EXPLORATION LTÉE
340, AVE VICTORIA
WESTMOUNT QC H3Z 2M8

Project: Riley Brook

CERTIFICATE OF ANALYSIS SD24157901

CERTIFICATE COMMENTS

ANALYTICAL COMMENTS

NSS is non-sufficient sample.
Applies to Method: ALL METHODS

LABORATORY ADDRESSES

Processed at ALS Sudbury located at 1351-B Kelly Lake Road, Unit #1, Sudbury, ON, Canada.
Applies to Method: LOG-22 SCR-41 WEI-21

Processed at ALS Vancouver located at 2103 Dollarton Hwy, North Vancouver, BC, Canada.
Applies to Method: AuME-ST43 OA-ELE07

ALS Canada Ltd.
2103 Dollarton Hwy
North Vancouver BC V7H 0A7
Téléphone: +1 604 984 0221 Télécopieur: +1 604 984 0218
www.alsglobal.com/geochemistry

À: FANCAMP EXPLORATION LTÉE
340, AVE VICTORIA
WESTMOUNT QC H3Z 2M8

Finalisée date: 17-JUIL-2024
Compte: FANCAM

CERTIFICAT SD24184006

Projet: Riley Brook

Ce rapport s'applique à 5 échantillons de Sol soumis à notre laboratoire de Sudbury, ON, Canada le 9-JUIL-2024.

Les résultats sont transmis à:

FRANCOIS AUCLAIR	CHRISTOPHER GRONDIN	

PRÉPARATION ÉCHANTILLONS

CODE ALS	DESCRIPTION
FND-02	Local. · antillon pour analyse suppl.

PROCÉDURES ANALYTIQUES

CODE ALS	DESCRIPTION	INSTRUMENT
ME-MS41L	Super Trace Lowest DL AR by ICP-MS	

Ce rapport est final et remplace tout autre rapport préliminaire portant ce numéro de certificat.Les résultats s'appliquent aux échantillons soumis.Toutes les pages de ce rapport ont été vérifiées et approuvées avant publication.

***** Voir la page d'annexe pour les commentaires en ce qui concerne ce certificat *****

Commentaire: Always send INVCC to Debra Chapman. RD 9/9/2022.
2023 price list

Signature:
Saa Traxler, Director, North Vancouver Operations

ALS Canada Ltd.
2103 Dollarton Hwy
North Vancouver BC V7H 0A7
Téléphone: +1 604 984 0221 Télécopieur: +1 604 984 0218
www.alsglobal.com/geochemistry

À: FANCAMP EXPLORATION LTÉE
340, AVE VICTORIA
WESTMOUNT QC H3Z 2M8

Finalisée date: 17-JUIL-2024
Compte: FANCAM

Projet: Riley Brook

CERTIFICAT D'ANALYSE SD24184006

Description échantillon	Méthode élément unités LDI	ME-MS41L Au ppm 0.0002	ME-MS41L Ag ppm 0.001	ME-MS41L Al % 0.01	ME-MS41L As ppm 0.01	ME-MS41L B ppm 10	ME-MS41L Ba ppm 0.5	ME-MS41L Be ppm 0.01	ME-MS41L Bi ppm 0.0005	ME-MS41L Ca % 0.01	ME-MS41L Cd ppm 0.001	ME-MS41L Ce ppm 0.003	ME-MS41L Co ppm 0.001	ME-MS41L Cr ppm 0.01	ME-MS41L Cs ppm 0.005	ME-MS41L Cu ppm 0.01
958417		0.0002	0.008	0.40	0.93	<10	27.8	0.20	0.0148	2.83	0.042	55.1	4.01	12.85	0.250	4.14
958440		<0.0002	0.117	2.76	17.15	<10	45.9	0.47	0.1250	0.25	0.140	24.7	9.92	51.7	2.99	16.05
958441		0.0007	0.112	1.95	13.55	<10	55.6	0.46	0.1350	0.26	0.147	30.2	5.71	41.0	1.445	13.20
958442		<0.0002	0.073	1.93	22.2	<10	173.0	0.60	0.1630	0.28	0.177	38.8	7.38	47.8	1.970	15.10
958444		0.0002	0.028	3.12	11.35	<10	78.8	0.63	0.1175	0.04	0.120	44.5	11.15	54.0	4.12	14.90

Commentaire: Always send INVCC to Debra Chapman. RD 9/9/2022.
2023 price list

***** Voir la page d'annexe pour les commentaires en ce qui concerne ce certificat *****

ALS Canada Ltd.
2103 Dollarton Hwy
North Vancouver BC V7H 0A7
Téléphone: +1 604 984 0221 Télécopieur: +1 604 984 0218
www.alsglobal.com/geochemistry

À: FANCAMP EXPLORATION LTÉE
340, AVE VICTORIA
WESTMOUNT QC H3Z 2M8

Finalisée date: 17-JUIL-2024
Compte: FANCAM

Projet: Riley Brook

CERTIFICAT D'ANALYSE SD24184006

Description échantillon	Méthode élément unités LDI	ME-MS41L Fe % 0.001	ME-MS41L Ga ppm 0.004	ME-MS41L Ge ppm 0.005	ME-MS41L Hf ppm 0.002	ME-MS41L Hg ppm 0.004	ME-MS41L In ppm 0.005	ME-MS41L K % 0.01	ME-MS41L La ppm 0.002	ME-MS41L Li ppm 0.1	ME-MS41L Mg % 0.01	ME-MS41L Mn ppm 0.1	ME-MS41L Mo ppm 0.01	ME-MS41L Na % 0.001	ME-MS41L Nb ppm 0.002	ME-MS41L Ni ppm 0.04
958417		3.07	5.76	0.147	0.033	0.004	0.014	0.07	22.0	5.5	0.15	259	1.06	0.026	0.925	5.62
958440		5.41	10.80	0.065	0.045	0.084	0.044	0.04	10.75	33.4	0.49	206	0.96	0.007	1.660	29.6
958441		3.71	8.82	0.058	0.013	0.075	0.028	0.05	14.10	22.4	0.27	258	0.93	0.006	0.960	17.15
958442		3.56	9.28	0.081	0.024	0.052	0.028	0.08	25.3	29.4	0.36	337	1.25	0.007	0.478	28.9
958444		3.08	8.24	0.064	0.088	0.072	0.036	0.04	18.50	35.6	0.53	201	0.30	0.006	0.607	41.1

Commentaire: Always send INVCC to Debra Chapman. RD 9/9/2022.
2023 price list

***** Voir la page d'annexe pour les commentaires en ce qui concerne ce certificat *****

ALS Canada Ltd.
2103 Dollarton Hwy
North Vancouver BC V7H 0A7
Téléphone: +1 604 984 0221 Télécopieur: +1 604 984 0218
www.alsglobal.com/geochemistry

À: FANCAMP EXPLORATION LTÉE
340, AVE VICTORIA
WESTMOUNT QC H3Z 2M8

Finalisée date: 17-JUIL-2024
Compte: FANCAM

Projet: Riley Brook

CERTIFICAT D'ANALYSE SD24184006

Description échantillon	Méthode élément unités LDI	ME-MS41L P % 0.001	ME-MS41L Pb ppm 0.005	ME-MS41L Pd ppm 0.001	ME-MS41L Pt ppm 0.002	ME-MS41L Rb ppm 0.005	ME-MS41L Re ppm 0.0002	ME-MS41L S % 0.01	ME-MS41L Sb ppm 0.005	ME-MS41L Sc ppm 0.005	ME-MS41L Se ppm 0.003	ME-MS41L Sn ppm 0.01	ME-MS41L Sr ppm 0.01	ME-MS41L Ta ppm 0.005	ME-MS41L Te ppm 0.003	ME-MS41L Th ppm 0.002
958417		0.142	1.760	<0.001	<0.002	8.18	0.0002	0.01	0.028	2.10	0.023	0.93	45.5	<0.005	<0.003	3.68
958440		0.072	12.90	<0.001	<0.002	9.91	0.0003	0.05	0.245	4.15	0.436	1.02	13.30	<0.005	0.019	0.920
958441		0.092	9.95	<0.001	<0.002	11.90	0.0003	0.03	0.227	2.89	0.269	0.85	11.10	<0.005	0.013	0.822
958442		0.080	9.69	<0.001	<0.002	22.3	0.0003	0.03	0.248	3.83	0.248	0.91	13.10	<0.005	0.027	1.860
958444		0.052	10.45	<0.001	<0.002	15.85	0.0002	0.02	0.146	4.32	0.277	0.72	3.87	<0.005	0.017	3.57

Commentaire: Always send INVCC to Debra Chapman. RD 9/9/2022.
2023 price list

***** Voir la page d'annexe pour les commentaires en ce qui concerne ce certificat *****

ALS Canada Ltd.
2103 Dollarton Hwy
North Vancouver BC V7H 0A7
Téléphone: +1 604 984 0221 Télécopieur: +1 604 984 0218
www.alsglobal.com/geochemistry

À: FANCAMP EXPLORATION LTÉE
340, AVE VICTORIA
WESTMOUNT QC H3Z 2M8

Finalisée date: 17-JUIL-2024
Compte: FANCAM

Projet: Riley Brook

CERTIFICAT D'ANALYSE SD24184006

Description échantillon	Méthode élément unités LDI	ME-MS41L Ti % 0.001	ME-MS41L Tl ppm 0.001	ME-MS41L U ppm 0.005	ME-MS41L V ppm 0.1	ME-MS41L W ppm 0.001	ME-MS41L Y ppm 0.003	ME-MS41L Zn ppm 0.1	ME-MS41L Zr ppm 0.01
958417		0.056	0.061	0.489	60.3	0.052	22.4	33.3	1.34
958440		0.126	0.091	0.395	104.0	0.049	6.22	58.1	2.28
958441		0.066	0.099	0.416	70.5	0.058	4.09	42.5	0.77
958442		0.012	0.136	0.569	55.2	0.067	11.00	84.7	0.78
958444		0.014	0.144	0.391	48.4	0.063	3.83	82.9	2.66

Commentaire: Always send INVCC to Debra Chapman. RD 9/9/2022.
2023 price list

***** Voir la page d'annexe pour les commentaires en ce qui concerne ce certificat *****

ALS Canada Ltd.
2103 Dollarton Hwy
North Vancouver BC V7H 0A7
Téléphone: +1 604 984 0221 Télécopieur: +1 604 984 0218
www.alsglobal.com/geochemistry

À: FANCAMP EXPLORATION LTÉE
340, AVE VICTORIA
WESTMOUNT QC H3Z 2M8

Finalisée date: 17-JUIL-2024
Compte: FANCAM

Projet: Riley Brook

CERTIFICAT D'ANALYSE SD24184006

COMMENTAIRE DE CERTIFICAT

COMMENTAIRES ANALYTIQUES

Applique à la Méthode: L'analyses de l'or par cette m ode sont semi-quantitatif ause du peu d' antillon pes (0.5g).
ME-MS41L

ADRESSE DE LABORATOIRE

Applique à la Méthode: Trait ALS Vancouver, 2103 Dollarton Hwy, North Vancouver, BC, Canada.
FND-02 ME-MS41L

ALS Canada Ltd.
2103 Dollarton Hwy
North Vancouver BC V7H 0A7
Téléphone: +1 604 984 0221 Télécopieur: +1 604 984 0218
www.alsglobal.com/geochemistry

À: FANCAMP EXPLORATION LTÉE
340, AVE VICTORIA
WESTMOUNT QC H3Z 2M8

Finalisée date: 16-JUIL-2024
Compte: FANCAM

CERTIFICAT SD24184015

Projet: Riley Brook

Ce rapport s'applique à 2 échantillons de Sol soumis à notre laboratoire de Sudbury, ON, Canada le 9-JUIL-2024.

Les résultats sont transmis à:

FRANCOIS AUCLAIR	CHRISTOPHER GRONDIN	

PRÉPARATION ÉCHANTILLONS

CODE ALS	DESCRIPTION
FND-02	Local. · antillon pour analyse suppl.

PROCÉDURES ANALYTIQUES

CODE ALS	DESCRIPTION	INSTRUMENT
ME-MS41L	Super Trace Lowest DL AR by ICP-MS	

Ce rapport est final et remplace tout autre rapport préliminaire portant ce numéro de certificat.Les résultats s'appliquent aux échantillons soumis.Toutes les pages de ce rapport ont été vérifiées et approuvées avant publication.

***** Voir la page d'annexe pour les commentaires en ce qui concerne ce certificat *****

Commentaire: Always send INVCC to Debra Chapman. RD 9/9/2022.
2023 price list

Signature:
Saa Traxler, Director, North Vancouver Operations

ALS Canada Ltd.
2103 Dollarton Hwy
North Vancouver BC V7H 0A7
Téléphone: +1 604 984 0221 Télécopieur: +1 604 984 0218
www.alsglobal.com/geochemistry

À: FANCAMP EXPLORATION LTÉE
340, AVE VICTORIA
WESTMOUNT QC H3Z 2M8

Finalisée date: 16-JUIL-2024
Compte: FANCAM

Projet: Riley Brook

CERTIFICAT D'ANALYSE SD24184015

Description échantillon	Méthode élément unités LDI	ME-MS41L Au ppm 0.0002	ME-MS41L Ag ppm 0.001	ME-MS41L Al % 0.01	ME-MS41L As ppm 0.01	ME-MS41L B ppm 10	ME-MS41L Ba ppm 0.5	ME-MS41L Be ppm 0.01	ME-MS41L Bi ppm 0.0005	ME-MS41L Ca % 0.01	ME-MS41L Cd ppm 0.001	ME-MS41L Ce ppm 0.003	ME-MS41L Co ppm 0.001	ME-MS41L Cr ppm 0.01	ME-MS41L Cs ppm 0.005	ME-MS41L Cu ppm 0.01
957912		0.0002	0.085	1.85	24.8	<10	102.5	0.55	0.0718	0.14	0.315	12.15	20.9	102.0	3.35	16.55
957924		0.0003	0.005	0.34	0.37	<10	26.4	0.18	0.0101	2.56	0.029	55.3	3.47	8.40	0.208	3.04

Commentaire: Always send INVCC to Debra Chapman. RD 9/9/2022.
2023 price list

***** Voir la page d'annexe pour les commentaires en ce qui concerne ce certificat *****

ALS Canada Ltd.
2103 Dollarton Hwy
North Vancouver BC V7H 0A7
Téléphone: +1 604 984 0221 Télécopieur: +1 604 984 0218
www.alsglobal.com/geochemistry

À: FANCAMP EXPLORATION LTÉE
340, AVE VICTORIA
WESTMOUNT QC H3Z 2M8

Finalisée date: 16-JUIL-2024
Compte: FANCAM

Projet: Riley Brook

CERTIFICAT D'ANALYSE SD24184015

Description échantillon	Méthode élément unités LDI	ME-MS41L Fe % 0.001	ME-MS41L Ga ppm 0.004	ME-MS41L Ge ppm 0.005	ME-MS41L Hf ppm 0.002	ME-MS41L Hg ppm 0.004	ME-MS41L In ppm 0.005	ME-MS41L K % 0.01	ME-MS41L La ppm 0.002	ME-MS41L Li ppm 0.1	ME-MS41L Mg % 0.01	ME-MS41L Mn ppm 0.1	ME-MS41L Mo ppm 0.01	ME-MS41L Na % 0.001	ME-MS41L Nb ppm 0.002	ME-MS41L Ni ppm 0.04
957912		8.91	8.74	0.113	0.014	0.051	0.071	0.03	6.35	22.7	0.25	629	0.61	0.008	0.473	45.7
957924		2.38	4.79	0.157	0.062	0.004	0.018	0.07	23.4	4.8	0.14	234	0.89	0.025	0.734	4.02

Commentaire: Always send INVCC to Debra Chapman. RD 9/9/2022.
2023 price list

***** Voir la page d'annexe pour les commentaires en ce qui concerne ce certificat *****

ALS Canada Ltd.
2103 Dollarton Hwy
North Vancouver BC V7H 0A7
Téléphone: +1 604 984 0221 Télécopieur: +1 604 984 0218
www.alsglobal.com/geochemistry

À: FANCAMP EXPLORATION LTÉE
340, AVE VICTORIA
WESTMOUNT QC H3Z 2M8

Finalisée date: 16-JUIL-2024
Compte: FANCAM

Projet: Riley Brook

CERTIFICAT D'ANALYSE SD24184015

Description échantillon	Méthode élément unités LDI	ME-MS41L P % 0.001	ME-MS41L Pb ppm 0.005	ME-MS41L Pd ppm 0.001	ME-MS41L Pt ppm 0.002	ME-MS41L Rb ppm 0.005	ME-MS41L Re ppm 0.0002	ME-MS41L S % 0.01	ME-MS41L Sb ppm 0.005	ME-MS41L Sc ppm 0.005	ME-MS41L Se ppm 0.003	ME-MS41L Sn ppm 0.01	ME-MS41L Sr ppm 0.01	ME-MS41L Ta ppm 0.005	ME-MS41L Te ppm 0.003	ME-MS41L Th ppm 0.002
957912		0.088	21.8	<0.001	<0.002	6.90	<0.0002	0.02	0.516	22.5	0.257	1.07	7.10	<0.005	0.012	0.875
957924		0.128	1.465	<0.001	<0.002	8.14	<0.0002	0.01	0.017	1.995	0.013	0.75	41.0	<0.005	<0.003	3.40

Commentaire: Always send INVCC to Debra Chapman. RD 9/9/2022.
2023 price list

***** Voir la page d'annexe pour les commentaires en ce qui concerne ce certificat *****

ALS Canada Ltd.
2103 Dollarton Hwy
North Vancouver BC V7H 0A7
Téléphone: +1 604 984 0221 Télécopieur: +1 604 984 0218
www.alsglobal.com/geochemistry

À: FANCAMP EXPLORATION LTÉE
340, AVE VICTORIA
WESTMOUNT QC H3Z 2M8

Finalisée date: 16-JUIL-2024
Compte: FANCAM

Projet: Riley Brook

CERTIFICAT D'ANALYSE SD24184015

Description échantillon	Méthode élément unités LDI	ME-MS41L Ti % 0.001	ME-MS41L Tl ppm 0.001	ME-MS41L U ppm 0.005	ME-MS41L V ppm 0.1	ME-MS41L W ppm 0.001	ME-MS41L Y ppm 0.003	ME-MS41L Zn ppm 0.1	ME-MS41L Zr ppm 0.01
957912		0.024	0.098	0.221	229	0.044	7.24	224	0.69
957924		0.051	0.059	0.472	48.0	0.105	21.8	31.3	1.97

Commentaire: Always send INVCC to Debra Chapman. RD 9/9/2022.
2023 price list

***** Voir la page d'annexe pour les commentaires en ce qui concerne ce certificat *****

ALS Canada Ltd.
2103 Dollarton Hwy
North Vancouver BC V7H 0A7
Téléphone: +1 604 984 0221 Télécopieur: +1 604 984 0218
www.alsglobal.com/geochemistry

À: FANCAMP EXPLORATION LTÉE
340, AVE VICTORIA
WESTMOUNT QC H3Z 2M8

Finalisée date: 16-JUIL-2024
Compte: FANCAM

Projet: Riley Brook

CERTIFICAT D'ANALYSE SD24184015

COMMENTAIRE DE CERTIFICAT

COMMENTAIRES ANALYTIQUES

Applique à la Méthode: L'analyses de l'or par cette m ode sont semi-quantitatif ause du peu d' antillon pes (0.5g).
ME-MS41L

ADRESSE DE LABORATOIRE

Applique à la Méthode: Trait ALS Vancouver, 2103 Dollarton Hwy, North Vancouver, BC, Canada.
FND-02 ME-MS41L

ALS Canada Ltd.
2103 Dollarton Hwy
North Vancouver BC V7H 0A7
Téléphone: +1 604 984 0221 Télécopieur: +1 604 984 0218
www.alsglobal.com/geochemistry

À: FANCAMP EXPLORATION LTÉE
340, AVE VICTORIA
WESTMOUNT QC H3Z 2M8

Finalisée date: 17-JUIL-2024
Compte: FANCAM

CERTIFICAT SD24184018

Projet: Riley Brook

Ce rapport s'applique à 2 échantillons de Sol soumis à notre laboratoire de Sudbury, ON, Canada le 9-JUIL-2024.

Les résultats sont transmis à:

FRANCOIS AUCLAIR	CHRISTOPHER GRONDIN	

PRÉPARATION ÉCHANTILLONS

CODE ALS	DESCRIPTION
FND-02	Local. · antillon pour analyse suppl.

PROCÉDURES ANALYTIQUES

CODE ALS	DESCRIPTION	INSTRUMENT
ME-MS41L	Super Trace Lowest DL AR by ICP-MS	

Ce rapport est final et remplace tout autre rapport préliminaire portant ce numéro de certificat.Les résultats s'appliquent aux échantillons soumis.Toutes les pages de ce rapport ont été vérifiées et approuvées avant publication.

***** Voir la page d'annexe pour les commentaires en ce qui concerne ce certificat *****

Commentaire: Always send INVCC to Debra Chapman. RD 9/9/2022.
2023 price list

Signature:
Saa Traxler, Director, North Vancouver Operations

ALS Canada Ltd.
2103 Dollarton Hwy
North Vancouver BC V7H 0A7
Téléphone: +1 604 984 0221 Télécopieur: +1 604 984 0218
www.alsglobal.com/geochemistry

À: FANCAMP EXPLORATION LTÉE
340, AVE VICTORIA
WESTMOUNT QC H3Z 2M8

Finalisée date: 17-JUIL-2024
Compte: FANCAM

Projet: Riley Brook

CERTIFICAT D'ANALYSE SD24184018

Description échantillon	Méthode élément unités LDI	ME-MS41L Au ppm 0.0002	ME-MS41L Ag ppm 0.001	ME-MS41L Al % 0.01	ME-MS41L As ppm 0.01	ME-MS41L B ppm 10	ME-MS41L Ba ppm 0.5	ME-MS41L Be ppm 0.01	ME-MS41L Bi ppm 0.0005	ME-MS41L Ca % 0.01	ME-MS41L Cd ppm 0.001	ME-MS41L Ce ppm 0.003	ME-MS41L Co ppm 0.001	ME-MS41L Cr ppm 0.01	ME-MS41L Cs ppm 0.005	ME-MS41L Cu ppm 0.01
957003		<0.0002	0.008	0.38	0.39	<10	27.6	0.20	0.0132	2.96	0.043	67.5	3.87	11.80	0.200	2.80
957136		<0.0002	0.009	0.39	0.47	<10	28.1	0.20	0.0176	2.57	0.041	56.0	3.91	11.40	0.252	2.91

Commentaire: Always send INVCC to Debra Chapman. RD 9/9/2022.
2023 price list

***** Voir la page d'annexe pour les commentaires en ce qui concerne ce certificat *****

ALS Canada Ltd.
2103 Dollarton Hwy
North Vancouver BC V7H 0A7
Téléphone: +1 604 984 0221 Télécopieur: +1 604 984 0218
www.alsglobal.com/geochemistry

À: FANCAMP EXPLORATION LTÉE
340, AVE VICTORIA
WESTMOUNT QC H3Z 2M8

Finalisée date: 17-JUIL-2024
Compte: FANCAM

Projet: Riley Brook

CERTIFICAT D'ANALYSE SD24184018

Description échantillon	Méthode élément unités LDI	ME-MS41L Fe % 0.001	ME-MS41L Ga ppm 0.004	ME-MS41L Ge ppm 0.005	ME-MS41L Hf ppm 0.002	ME-MS41L Hg ppm 0.004	ME-MS41L In ppm 0.005	ME-MS41L K % 0.01	ME-MS41L La ppm 0.002	ME-MS41L Li ppm 0.1	ME-MS41L Mg % 0.01	ME-MS41L Mn ppm 0.1	ME-MS41L Mo ppm 0.01	ME-MS41L Na % 0.001	ME-MS41L Nb ppm 0.002	ME-MS41L Ni ppm 0.04
957003		3.19	6.18	0.160	0.057	0.004	0.019	0.07	27.2	4.9	0.15	266	1.23	0.028	1.045	4.44
957136		2.49	4.97	0.127	0.039	<0.004	0.016	0.08	23.2	5.2	0.15	240	0.95	0.024	1.145	4.96

Commentaire: Always send INVCC to Debra Chapman. RD 9/9/2022.
2023 price list

***** Voir la page d'annexe pour les commentaires en ce qui concerne ce certificat *****

ALS Canada Ltd.
2103 Dollarton Hwy
North Vancouver BC V7H 0A7
Téléphone: +1 604 984 0221 Télécopieur: +1 604 984 0218
www.alsglobal.com/geochemistry

À: FANCAMP EXPLORATION LTÉE
340, AVE VICTORIA
WESTMOUNT QC H3Z 2M8

Finalisée date: 17-JUIL-2024
Compte: FANCAM

Projet: Riley Brook

CERTIFICAT D'ANALYSE SD24184018

Description échantillon	Méthode élément unités LDI	ME-MS41L P % 0.001	ME-MS41L Pb ppm 0.005	ME-MS41L Pd ppm 0.001	ME-MS41L Pt ppm 0.002	ME-MS41L Rb ppm 0.005	ME-MS41L Re ppm 0.0002	ME-MS41L S % 0.01	ME-MS41L Sb ppm 0.005	ME-MS41L Sc ppm 0.005	ME-MS41L Se ppm 0.003	ME-MS41L Sn ppm 0.01	ME-MS41L Sr ppm 0.01	ME-MS41L Ta ppm 0.005	ME-MS41L Te ppm 0.003	ME-MS41L Th ppm 0.002
957003		0.156	1.735	<0.001	<0.002	8.15	0.0002	0.01	0.010	2.15	0.036	1.00	48.3	0.005	0.003	3.84
957136		0.133	1.785	<0.001	<0.002	8.91	<0.0002	0.01	0.022	2.02	0.028	0.87	42.4	<0.005	<0.003	4.32

Commentaire: Always send INVCC to Debra Chapman. RD 9/9/2022.
2023 price list

***** Voir la page d'annexe pour les commentaires en ce qui concerne ce certificat *****

ALS Canada Ltd.
2103 Dollarton Hwy
North Vancouver BC V7H 0A7
Téléphone: +1 604 984 0221 Télécopieur: +1 604 984 0218
www.alsglobal.com/geochemistry

À: FANCAMP EXPLORATION LTÉE
340, AVE VICTORIA
WESTMOUNT QC H3Z 2M8

Finalisée date: 17-JUIL-2024
Compte: FANCAM

Projet: Riley Brook

CERTIFICAT D'ANALYSE SD24184018

Description échantillon	Méthode élément unités LDI	ME-MS41L Ti % 0.001	ME-MS41L Tl ppm 0.001	ME-MS41L U ppm 0.005	ME-MS41L V ppm 0.1	ME-MS41L W ppm 0.001	ME-MS41L Y ppm 0.003	ME-MS41L Zn ppm 0.1	ME-MS41L Zr ppm 0.01
957003		0.061	0.062	0.559	63.0	0.054	24.9	30.7	1.92
957136		0.059	0.065	0.519	48.8	0.056	21.9	31.2	1.67

Commentaire: Always send INVCC to Debra Chapman. RD 9/9/2022.
2023 price list

***** Voir la page d'annexe pour les commentaires en ce qui concerne ce certificat *****

ALS Canada Ltd.
2103 Dollarton Hwy
North Vancouver BC V7H 0A7
Téléphone: +1 604 984 0221 Télécopieur: +1 604 984 0218
www.alsglobal.com/geochemistry

À: FANCAMP EXPLORATION LTÉE
340, AVE VICTORIA
WESTMOUNT QC H3Z 2M8

Finalisée date: 17-JUIL-2024
Compte: FANCAM

Projet: Riley Brook

CERTIFICAT D'ANALYSE SD24184018

COMMENTAIRE DE CERTIFICAT

COMMENTAIRES ANALYTIQUES

Applique à la Méthode: L'analyses de l'or par cette m ode sont semi-quantitatif ause du peu d' antillon pes (0.5g).
ME-MS41L

ADRESSE DE LABORATOIRE

Applique à la Méthode: Trait ALS Vancouver, 2103 Dollarton Hwy, North Vancouver, BC, Canada.
FND-02 ME-MS41L

ALS Canada Ltd.
2103 Dollarton Hwy
North Vancouver BC V7H 0A7
Téléphone: +1 604 984 0221 Télécopieur: +1 604 984 0218
www.alsglobal.com/geochemistry

À: FANCAMP EXPLORATION LTÉE
340, AVE VICTORIA
WESTMOUNT QC H3Z 2M8

Finalisée date: 17-JUIL-2024
Compte: FANCAM

CERTIFICAT SD24184040

Projet: Riley Brook

Ce rapport s'applique à 77 échantillons de Sol soumis à notre laboratoire de Sudbury, ON, Canada le 9-JUIL-2024.

Les résultats sont transmis à:

FRANCOIS AUCLAIR	CHRISTOPHER GRONDIN	

PRÉPARATION ÉCHANTILLONS

CODE ALS	DESCRIPTION
FND-02	Local. · antillon pour analyse suppl.

PROCÉDURES ANALYTIQUES

CODE ALS	DESCRIPTION	INSTRUMENT
ME-MS41L	Super Trace Lowest DL AR by ICP-MS	

Ce rapport est final et remplace tout autre rapport préliminaire portant ce numéro de certificat.Les résultats s'appliquent aux échantillons soumis.Toutes les pages de ce rapport ont été vérifiées et approuvées avant publication.

***** Voir la page d'annexe pour les commentaires en ce qui concerne ce certificat *****

Commentaire: Always send INVCC to Debra Chapman. RD 9/9/2022.
2023 price list

Signature:
Saa Traxler, Director, North Vancouver Operations

ALS Canada Ltd.
2103 Dollarton Hwy
North Vancouver BC V7H 0A7
Téléphone: +1 604 984 0221 Télécopieur: +1 604 984 0218
www.alsglobal.com/geochemistry

À: FANCAMP EXPLORATION LTÉE
340, AVE VICTORIA
WESTMOUNT QC H3Z 2M8

Finalisée date: 17-JUIL-2024
Compte: FANCAM

Projet: Riley Brook

CERTIFICAT D'ANALYSE SD24184040

Description échantillon	Méthode élément unités LDI	ME-MS41L Au ppm 0.0002	ME-MS41L Ag ppm 0.001	ME-MS41L Al % 0.01	ME-MS41L As ppm 0.01	ME-MS41L B ppm 10	ME-MS41L Ba ppm 0.5	ME-MS41L Be ppm 0.01	ME-MS41L Bi ppm 0.0005	ME-MS41L Ca % 0.01	ME-MS41L Cd ppm 0.001	ME-MS41L Ce ppm 0.003	ME-MS41L Co ppm 0.001	ME-MS41L Cr ppm 0.01	ME-MS41L Cs ppm 0.005	ME-MS41L Cu ppm 0.01
957485		0.0003	0.026	4.34	5.97	<10	21.5	1.18	0.314	0.05	0.081	28.0	3.30	20.3	0.552	6.17
957680		0.0002	0.281	2.06	7.50	<10	103.5	0.33	0.205	0.27	0.267	15.90	11.50	85.9	2.76	16.60
957691		<0.0002	0.006	0.38	0.56	<10	28.2	0.19	0.0124	3.18	0.038	61.7	3.86	12.90	0.205	3.33
957692		<0.0002	0.054	0.88	6.22	<10	25.2	0.37	0.254	0.07	0.189	34.3	1.100	14.05	1.370	5.54
957693		0.0003	0.087	1.90	3.82	<10	36.6	0.59	0.1075	0.06	0.120	40.0	3.69	26.4	1.895	5.44
957697		0.0002	0.164	3.21	5.34	<10	55.9	0.73	0.1745	0.14	0.172	26.4	4.53	67.1	1.080	13.05
957720		0.0002	0.065	2.83	4.91	<10	59.6	0.68	0.1730	0.15	0.205	25.7	6.77	42.0	1.245	11.35
957721		<0.0002	0.038	4.16	5.35	<10	76.0	0.78	0.1160	0.18	0.127	31.8	13.00	66.5	2.04	15.40
957722		0.0002	0.079	4.47	5.73	<10	64.2	0.67	0.0945	0.18	0.162	22.8	12.40	72.7	2.05	15.75
957723		0.0002	0.157	3.54	4.29	<10	46.6	0.61	0.1345	0.07	0.119	27.2	8.51	65.0	2.67	15.80
957724		<0.0002	0.147	2.16	4.26	<10	59.8	0.39	0.1395	0.13	0.185	30.3	7.59	48.7	1.575	10.80
957725		0.0002	0.114	2.98	12.15	<10	35.3	0.52	0.0961	0.09	0.101	24.1	10.45	60.8	1.620	13.40
957726		<0.0002	0.091	2.41	5.70	<10	61.2	0.70	0.1530	0.42	0.237	42.9	13.20	79.4	2.65	15.55
957727		0.0004	0.055	2.46	6.97	<10	37.2	0.70	0.1250	0.42	0.112	44.9	14.65	86.5	3.21	19.80
957728		0.0002	0.069	2.81	5.60	<10	39.1	0.66	0.0914	0.14	0.111	29.4	8.88	56.1	2.35	11.65
957729		0.0003	0.091	3.63	5.20	<10	63.3	0.78	0.1425	0.07	0.279	27.7	8.74	62.7	2.68	12.40
957730		0.0004	0.222	2.92	6.84	<10	70.7	0.61	0.275	0.06	0.167	23.4	5.67	52.1	3.57	12.30
957731		0.0003	0.348	2.23	7.69	<10	64.0	0.53	0.270	0.10	0.171	22.0	7.09	46.4	5.96	11.45
957732		0.0003	0.197	1.79	5.73	<10	639	0.53	0.239	0.15	0.942	23.8	10.45	35.0	2.63	15.40
957733		0.0002	0.099	2.98	5.99	<10	48.8	0.62	0.1200	0.08	0.267	37.1	8.79	53.8	1.850	15.45
957734		0.0003	0.106	2.25	5.40	<10	66.9	0.41	0.1670	0.23	0.239	28.2	11.35	64.8	1.685	13.20
957735		0.0002	0.053	3.31	5.23	<10	39.3	0.47	0.1090	0.09	0.125	25.3	7.25	57.6	1.260	8.19
957736		0.0002	0.039	3.60	5.00	<10	31.7	0.50	0.0901	0.12	0.126	26.1	8.33	64.0	1.390	12.80
957737		0.0002	0.061	3.16	6.48	<10	32.0	0.60	0.0937	0.13	0.119	38.8	10.35	61.9	1.735	15.20
957738		0.0004	0.154	3.49	8.93	<10	51.2	0.80	0.1740	0.23	0.349	17.75	9.87	88.9	2.50	12.80
957739		<0.0002	0.132	4.79	5.89	<10	64.6	0.58	0.1160	0.15	0.199	25.9	11.65	90.7	5.60	18.25
957740		0.0025	0.374	2.92	10.85	<10	62.2	0.74	0.242	0.06	0.295	36.9	8.09	51.6	7.46	12.70
957741		0.0002	0.202	2.80	7.16	<10	55.4	0.79	0.1780	0.41	0.206	36.4	8.25	54.1	6.90	13.90
957742		0.0004	0.173	3.68	9.89	<10	72.0	1.08	0.214	0.08	0.390	45.7	8.12	64.3	3.58	17.55
957743		0.0002	0.274	4.23	6.78	<10	59.9	0.92	0.0983	0.16	0.638	31.5	9.19	76.4	2.61	15.00
957744		0.0003	0.066	3.91	7.94	<10	43.5	0.91	0.1290	0.05	0.193	32.7	8.59	66.2	3.07	12.65
957745		0.0004	0.213	3.27	16.00	<10	66.4	1.40	0.248	0.63	0.373	144.0	21.0	69.2	7.49	25.3
957746		<0.0002	0.067	4.11	7.10	<10	36.0	0.87	0.1040	0.10	0.177	36.7	13.00	79.4	2.68	24.0
957747		0.0013	0.074	4.67	6.51	<10	35.9	0.97	0.1075	0.10	0.186	38.4	13.70	83.6	2.98	24.1
957748		<0.0002	0.041	1.18	4.12	<10	18.0	0.61	0.1120	0.15	0.075	32.1	3.04	22.8	2.46	5.80
957749		0.0002	0.237	2.64	33.9	<10	98.9	2.27	0.1850	0.69	1.020	117.0	17.20	75.1	28.3	29.5
957750		0.0004	0.356	2.75	6.60	<10	53.2	1.19	0.1920	0.07	0.149	44.2	3.35	39.0	3.98	7.01
957763		<0.0002	0.144	3.83	6.15	<10	35.8	0.73	0.0844	0.14	0.129	29.4	14.30	77.1	2.74	24.2
957764		0.0003	0.154	2.71	6.80	<10	39.1	0.65	0.1500	0.20	0.114	34.0	9.09	46.1	2.38	13.50
957765		0.0003	0.347	4.03	4.51	<10	50.2	0.73	0.1180	0.15	0.189	24.7	7.09	60.6	3.20	12.55

Commentaire: Always send INVCC to Debra Chapman. RD 9/9/2022.
2023 price list

***** Voir la page d'annexe pour les commentaires en ce qui concerne ce certificat *****

ALS Canada Ltd.
2103 Dollarton Hwy
North Vancouver BC V7H 0A7
Téléphone: +1 604 984 0221 Télécopieur: +1 604 984 0218
www.alsglobal.com/geochemistry

À: FANCAMP EXPLORATION LTÉE
340, AVE VICTORIA
WESTMOUNT QC H3Z 2M8

Finalisée date: 17-JUIL-2024
Compte: FANCAM

Projet: Riley Brook

CERTIFICAT D'ANALYSE SD24184040

Description échantillon	Méthode élément unités LDI	ME-MS41L Fe % 0.001	ME-MS41L Ga ppm 0.004	ME-MS41L Ge ppm 0.005	ME-MS41L Hf ppm 0.002	ME-MS41L Hg ppm 0.004	ME-MS41L In ppm 0.005	ME-MS41L K % 0.01	ME-MS41L La ppm 0.002	ME-MS41L Li ppm 0.1	ME-MS41L Mg % 0.01	ME-MS41L Mn ppm 0.1	ME-MS41L Mo ppm 0.01	ME-MS41L Na % 0.001	ME-MS41L Nb ppm 0.002	ME-MS41L Ni ppm 0.04
957485		3.99	17.30	0.074	0.513	0.173	0.075	0.03	12.95	9.2	0.11	126.0	1.71	0.007	7.40	6.11
957680		5.52	15.05	0.058	0.098	0.142	0.031	0.07	7.73	10.8	0.50	929	0.72	0.005	2.83	30.9
957691		3.14	5.93	0.158	0.063	<0.004	0.018	0.07	24.7	4.8	0.15	269	2.26	0.029	0.862	5.44
957692		1.300	11.50	0.052	0.017	0.050	0.016	0.08	15.70	2.9	0.06	76.8	0.79	0.005	0.574	6.39
957693		1.650	6.21	0.053	0.028	0.094	0.021	0.05	18.55	14.9	0.16	192.0	0.54	0.005	0.816	12.20
957697		4.72	12.90	0.066	0.056	0.196	0.046	0.06	13.25	21.1	0.24	122.5	1.07	0.008	1.750	22.7
957720		2.83	9.87	0.049	0.064	0.124	0.037	0.04	10.65	16.5	0.39	608	0.39	0.006	1.860	21.5
957721		3.49	8.35	0.058	0.111	0.085	0.038	0.05	13.20	30.5	0.65	298	0.29	0.007	1.830	51.1
957722		3.71	7.96	0.049	0.074	0.136	0.034	0.05	9.27	28.3	0.69	270	0.32	0.007	1.785	50.6
957723		3.70	9.53	0.049	0.022	0.152	0.037	0.07	10.90	36.2	0.57	260	0.31	0.007	1.375	37.9
957724		2.79	8.48	0.052	0.015	0.122	0.024	0.05	13.85	15.2	0.40	528	0.21	0.005	0.977	21.9
957725		3.12	8.16	0.047	0.099	0.064	0.032	0.03	9.43	21.3	0.53	223	0.32	0.005	1.785	33.5
957726		3.18	8.40	0.071	0.020	0.078	0.030	0.07	16.15	24.6	0.91	1125	0.76	0.006	0.725	43.9
957727		3.44	8.19	0.080	0.033	0.057	0.032	0.06	18.85	28.4	0.96	677	0.46	0.006	0.965	49.0
957728		3.13	6.69	0.054	0.029	0.089	0.027	0.05	11.70	29.3	0.65	243	0.37	0.006	1.085	37.9
957729		3.60	8.30	0.051	0.046	0.122	0.038	0.05	11.55	33.3	0.49	530	0.38	0.006	1.565	29.2
957730		4.12	12.05	0.052	0.030	0.137	0.037	0.08	11.25	27.6	0.34	594	0.43	0.006	1.935	17.35
957731		5.18	12.10	0.058	0.042	0.111	0.035	0.10	9.51	17.1	0.33	720	0.53	0.006	1.725	17.75
957732		3.15	8.81	0.039	0.018	0.142	0.025	0.12	8.34	20.6	0.29	11750	0.61	0.009	0.718	21.7
957733		3.12	6.58	0.049	0.046	0.090	0.029	0.04	11.55	25.8	0.62	545	0.35	0.005	1.275	35.4
957734		3.36	10.85	0.054	0.081	0.078	0.029	0.05	12.00	17.5	0.60	683	0.40	0.006	1.745	30.0
957735		4.05	9.17	0.055	0.042	0.101	0.036	0.04	12.05	28.3	0.44	228	0.36	0.003	1.540	30.1
957736		3.52	7.34	0.052	0.080	0.116	0.031	0.03	11.25	23.5	0.51	224	0.42	0.005	1.880	32.3
957737		3.35	6.15	0.056	0.069	0.090	0.031	0.04	11.70	27.8	0.69	260	0.50	0.005	1.480	42.3
957738		7.48	13.20	0.066	0.115	0.184	0.058	0.04	7.33	17.0	0.34	380	0.67	0.007	2.97	20.1
957739		4.41	10.10	0.059	0.058	0.184	0.036	0.04	9.95	25.0	0.75	386	0.67	0.007	1.535	34.3
957740		4.76	10.15	0.067	0.024	0.191	0.040	0.06	13.00	34.5	0.30	1445	0.77	0.005	2.33	17.85
957741		4.56	11.25	0.064	0.021	0.142	0.046	0.07	14.25	32.9	0.39	419	0.77	0.008	1.150	20.6
957742		5.18	9.48	0.073	0.090	0.188	0.048	0.08	20.1	38.8	0.45	316	0.73	0.005	0.856	30.7
957743		3.83	7.09	0.055	0.113	0.144	0.040	0.03	15.55	19.6	0.42	177.5	0.60	0.007	1.135	33.6
957744		4.32	8.86	0.046	0.076	0.141	0.051	0.03	12.65	31.9	0.43	327	0.62	0.005	1.590	25.8
957745		5.18	9.34	0.075	0.026	0.085	0.063	0.08	23.7	37.4	1.10	1745	0.93	0.007	1.055	56.2
957746		3.98	7.38	0.049	0.134	0.097	0.046	0.03	11.60	28.1	0.89	562	0.96	0.005	2.05	48.6
957747		4.32	7.89	0.053	0.136	0.104	0.048	0.03	11.60	29.1	0.88	536	1.08	0.005	2.12	48.2
957748		2.18	6.29	0.039	0.016	0.028	0.022	0.05	13.00	11.4	0.17	99.8	0.48	0.004	0.734	10.80
957749		3.85	8.26	0.308	0.063	0.075	0.047	0.11	95.7	37.3	0.73	2530	1.12	0.008	0.851	43.9
957750		6.76	11.00	0.070	0.046	0.200	0.059	0.06	20.7	31.4	0.19	230	0.49	0.004	1.515	12.45
957763		3.56	7.55	0.044	0.173	0.125	0.037	0.03	10.15	23.4	1.00	345	0.41	0.005	2.28	48.4
957764		3.25	7.28	0.040	0.043	0.098	0.032	0.05	11.85	21.5	0.57	325	0.38	0.005	1.510	32.4
957765		3.76	8.10	0.037	0.047	0.189	0.042	0.05	9.58	33.3	0.33	301	0.35	0.007	1.880	20.8

Commentaire: Always send INVCC to Debra Chapman. RD 9/9/2022.
2023 price list

***** Voir la page d'annexe pour les commentaires en ce qui concerne ce certificat *****

ALS Canada Ltd.
2103 Dollarton Hwy
North Vancouver BC V7H 0A7
Téléphone: +1 604 984 0221 Télécopieur: +1 604 984 0218
www.alsglobal.com/geochemistry

À: FANCAMP EXPLORATION LTÉE
340, AVE VICTORIA
WESTMOUNT QC H3Z 2M8

Finalisée date: 17-JUIL-2024
Compte: FANCAM

Projet: Riley Brook

CERTIFICAT D'ANALYSE SD24184040

Description échantillon	Méthode élément unités LDI	ME-MS41L P % 0.001	ME-MS41L Pb ppm 0.005	ME-MS41L Pd ppm 0.001	ME-MS41L Pt ppm 0.002	ME-MS41L Rb ppm 0.005	ME-MS41L Re ppm 0.0002	ME-MS41L S % 0.01	ME-MS41L Sb ppm 0.005	ME-MS41L Sc ppm 0.005	ME-MS41L Se ppm 0.003	ME-MS41L Sn ppm 0.01	ME-MS41L Sr ppm 0.01	ME-MS41L Ta ppm 0.005	ME-MS41L Te ppm 0.003	ME-MS41L Th ppm 0.002
957485		0.110	13.50	<0.001	<0.002	6.27	0.0002	0.07	0.498	5.22	0.644	3.50	3.48	0.046	0.014	3.70
957680		0.183	12.60	<0.001	<0.002	24.5	0.0002	0.04	0.649	4.94	0.554	1.70	13.10	<0.005	0.030	1.835
957691		0.154	1.675	<0.001	<0.002	7.67	0.0005	0.01	0.020	2.07	0.030	0.98	51.9	<0.005	<0.003	2.95
957692		0.039	9.44	<0.001	<0.002	26.6	0.0002	0.02	0.541	0.948	0.212	1.50	2.89	<0.005	0.012	0.583
957693		0.051	7.08	<0.001	<0.002	21.7	<0.0002	0.02	0.204	1.795	0.302	0.83	4.17	<0.005	0.006	1.365
957697		0.091	9.91	<0.001	<0.002	13.20	0.0003	0.06	0.276	4.24	0.747	1.23	6.37	0.006	0.017	1.385
957720		0.134	9.62	<0.001	<0.002	9.14	<0.0002	0.03	0.305	4.11	0.468	1.45	7.49	0.017	0.013	1.575
957721		0.067	8.04	<0.001	<0.002	15.80	<0.0002	0.03	0.252	5.83	0.381	0.79	9.82	0.010	0.012	2.85
957722		0.079	7.53	<0.001	<0.002	13.35	0.0003	0.03	0.276	5.22	0.602	0.69	10.55	0.007	0.011	2.04
957723		0.064	7.60	<0.001	<0.002	17.45	<0.0002	0.04	0.253	4.09	0.504	0.97	4.84	<0.005	0.013	1.430
957724		0.122	7.81	<0.001	<0.002	15.50	<0.0002	0.02	0.269	3.16	0.424	0.95	6.03	<0.005	0.015	1.125
957725		0.045	7.79	<0.001	<0.002	11.25	<0.0002	0.03	0.849	5.10	0.354	0.87	5.84	0.021	0.009	2.46
957726		0.070	15.15	<0.001	<0.002	20.9	0.0004	0.05	0.322	5.12	0.288	0.93	16.35	<0.005	0.019	0.583
957727		0.063	10.80	<0.001	<0.002	13.60	0.0002	0.02	0.324	6.83	0.264	0.74	15.30	<0.005	0.014	1.170
957728		0.051	6.76	<0.001	<0.002	15.65	0.0003	0.02	0.281	3.30	0.353	0.61	6.70	<0.005	0.013	1.465
957729		0.077	8.15	<0.001	<0.002	20.6	0.0002	0.04	0.303	4.86	0.566	0.91	4.34	0.009	0.021	2.13
957730		0.127	13.65	<0.001	<0.002	22.1	<0.0002	0.03	0.345	4.53	0.525	1.63	3.69	<0.005	0.032	1.460
957731		0.176	17.60	<0.001	<0.002	25.6	<0.0002	0.05	0.299	3.34	0.569	1.36	5.68	<0.005	0.036	0.997
957732		0.151	28.1	<0.001	<0.002	42.3	0.0002	0.07	0.330	1.705	0.523	1.32	9.47	<0.005	0.032	0.366
957733		0.088	10.50	<0.001	<0.002	16.20	<0.0002	0.03	0.377	3.88	0.461	0.73	4.99	0.013	0.017	1.690
957734		0.112	15.20	<0.001	<0.002	13.85	<0.0002	0.03	0.307	4.34	0.398	1.29	8.02	<0.005	0.015	1.660
957735		0.086	8.64	<0.001	<0.002	14.85	<0.0002	0.03	0.273	3.78	0.551	0.77	4.73	0.008	0.012	1.765
957736		0.061	6.87	<0.001	<0.002	9.39	<0.0002	0.04	0.250	4.49	0.526	0.69	6.13	0.018	0.012	1.665
957737		0.043	8.84	<0.001	<0.002	11.65	<0.0002	0.03	0.320	4.04	0.413	0.56	6.31	0.005	0.012	1.975
957738		0.109	13.35	<0.001	<0.002	10.45	0.0002	0.10	0.394	4.38	0.866	1.36	8.57	0.012	0.022	0.831
957739		0.098	7.01	<0.001	<0.002	11.30	0.0002	0.07	0.327	5.40	0.950	0.88	7.82	0.007	0.017	0.675
957740		0.128	9.51	<0.001	<0.002	24.4	<0.0002	0.06	0.350	3.01	0.697	1.32	4.06	<0.005	0.032	0.787
957741		0.103	10.15	<0.001	<0.002	20.8	0.0009	0.08	0.335	2.89	0.549	1.30	20.1	<0.005	0.022	0.345
957742		0.110	12.65	<0.001	<0.002	23.5	0.0003	0.06	0.367	3.45	0.801	0.94	4.41	<0.005	0.030	2.12
957743		0.107	7.07	<0.001	<0.002	9.96	0.0002	0.08	0.246	2.92	0.878	0.51	7.77	0.016	0.013	0.610
957744		0.070	10.45	0.001	<0.002	11.25	0.0002	0.05	0.409	4.25	0.742	0.94	3.85	0.011	0.015	1.570
957745		0.093	36.7	<0.001	<0.002	19.15	0.0006	0.06	0.519	2.93	0.543	0.89	18.60	<0.005	0.029	0.801
957746		0.058	10.25	0.001	<0.002	10.20	0.0002	0.04	0.327	4.55	0.586	0.74	7.17	0.020	0.012	0.948
957747		0.066	9.74	<0.001	<0.002	10.80	0.0002	0.05	0.328	5.29	0.655	0.78	7.00	0.022	0.013	0.941
957748		0.038	8.67	<0.001	<0.002	21.1	<0.0002	0.02	0.269	1.200	0.125	0.61	7.15	<0.005	0.008	0.503
957749		0.092	28.7	<0.001	<0.002	28.9	0.0006	0.04	0.738	5.10	0.655	0.79	25.3	<0.005	0.020	1.370
957750		0.205	13.80	0.002	<0.002	21.2	0.0002	0.06	0.370	1.600	1.085	1.21	3.92	<0.005	0.028	0.905
957763		0.053	7.83	<0.001	<0.002	10.60	0.0002	0.02	0.265	6.49	0.495	0.78	8.66	0.030	0.013	2.53
957764		0.080	8.81	0.001	<0.002	15.35	0.0003	0.02	0.275	2.89	0.392	0.80	8.15	0.009	0.012	0.869
957765		0.132	7.30	<0.001	<0.002	16.70	<0.0002	0.06	0.267	3.26	0.758	0.93	10.05	0.018	0.011	0.859

Commentaire: Always send INVCC to Debra Chapman. RD 9/9/2022.
2023 price list

***** Voir la page d'annexe pour les commentaires en ce qui concerne ce certificat *****

ALS Canada Ltd.
2103 Dollarton Hwy
North Vancouver BC V7H 0A7
Téléphone: +1 604 984 0221 Télécopieur: +1 604 984 0218
www.alsglobal.com/geochemistry

À: FANCAMP EXPLORATION LTÉE
340, AVE VICTORIA
WESTMOUNT QC H3Z 2M8

Finalisée date: 17-JUIL-2024
Compte: FANCAM

Projet: Riley Brook

CERTIFICAT D'ANALYSE SD24184040

Description échantillon	Méthode élément unités LDI	ME-MS41L Ti % 0.001	ME-MS41L Tl ppm 0.001	ME-MS41L U ppm 0.005	ME-MS41L V ppm 0.1	ME-MS41L W ppm 0.001	ME-MS41L Y ppm 0.003	ME-MS41L Zn ppm 0.1	ME-MS41L Zr ppm 0.01
957485		0.185	0.079	0.697	53.3	0.170	7.09	39.9	17.95
957680		0.401	0.212	0.536	141.0	0.078	4.25	63.3	5.12
957691		0.057	0.058	0.549	59.8	0.070	24.5	30.8	1.99
957692		0.030	0.221	0.445	24.0	0.040	3.54	30.6	0.74
957693		0.027	0.213	0.550	25.0	0.051	4.24	70.4	0.82
957697		0.106	0.119	0.830	72.2	0.043	5.87	54.7	2.78
957720		0.107	0.098	0.501	51.9	0.067	4.52	82.1	1.85
957721		0.109	0.125	0.587	56.3	0.074	6.19	108.0	5.00
957722		0.117	0.124	0.549	60.8	0.072	4.88	83.1	2.97
957723		0.058	0.165	0.715	53.8	0.044	4.19	72.1	0.92
957724		0.070	0.119	0.459	54.7	0.047	4.13	51.2	0.82
957725		0.144	0.347	0.534	61.3	0.075	4.08	39.0	4.41
957726		0.098	0.104	0.633	62.5	0.048	12.35	72.0	0.97
957727		0.131	0.093	0.677	68.7	0.053	17.40	55.6	1.83
957728		0.078	0.116	0.600	46.6	0.056	4.53	62.2	1.26
957729		0.072	0.192	0.693	57.7	0.077	5.09	98.8	1.78
957730		0.099	0.252	0.743	75.4	0.077	4.90	68.5	1.41
957731		0.130	0.189	0.730	90.1	0.061	4.89	57.7	2.27
957732		0.066	0.243	0.587	51.4	0.062	3.54	121.0	0.72
957733		0.090	0.125	0.621	46.7	0.078	4.43	69.0	2.12
957734		0.199	0.139	0.476	80.8	0.040	5.14	55.3	4.22
957735		0.087	0.136	0.583	56.8	0.055	3.66	71.2	1.59
957736		0.141	0.096	0.538	61.0	0.058	4.58	56.1	3.82
957737		0.113	0.096	0.594	48.7	0.062	4.95	56.0	3.24
957738		0.222	0.110	0.574	115.5	0.066	4.60	66.9	4.85
957739		0.138	0.122	0.625	78.0	0.100	5.18	84.3	2.47
957740		0.098	0.204	0.807	60.3	0.182	7.55	103.5	1.02
957741		0.087	0.152	0.687	77.5	0.060	6.62	69.6	0.87
957742		0.017	0.216	0.701	52.4	0.069	4.84	103.0	2.46
957743		0.053	0.110	0.548	38.9	0.089	7.55	88.6	3.30
957744		0.058	0.198	0.660	63.5	0.106	4.17	78.8	2.63
957745		0.055	0.140	0.941	53.6	0.108	12.95	141.0	1.08
957746		0.163	0.111	0.695	59.2	0.093	7.91	78.8	5.47
957747		0.175	0.112	0.712	61.0	0.101	8.84	82.4	5.71
957748		0.037	0.081	0.456	35.4	0.046	3.62	31.0	0.71
957749		0.042	0.198	5.17	51.4	0.072	103.0	164.0	1.96
957750		0.020	0.203	0.838	50.9	0.131	5.60	65.6	1.24
957763		0.223	0.105	0.590	70.0	0.106	6.52	57.1	7.44
957764		0.109	0.104	0.566	51.3	0.080	5.19	46.8	1.91
957765		0.081	0.154	0.589	50.9	0.084	3.69	54.6	1.79

Commentaire: Always send INVCC to Debra Chapman. RD 9/9/2022.
2023 price list

***** Voir la page d'annexe pour les commentaires en ce qui concerne ce certificat *****

ALS Canada Ltd.
2103 Dollarton Hwy
North Vancouver BC V7H 0A7
Téléphone: +1 604 984 0221 Télécopieur: +1 604 984 0218
www.alsglobal.com/geochemistry

À: FANCAMP EXPLORATION LTÉE
340, AVE VICTORIA
WESTMOUNT QC H3Z 2M8

Finalisée date: 17-JUIL-2024
Compte: FANCAM

Projet: Riley Brook

CERTIFICAT D'ANALYSE SD24184040

Description échantillon	Méthode élément unités LDI	ME-MS41L Au ppm 0.0002	ME-MS41L Ag ppm 0.001	ME-MS41L Al % 0.01	ME-MS41L As ppm 0.01	ME-MS41L B ppm 10	ME-MS41L Ba ppm 0.5	ME-MS41L Be ppm 0.01	ME-MS41L Bi ppm 0.0005	ME-MS41L Ca % 0.01	ME-MS41L Cd ppm 0.001	ME-MS41L Ce ppm 0.003	ME-MS41L Co ppm 0.001	ME-MS41L Cr ppm 0.01	ME-MS41L Cs ppm 0.005	ME-MS41L Cu ppm 0.01
957766		0.0012	0.032	3.32	13.95	<10	57.9	1.52	0.1485	0.30	0.125	91.7	21.9	91.5	3.85	23.9
957767		0.0004	0.124	4.61	5.30	<10	56.4	0.74	0.0963	0.12	0.166	25.2	11.55	73.7	2.27	14.85
957768		0.0002	0.355	4.27	5.00	<10	58.5	0.82	0.1830	0.11	0.212	21.6	8.26	76.2	3.11	14.85
957772		0.0005	0.094	4.43	25.3	<10	78.6	2.97	0.229	0.52	0.304	177.0	31.6	101.5	33.0	34.0
957773		0.0003	0.167	6.27	3.69	<10	22.1	0.91	0.0705	0.11	0.194	21.5	5.13	88.7	1.620	14.10
957775		0.0003	0.030	2.26	4.41	<10	41.0	0.62	0.0862	0.32	0.141	59.3	10.55	53.6	2.90	13.55
957778		0.0003	0.136	3.88	65.3	<10	73.6	2.28	0.211	0.47	0.329	128.0	21.2	93.6	37.0	20.2
957779		0.0002	0.128	2.50	8.53	<10	34.2	0.56	0.1850	0.12	0.113	26.5	4.91	61.9	5.56	10.90
957780		0.0004	0.288	4.94	11.05	<10	25.5	1.50	0.0874	0.14	0.169	43.0	6.41	83.7	5.13	19.75
957781		0.0002	0.258	3.43	9.75	<10	47.2	1.58	0.1885	0.11	0.137	46.0	5.37	37.6	3.27	8.73
957795		0.0002	0.089	3.35	5.94	<10	48.6	0.57	0.0944	0.06	0.228	31.3	8.33	56.2	1.680	12.70
957801		0.0005	0.086	2.78	8.15	<10	26.7	0.97	0.1945	0.06	0.151	33.6	3.87	59.8	1.980	8.66
957803		0.0003	0.058	2.14	5.51	<10	117.0	0.70	0.1590	0.06	0.126	53.9	6.13	46.3	2.95	16.60
957804		0.0002	0.107	2.25	7.62	<10	71.3	0.69	0.1470	0.07	0.487	29.2	4.18	49.3	1.270	11.40
957806		0.0003	0.054	3.96	5.36	<10	35.5	2.01	0.315	0.03	0.253	55.0	4.14	32.5	3.79	7.40
957807		0.0003	0.043	4.59	5.29	<10	20.5	1.60	0.1330	0.05	0.118	81.2	3.84	34.0	1.420	8.42
957808		0.0005	0.023	3.34	5.43	<10	15.5	0.98	0.1305	0.02	0.091	29.0	2.47	29.8	1.660	6.47
957811		0.0003	0.033	2.38	3.37	<10	136.0	0.73	0.1400	0.29	0.074	64.4	13.05	77.8	2.40	29.8
957812		0.0004	0.025	1.94	3.08	<10	44.4	0.56	0.0969	0.04	0.061	30.8	5.68	45.8	1.845	12.75
957813		<0.0002	0.021	1.60	2.27	<10	63.5	0.26	0.1010	0.05	0.070	18.75	6.89	33.9	1.145	7.73
957817		0.0004	0.130	4.72	6.64	<10	49.9	0.90	0.1430	0.10	0.447	31.3	8.02	51.2	2.27	11.90
957818		<0.0002	0.086	2.90	8.37	<10	44.6	0.78	0.1260	0.70	0.155	39.0	14.40	103.0	5.52	26.7
957819		0.0005	0.071	3.52	6.77	<10	20.7	1.12	0.1275	0.08	0.116	35.9	9.30	49.3	4.28	16.25
957820		NSS	NSS	NSS	NSS	NSS	NSS	NSS	NSS	NSS	NSS	NSS	NSS	NSS	NSS	NSS
957821		<0.0002	0.100	3.76	5.02	<10	18.8	0.55	0.0929	0.13	0.102	22.2	5.98	76.9	1.875	11.80
957823		<0.0002	0.017	2.24	10.00	<10	19.2	0.22	0.1760	0.07	0.106	19.40	3.40	57.5	0.371	7.14
957824		0.0003	0.112	2.51	6.44	<10	37.9	0.52	0.1250	0.12	0.119	31.8	9.33	68.7	2.14	15.15
957825		<0.0002	0.067	3.79	5.93	<10	64.7	0.61	0.0963	0.11	0.205	24.2	10.55	62.6	1.885	16.40
957826		0.0002	0.135	3.12	5.47	<10	33.0	0.49	0.1390	0.08	0.187	17.05	5.13	65.3	1.610	8.12
957827		0.0003	0.185	5.01	5.68	<10	62.0	0.78	0.0934	0.22	0.337	17.25	7.85	90.6	1.835	11.60
957828		<0.0002	0.126	2.94	5.05	<10	48.2	0.58	0.1700	0.12	0.139	22.6	6.43	70.8	2.34	11.15
957829		NSS	NSS	NSS	NSS	NSS	NSS	NSS	NSS	NSS	NSS	NSS	NSS	NSS	NSS	NSS
957830		<0.0002	0.084	2.98	4.11	<10	35.4	0.44	0.0899	0.11	0.146	20.3	6.20	87.3	1.225	10.60
957831		0.0003	0.051	3.15	5.03	<10	55.1	0.56	0.0872	0.13	0.142	26.5	12.35	96.9	1.850	16.75
957832		0.0002	0.036	3.52	5.44	<10	47.9	0.62	0.0877	0.14	0.092	29.7	13.80	91.1	2.26	18.60
957833		<0.0002	0.045	4.25	3.95	<10	46.3	0.53	0.0661	0.21	0.165	18.55	14.15	97.9	2.43	17.25
957834		<0.0002	0.007	0.52	0.41	<10	22.7	0.19	0.0127	1.63	0.045	49.9	3.55	12.95	0.337	4.17

Commentaire: Always send INVCC to Debra Chapman. RD 9/9/2022.
2023 price list

***** Voir la page d'annexe pour les commentaires en ce qui concerne ce certificat *****

ALS Canada Ltd.
2103 Dollarton Hwy
North Vancouver BC V7H 0A7
Téléphone: +1 604 984 0221 Télécopieur: +1 604 984 0218
www.alsglobal.com/geochemistry

À: FANCAMP EXPLORATION LTÉE
340, AVE VICTORIA
WESTMOUNT QC H3Z 2M8

Finalisée date: 17-JUIL-2024
Compte: FANCAM

Projet: Riley Brook

CERTIFICAT D'ANALYSE SD24184040

Description échantillon	Méthode élément unités LDI	ME-MS41L Fe % 0.001	ME-MS41L Ga ppm 0.004	ME-MS41L Ge ppm 0.005	ME-MS41L Hf ppm 0.002	ME-MS41L Hg ppm 0.004	ME-MS41L In ppm 0.005	ME-MS41L K % 0.01	ME-MS41L La ppm 0.002	ME-MS41L Li ppm 0.1	ME-MS41L Mg % 0.01	ME-MS41L Mn ppm 0.1	ME-MS41L Mo ppm 0.01	ME-MS41L Na % 0.001	ME-MS41L Nb ppm 0.002	ME-MS41L Ni ppm 0.04
957766		4.36	11.65	0.156	0.076	0.055	0.046	0.06	40.7	31.5	1.34	1205	0.87	0.008	0.853	57.4
957767		4.19	8.43	0.039	0.127	0.132	0.047	0.03	9.33	34.1	0.67	290	0.37	0.007	2.15	46.4
957768		6.69	12.75	0.048	0.057	0.170	0.050	0.06	10.10	32.9	0.43	370	0.40	0.007	2.03	24.2
957772		5.47	13.10	0.246	0.155	0.083	0.055	0.16	82.1	42.5	1.42	3240	1.36	0.008	0.943	75.8
957773		5.24	9.48	0.058	0.290	0.234	0.062	0.02	8.96	15.0	0.24	144.0	0.68	0.005	2.40	18.25
957775		2.57	6.21	0.066	0.040	0.039	0.030	0.05	18.10	18.9	0.83	567	0.32	0.006	0.592	38.7
957778		4.80	11.70	0.188	0.033	0.091	0.053	0.09	44.0	76.6	0.95	2220	1.08	0.011	1.155	49.9
957779		5.84	17.80	0.050	0.128	0.096	0.049	0.05	10.75	21.6	0.31	210	0.81	0.007	3.66	14.25
957780		5.60	8.36	0.073	0.311	0.180	0.079	0.03	17.70	25.5	0.33	243	1.10	0.008	3.33	19.80
957781		6.70	13.60	0.073	0.070	0.147	0.067	0.05	17.50	26.4	0.22	232	1.48	0.008	1.680	15.05
957795		3.99	7.06	0.042	0.020	0.124	0.040	0.05	11.20	32.0	0.58	227	0.61	0.005	1.050	37.3
957801		6.13	15.95	0.064	0.051	0.164	0.044	0.05	15.65	11.8	0.18	349	0.45	0.007	1.485	12.30
957803		4.24	8.28	0.069	0.026	0.049	0.032	0.11	24.2	25.3	0.42	249	0.66	0.006	0.822	32.5
957804		5.18	9.73	0.052	0.027	0.132	0.052	0.04	12.75	19.2	0.18	292	0.48	0.008	1.585	12.80
957806		3.99	10.50	0.070	0.216	0.202	0.062	0.06	21.8	36.4	0.22	198.5	0.43	0.005	1.270	15.30
957807		2.67	8.29	0.084	0.180	0.259	0.050	0.04	29.8	20.8	0.29	238	0.73	0.006	1.425	17.05
957808		2.40	8.26	0.048	0.177	0.207	0.051	0.04	14.40	24.4	0.15	86.1	0.46	0.004	1.225	12.30
957811		3.50	8.37	0.065	0.021	0.033	0.021	0.09	20.6	23.5	0.88	641	0.40	0.008	0.592	55.1
957812		2.64	6.08	0.032	0.060	0.048	0.025	0.09	8.39	20.2	0.44	140.5	0.22	0.006	0.846	37.2
957813		1.600	6.59	0.030	0.009	0.023	0.014	0.07	8.34	15.8	0.36	278	0.16	0.006	0.568	23.7
957817		4.33	8.09	0.047	0.199	0.290	0.070	0.04	10.55	26.5	0.37	445	0.80	0.007	2.87	25.8
957818		3.74	9.87	0.090	0.063	0.063	0.037	0.05	23.4	28.9	0.94	983	0.93	0.011	1.170	42.2
957819		4.48	7.59	0.049	0.119	0.086	0.051	0.03	10.50	34.9	0.44	305	0.95	0.006	3.42	26.6
957820		NSS	NSS	NSS	NSS	NSS	NSS	NSS	NSS	NSS	NSS	NSS	NSS	NSS	NSS	NSS
957821		5.59	9.86	0.046	0.175	0.121	0.047	0.02	7.83	28.3	0.31	137.5	0.55	0.008	2.64	17.80
957823		6.12	17.15	0.060	0.142	0.096	0.033	0.01	9.20	11.6	0.16	87.8	0.57	0.004	2.98	9.17
957824		3.56	9.69	0.061	0.060	0.098	0.035	0.04	13.35	21.7	0.71	271	0.43	0.002	1.870	37.6
957825		2.98	7.12	0.044	0.057	0.114	0.030	0.03	9.49	26.0	0.65	378	0.43	0.002	1.785	42.4
957826		5.35	12.60	0.055	0.063	0.180	0.047	0.03	7.61	20.2	0.30	233	0.41	0.003	2.66	18.15
957827		5.41	9.25	0.057	0.102	0.226	0.054	0.03	6.23	22.4	0.37	231	0.51	0.004	2.25	28.9
957828		5.07	13.90	0.057	0.045	0.108	0.049	0.04	9.22	22.4	0.37	323	0.46	0.005	2.16	25.3
957829		NSS	NSS	NSS	NSS	NSS	NSS	NSS	NSS	NSS	NSS	NSS	NSS	NSS	NSS	NSS
957830		3.46	7.82	0.046	0.034	0.140	0.028	0.03	8.19	22.7	0.41	256	0.31	0.002	1.525	26.6
957831		3.25	7.93	0.049	0.048	0.081	0.030	0.03	10.85	24.3	0.73	611	0.29	0.003	1.475	51.7
957832		3.47	7.70	0.058	0.086	0.083	0.035	0.04	12.95	25.8	0.99	290	0.47	0.003	1.765	57.3
957833		3.15	7.03	0.048	0.141	0.117	0.030	0.02	7.41	24.0	0.71	230	0.34	0.005	1.960	54.5
957834		1.960	4.09	0.100	0.037	0.005	0.014	0.06	20.9	5.8	0.18	209	0.64	0.015	0.931	7.32

Commentaire: Always send INVCC to Debra Chapman. RD 9/9/2022.
2023 price list

***** Voir la page d'annexe pour les commentaires en ce qui concerne ce certificat *****

ALS Canada Ltd.
2103 Dollarton Hwy
North Vancouver BC V7H 0A7
Téléphone: +1 604 984 0221 Télécopieur: +1 604 984 0218
www.alsglobal.com/geochemistry

À: FANCAMP EXPLORATION LTÉE
340, AVE VICTORIA
WESTMOUNT QC H3Z 2M8

Finalisée date: 17-JUIL-2024
Compte: FANCAM

Projet: Riley Brook

CERTIFICAT D'ANALYSE SD24184040

Description échantillon	Méthode élément unités LDI	ME-MS41L P % 0.001	ME-MS41L Pb ppm 0.005	ME-MS41L Pd ppm 0.001	ME-MS41L Pt ppm 0.002	ME-MS41L Rb ppm 0.005	ME-MS41L Re ppm 0.0002	ME-MS41L S % 0.01	ME-MS41L Sb ppm 0.005	ME-MS41L Sc ppm 0.005	ME-MS41L Se ppm 0.003	ME-MS41L Sn ppm 0.01	ME-MS41L Sr ppm 0.01	ME-MS41L Ta ppm 0.005	ME-MS41L Te ppm 0.003	ME-MS41L Th ppm 0.002
957766		0.043	16.35	<0.001	<0.002	18.60	0.0003	0.01	0.447	11.35	0.305	0.98	14.65	<0.005	0.015	2.71
957767		0.094	7.27	<0.001	<0.002	12.40	<0.0002	0.04	0.247	5.45	0.671	0.79	7.18	0.029	0.011	2.13
957768		0.184	9.77	0.001	<0.002	17.15	<0.0002	0.05	0.199	4.00	0.897	1.09	6.12	0.015	0.022	1.405
957772		0.083	37.4	<0.001	<0.002	35.5	0.0005	0.03	0.853	19.25	0.489	1.04	29.0	<0.005	0.022	2.54
957773		0.088	5.02	<0.001	<0.002	4.35	<0.0002	0.08	0.168	8.39	1.200	0.71	5.49	0.060	0.008	1.070
957775		0.048	10.85	0.001	<0.002	9.92	<0.0002	0.01	0.239	4.26	0.199	0.45	10.05	<0.005	0.009	1.160
957778		0.091	26.7	<0.001	<0.002	28.7	0.0005	0.05	0.560	7.83	0.944	1.13	21.3	<0.005	0.021	0.942
957779		0.069	12.50	<0.001	<0.002	15.05	<0.0002	0.04	0.264	3.74	0.465	1.60	6.61	<0.005	0.013	1.790
957780		0.094	8.41	0.001	<0.002	8.15	<0.0002	0.09	0.250	7.39	1.140	0.84	7.86	0.024	0.011	1.055
957781		0.140	15.20	0.002	<0.002	19.60	<0.0002	0.07	0.316	1.915	0.808	1.19	6.68	0.005	0.016	0.701
957795		0.077	9.39	<0.001	<0.002	14.05	0.0002	0.03	0.215	2.66	0.538	0.54	4.10	0.005	0.012	0.967
957801		0.112	11.20	<0.001	<0.002	30.1	<0.0002	0.06	0.293	2.26	0.774	1.24	3.21	<0.005	0.017	0.746
957803		0.078	9.61	0.001	<0.002	37.9	<0.0002	0.02	0.200	2.07	0.246	0.75	4.28	<0.005	0.017	1.595
957804		0.072	14.35	<0.001	<0.002	19.45	<0.0002	0.05	0.268	1.725	0.737	0.95	4.38	0.006	0.015	0.784
957806		0.079	15.30	0.002	<0.002	26.1	<0.0002	0.05	0.432	2.35	1.100	1.56	2.10	0.019	0.021	3.37
957807		0.133	19.85	<0.001	<0.002	11.85	0.0002	0.06	0.350	2.61	1.310	0.78	2.56	0.026	0.017	2.37
957808		0.061	10.80	<0.001	<0.002	16.70	<0.0002	0.04	0.356	2.27	0.769	1.32	1.47	0.021	0.012	2.93
957811		0.044	11.80	<0.001	<0.002	22.1	0.0006	0.01	0.141	5.12	0.188	0.78	13.75	<0.005	0.014	1.425
957812		0.025	7.38	0.001	<0.002	13.35	<0.0002	0.01	0.138	2.70	0.202	0.56	3.08	<0.005	0.011	2.88
957813		0.026	5.61	<0.001	<0.002	19.70	<0.0002	<0.01	0.121	1.860	0.115	0.67	3.92	<0.005	0.004	0.740
957817		0.142	13.40	<0.001	<0.002	10.40	<0.0002	0.05	0.300	4.13	1.095	1.12	7.25	0.051	0.017	2.56
957818		0.062	11.05	<0.001	<0.002	14.55	0.0007	0.04	0.223	9.95	0.504	1.08	23.2	<0.005	0.009	0.777
957819		0.048	12.35	0.001	<0.002	7.26	<0.0002	0.03	0.317	3.86	0.495	0.98	5.03	0.021	0.014	2.47
957820		NSS	NSS	NSS	NSS	NSS	NSS	NSS	NSS	NSS	NSS	NSS	NSS	NSS	NSS	NSS
957821		0.061	6.61	0.001	<0.002	4.52	0.0002	0.05	0.254	4.20	0.528	0.91	7.80	0.017	0.008	1.290
957823		0.042	12.10	<0.001	<0.002	2.47	<0.0002	0.04	0.560	3.69	0.426	1.50	5.35	0.020	0.016	2.20
957824		0.040	10.20	<0.001	<0.002	12.20	0.0002	0.03	0.302	4.28	0.325	0.95	7.38	<0.005	0.014	2.04
957825		0.077	7.92	<0.001	<0.002	14.80	0.0003	0.04	0.313	4.11	0.448	0.76	6.15	0.010	0.012	1.855
957826		0.100	9.52	<0.001	<0.002	8.63	0.0002	0.07	0.263	3.44	0.672	1.15	4.74	0.014	0.013	1.415
957827		0.193	7.34	<0.001	<0.002	5.86	0.0002	0.10	0.298	4.23	0.986	0.74	11.95	0.015	0.013	0.791
957828		0.158	8.51	<0.001	<0.002	13.70	0.0003	0.06	0.197	3.22	0.506	1.11	6.11	<0.005	0.013	0.794
957829		NSS	NSS	NSS	NSS	NSS	NSS	NSS	NSS	NSS	NSS	NSS	NSS	NSS	NSS	NSS
957830		0.078	6.66	<0.001	<0.002	8.90	<0.0002	0.05	0.184	3.19	0.529	0.70	5.93	0.008	0.010	0.867
957831		0.058	6.87	<0.001	<0.002	12.80	0.0004	0.03	0.248	5.00	0.317	0.75	7.46	0.011	0.009	1.565
957832		0.040	8.84	0.001	<0.002	10.25	0.0002	0.02	0.278	5.23	0.325	0.67	8.76	0.008	0.009	2.68
957833		0.051	6.14	<0.001	<0.002	6.81	<0.0002	0.04	0.231	4.96	0.394	0.62	9.98	0.019	0.010	1.880
957834		0.108	1.795	<0.001	<0.002	7.06	<0.0002	0.01	0.035	1.785	0.032	0.66	25.8	0.005	<0.003	3.11

Commentaire: Always send INVCC to Debra Chapman. RD 9/9/2022.
2023 price list

***** Voir la page d'annexe pour les commentaires en ce qui concerne ce certificat *****

ALS Canada Ltd.
2103 Dollarton Hwy
North Vancouver BC V7H 0A7
Téléphone: +1 604 984 0221 Télécopieur: +1 604 984 0218
www.alsglobal.com/geochemistry

À: FANCAMP EXPLORATION LTÉE
340, AVE VICTORIA
WESTMOUNT QC H3Z 2M8

Finalisée date: 17-JUIL-2024
Compte: FANCAM

Projet: Riley Brook

CERTIFICAT D'ANALYSE SD24184040

Description échantillon	Méthode élément unités LDI	ME-MS41L Ti % 0.001	ME-MS41L Tl ppm 0.001	ME-MS41L U ppm 0.005	ME-MS41L V ppm 0.1	ME-MS41L W ppm 0.001	ME-MS41L Y ppm 0.003	ME-MS41L Zn ppm 0.1	ME-MS41L Zr ppm 0.01
957766		0.082	0.147	1.045	82.3	0.077	51.9	80.9	2.56
957767		0.115	0.111	0.618	59.8	0.089	5.80	93.6	4.77
957768		0.068	0.163	0.704	85.0	0.085	5.70	70.6	2.34
957772		0.087	0.277	2.98	96.7	0.088	78.8	103.0	4.61
957773		0.205	0.096	0.698	65.6	0.070	8.24	30.1	10.70
957775		0.071	0.067	0.541	45.0	0.050	12.30	48.9	1.46
957778		0.084	0.225	4.42	104.5	0.067	58.2	137.5	1.30
957779		0.264	0.201	0.831	116.0	0.074	4.89	43.6	5.84
957780		0.268	0.129	1.485	77.5	0.166	13.95	35.5	14.00
957781		0.076	0.152	1.140	64.2	0.090	10.40	54.1	2.90
957795		0.049	0.099	0.655	50.0	0.043	4.60	57.3	1.03
957801		0.099	0.203	0.791	79.2	0.043	5.20	41.6	2.14
957803		0.023	0.119	0.833	41.7	0.050	6.34	72.6	1.02
957804		0.032	0.169	0.793	39.4	0.115	3.64	64.6	0.95
957806		0.013	0.268	1.095	27.4	0.132	7.67	85.3	5.24
957807		0.041	0.178	1.190	31.4	0.096	7.25	38.5	4.95
957808		0.013	0.204	0.741	25.2	0.133	4.66	57.5	4.82
957811		0.078	0.087	0.813	58.3	0.021	10.95	76.6	1.05
957812		0.044	0.061	0.838	32.6	0.010	5.88	50.9	2.66
957813		0.033	0.087	0.579	31.7	0.008	2.77	40.8	0.46
957817		0.080	0.110	0.768	44.5	0.146	4.61	99.8	5.77
957818		0.183	0.105	1.050	109.0	0.036	24.0	61.9	2.66
957819		0.159	0.118	0.702	57.2	0.212	5.23	39.9	6.03
957820		NSS	NSS	NSS	NSS	NSS	NSS	NSS	NSS
957821		0.251	0.073	0.488	100.0	0.044	3.78	19.2	7.32
957823		0.267	0.049	0.439	135.0	0.067	2.80	15.4	7.12
957824		0.157	0.111	0.610	68.5	0.076	6.54	46.2	3.06
957825		0.113	0.132	0.554	49.4	0.099	3.91	88.2	2.47
957826		0.139	0.162	0.638	71.2	0.078	3.18	51.0	3.19
957827		0.144	0.103	0.531	80.6	0.102	4.35	76.7	4.34
957828		0.117	0.161	0.707	73.8	0.072	4.30	71.6	2.08
957829		NSS	NSS	NSS	NSS	NSS	NSS	NSS	NSS
957830		0.100	0.087	0.529	56.1	0.055	3.27	67.2	1.59
957831		0.123	0.102	0.525	57.4	0.065	5.34	92.2	2.28
957832		0.140	0.102	0.663	58.0	0.090	6.32	61.4	4.10
957833		0.138	0.086	0.402	48.8	0.080	4.11	69.4	5.85
957834		0.055	0.058	0.425	36.1	0.055	17.10	32.2	1.54

Commentaire: Always send INVCC to Debra Chapman. RD 9/9/2022.
2023 price list

***** Voir la page d'annexe pour les commentaires en ce qui concerne ce certificat *****

ALS Canada Ltd.
2103 Dollarton Hwy
North Vancouver BC V7H 0A7
Téléphone: +1 604 984 0221 Télécopieur: +1 604 984 0218
www.alsglobal.com/geochemistry

À: FANCAMP EXPLORATION LTÉE
340, AVE VICTORIA
WESTMOUNT QC H3Z 2M8

Finalisée date: 17-JUIL-2024
Compte: FANCAM

Projet: Riley Brook

CERTIFICAT D'ANALYSE SD24184040

COMMENTAIRE DE CERTIFICAT

COMMENTAIRES ANALYTIQUES

NSS est antillon insuffisant.
Applique à la Méthode: TOUTES MÉTHODES

L'analyses de l'or par cette m ode sont semi-quantitatif ause du peu d' antillon pes (0.5g).
Applique à la Méthode: ME-MS41L

ADRESSE DE LABORATOIRE

Trait ALS Vancouver, 2103 Dollarton Hwy, North Vancouver, BC, Canada.
Applique à la Méthode: FND-02 ME-MS41L

ALS Canada Ltd.
2103 Dollarton Hwy
North Vancouver BC V7H 0A7
Téléphone: +1 604 984 0221 Télécopieur: +1 604 984 0218
www.alsglobal.com/geochemistry

À: FANCAMP EXPLORATION LTÉE
340, AVE VICTORIA
WESTMOUNT QC H3Z 2M8

Finalisée date: 17-JUIL-2024
Compte: FANCAM

CERTIFICAT SD24184040

Projet: Riley Brook

Ce rapport s'applique à 77 échantillons de Sol soumis à notre laboratoire de Sudbury, ON, Canada le 9-JUIL-2024.

Les résultats sont transmis à:

FRANCOIS AUCLAIR	CHRISTOPHER GRONDIN	

PRÉPARATION ÉCHANTILLONS

CODE ALS	DESCRIPTION
FND-02	Local. · antillon pour analyse suppl.

PROCÉDURES ANALYTIQUES

CODE ALS	DESCRIPTION	INSTRUMENT
ME-MS41L	Super Trace Lowest DL AR by ICP-MS	

Ce rapport est final et remplace tout autre rapport préliminaire portant ce numéro de certificat.Les résultats s'appliquent aux échantillons soumis.Toutes les pages de ce rapport ont été vérifiées et approuvées avant publication.

***** Voir la page d'annexe pour les commentaires en ce qui concerne ce certificat *****

Commentaire: Always send INVCC to Debra Chapman. RD 9/9/2022.
2023 price list

Signature:
Saa Traxler, Director, North Vancouver Operations

ALS Canada Ltd.
2103 Dollarton Hwy
North Vancouver BC V7H 0A7
Téléphone: +1 604 984 0221 Télécopieur: +1 604 984 0218
www.alsglobal.com/geochemistry

À: FANCAMP EXPLORATION LTÉE
340, AVE VICTORIA
WESTMOUNT QC H3Z 2M8

Finalisée date: 17-JUIL-2024
Compte: FANCAM

Projet: Riley Brook

CERTIFICAT D'ANALYSE SD24184040

Description échantillon	Méthode élément unités LDI	ME-MS41L Au ppm 0.0002	ME-MS41L Ag ppm 0.001	ME-MS41L Al % 0.01	ME-MS41L As ppm 0.01	ME-MS41L B ppm 10	ME-MS41L Ba ppm 0.5	ME-MS41L Be ppm 0.01	ME-MS41L Bi ppm 0.0005	ME-MS41L Ca % 0.01	ME-MS41L Cd ppm 0.001	ME-MS41L Ce ppm 0.003	ME-MS41L Co ppm 0.001	ME-MS41L Cr ppm 0.01	ME-MS41L Cs ppm 0.005	ME-MS41L Cu ppm 0.01
957485		0.0003	0.026	4.34	5.97	<10	21.5	1.18	0.314	0.05	0.081	28.0	3.30	20.3	0.552	6.17
957680		0.0002	0.281	2.06	7.50	<10	103.5	0.33	0.205	0.27	0.267	15.90	11.50	85.9	2.76	16.60
957691		<0.0002	0.006	0.38	0.56	<10	28.2	0.19	0.0124	3.18	0.038	61.7	3.86	12.90	0.205	3.33
957692		<0.0002	0.054	0.88	6.22	<10	25.2	0.37	0.254	0.07	0.189	34.3	1.100	14.05	1.370	5.54
957693		0.0003	0.087	1.90	3.82	<10	36.6	0.59	0.1075	0.06	0.120	40.0	3.69	26.4	1.895	5.44
957697		0.0002	0.164	3.21	5.34	<10	55.9	0.73	0.1745	0.14	0.172	26.4	4.53	67.1	1.080	13.05
957720		0.0002	0.065	2.83	4.91	<10	59.6	0.68	0.1730	0.15	0.205	25.7	6.77	42.0	1.245	11.35
957721		<0.0002	0.038	4.16	5.35	<10	76.0	0.78	0.1160	0.18	0.127	31.8	13.00	66.5	2.04	15.40
957722		0.0002	0.079	4.47	5.73	<10	64.2	0.67	0.0945	0.18	0.162	22.8	12.40	72.7	2.05	15.75
957723		0.0002	0.157	3.54	4.29	<10	46.6	0.61	0.1345	0.07	0.119	27.2	8.51	65.0	2.67	15.80
957724		<0.0002	0.147	2.16	4.26	<10	59.8	0.39	0.1395	0.13	0.185	30.3	7.59	48.7	1.575	10.80
957725		0.0002	0.114	2.98	12.15	<10	35.3	0.52	0.0961	0.09	0.101	24.1	10.45	60.8	1.620	13.40
957726		<0.0002	0.091	2.41	5.70	<10	61.2	0.70	0.1530	0.42	0.237	42.9	13.20	79.4	2.65	15.55
957727		0.0004	0.055	2.46	6.97	<10	37.2	0.70	0.1250	0.42	0.112	44.9	14.65	86.5	3.21	19.80
957728		0.0002	0.069	2.81	5.60	<10	39.1	0.66	0.0914	0.14	0.111	29.4	8.88	56.1	2.35	11.65
957729		0.0003	0.091	3.63	5.20	<10	63.3	0.78	0.1425	0.07	0.279	27.7	8.74	62.7	2.68	12.40
957730		0.0004	0.222	2.92	6.84	<10	70.7	0.61	0.275	0.06	0.167	23.4	5.67	52.1	3.57	12.30
957731		0.0003	0.348	2.23	7.69	<10	64.0	0.53	0.270	0.10	0.171	22.0	7.09	46.4	5.96	11.45
957732		0.0003	0.197	1.79	5.73	<10	639	0.53	0.239	0.15	0.942	23.8	10.45	35.0	2.63	15.40
957733		0.0002	0.099	2.98	5.99	<10	48.8	0.62	0.1200	0.08	0.267	37.1	8.79	53.8	1.850	15.45
957734		0.0003	0.106	2.25	5.40	<10	66.9	0.41	0.1670	0.23	0.239	28.2	11.35	64.8	1.685	13.20
957735		0.0002	0.053	3.31	5.23	<10	39.3	0.47	0.1090	0.09	0.125	25.3	7.25	57.6	1.260	8.19
957736		0.0002	0.039	3.60	5.00	<10	31.7	0.50	0.0901	0.12	0.126	26.1	8.33	64.0	1.390	12.80
957737		0.0002	0.061	3.16	6.48	<10	32.0	0.60	0.0937	0.13	0.119	38.8	10.35	61.9	1.735	15.20
957738		0.0004	0.154	3.49	8.93	<10	51.2	0.80	0.1740	0.23	0.349	17.75	9.87	88.9	2.50	12.80
957739		<0.0002	0.132	4.79	5.89	<10	64.6	0.58	0.1160	0.15	0.199	25.9	11.65	90.7	5.60	18.25
957740		0.0025	0.374	2.92	10.85	<10	62.2	0.74	0.242	0.06	0.295	36.9	8.09	51.6	7.46	12.70
957741		0.0002	0.202	2.80	7.16	<10	55.4	0.79	0.1780	0.41	0.206	36.4	8.25	54.1	6.90	13.90
957742		0.0004	0.173	3.68	9.89	<10	72.0	1.08	0.214	0.08	0.390	45.7	8.12	64.3	3.58	17.55
957743		0.0002	0.274	4.23	6.78	<10	59.9	0.92	0.0983	0.16	0.638	31.5	9.19	76.4	2.61	15.00
957744		0.0003	0.066	3.91	7.94	<10	43.5	0.91	0.1290	0.05	0.193	32.7	8.59	66.2	3.07	12.65
957745		0.0004	0.213	3.27	16.00	<10	66.4	1.40	0.248	0.63	0.373	144.0	21.0	69.2	7.49	25.3
957746		<0.0002	0.067	4.11	7.10	<10	36.0	0.87	0.1040	0.10	0.177	36.7	13.00	79.4	2.68	24.0
957747		0.0013	0.074	4.67	6.51	<10	35.9	0.97	0.1075	0.10	0.186	38.4	13.70	83.6	2.98	24.1
957748		<0.0002	0.041	1.18	4.12	<10	18.0	0.61	0.1120	0.15	0.075	32.1	3.04	22.8	2.46	5.80
957749		0.0002	0.237	2.64	33.9	<10	98.9	2.27	0.1850	0.69	1.020	117.0	17.20	75.1	28.3	29.5
957750		0.0004	0.356	2.75	6.60	<10	53.2	1.19	0.1920	0.07	0.149	44.2	3.35	39.0	3.98	7.01
957763		<0.0002	0.144	3.83	6.15	<10	35.8	0.73	0.0844	0.14	0.129	29.4	14.30	77.1	2.74	24.2
957764		0.0003	0.154	2.71	6.80	<10	39.1	0.65	0.1500	0.20	0.114	34.0	9.09	46.1	2.38	13.50
957765		0.0003	0.347	4.03	4.51	<10	50.2	0.73	0.1180	0.15	0.189	24.7	7.09	60.6	3.20	12.55

Commentaire: Always send INVCC to Debra Chapman. RD 9/9/2022.
2023 price list

***** Voir la page d'annexe pour les commentaires en ce qui concerne ce certificat *****

ALS Canada Ltd.
2103 Dollarton Hwy
North Vancouver BC V7H 0A7
Téléphone: +1 604 984 0221 Télécopieur: +1 604 984 0218
www.alsglobal.com/geochemistry

À: FANCAMP EXPLORATION LTÉE
340, AVE VICTORIA
WESTMOUNT QC H3Z 2M8

Finalisée date: 17-JUIL-2024
Compte: FANCAM

Projet: Riley Brook

CERTIFICAT D'ANALYSE SD24184040

Description échantillon	Méthode élément unités LDI	ME-MS41L Fe % 0.001	ME-MS41L Ga ppm 0.004	ME-MS41L Ge ppm 0.005	ME-MS41L Hf ppm 0.002	ME-MS41L Hg ppm 0.004	ME-MS41L In ppm 0.005	ME-MS41L K % 0.01	ME-MS41L La ppm 0.002	ME-MS41L Li ppm 0.1	ME-MS41L Mg % 0.01	ME-MS41L Mn ppm 0.1	ME-MS41L Mo ppm 0.01	ME-MS41L Na % 0.001	ME-MS41L Nb ppm 0.002	ME-MS41L Ni ppm 0.04
957485		3.99	17.30	0.074	0.513	0.173	0.075	0.03	12.95	9.2	0.11	126.0	1.71	0.007	7.40	6.11
957680		5.52	15.05	0.058	0.098	0.142	0.031	0.07	7.73	10.8	0.50	929	0.72	0.005	2.83	30.9
957691		3.14	5.93	0.158	0.063	<0.004	0.018	0.07	24.7	4.8	0.15	269	2.26	0.029	0.862	5.44
957692		1.300	11.50	0.052	0.017	0.050	0.016	0.08	15.70	2.9	0.06	76.8	0.79	0.005	0.574	6.39
957693		1.650	6.21	0.053	0.028	0.094	0.021	0.05	18.55	14.9	0.16	192.0	0.54	0.005	0.816	12.20
957697		4.72	12.90	0.066	0.056	0.196	0.046	0.06	13.25	21.1	0.24	122.5	1.07	0.008	1.750	22.7
957720		2.83	9.87	0.049	0.064	0.124	0.037	0.04	10.65	16.5	0.39	608	0.39	0.006	1.860	21.5
957721		3.49	8.35	0.058	0.111	0.085	0.038	0.05	13.20	30.5	0.65	298	0.29	0.007	1.830	51.1
957722		3.71	7.96	0.049	0.074	0.136	0.034	0.05	9.27	28.3	0.69	270	0.32	0.007	1.785	50.6
957723		3.70	9.53	0.049	0.022	0.152	0.037	0.07	10.90	36.2	0.57	260	0.31	0.007	1.375	37.9
957724		2.79	8.48	0.052	0.015	0.122	0.024	0.05	13.85	15.2	0.40	528	0.21	0.005	0.977	21.9
957725		3.12	8.16	0.047	0.099	0.064	0.032	0.03	9.43	21.3	0.53	223	0.32	0.005	1.785	33.5
957726		3.18	8.40	0.071	0.020	0.078	0.030	0.07	16.15	24.6	0.91	1125	0.76	0.006	0.725	43.9
957727		3.44	8.19	0.080	0.033	0.057	0.032	0.06	18.85	28.4	0.96	677	0.46	0.006	0.965	49.0
957728		3.13	6.69	0.054	0.029	0.089	0.027	0.05	11.70	29.3	0.65	243	0.37	0.006	1.085	37.9
957729		3.60	8.30	0.051	0.046	0.122	0.038	0.05	11.55	33.3	0.49	530	0.38	0.006	1.565	29.2
957730		4.12	12.05	0.052	0.030	0.137	0.037	0.08	11.25	27.6	0.34	594	0.43	0.006	1.935	17.35
957731		5.18	12.10	0.058	0.042	0.111	0.035	0.10	9.51	17.1	0.33	720	0.53	0.006	1.725	17.75
957732		3.15	8.81	0.039	0.018	0.142	0.025	0.12	8.34	20.6	0.29	11750	0.61	0.009	0.718	21.7
957733		3.12	6.58	0.049	0.046	0.090	0.029	0.04	11.55	25.8	0.62	545	0.35	0.005	1.275	35.4
957734		3.36	10.85	0.054	0.081	0.078	0.029	0.05	12.00	17.5	0.60	683	0.40	0.006	1.745	30.0
957735		4.05	9.17	0.055	0.042	0.101	0.036	0.04	12.05	28.3	0.44	228	0.36	0.003	1.540	30.1
957736		3.52	7.34	0.052	0.080	0.116	0.031	0.03	11.25	23.5	0.51	224	0.42	0.005	1.880	32.3
957737		3.35	6.15	0.056	0.069	0.090	0.031	0.04	11.70	27.8	0.69	260	0.50	0.005	1.480	42.3
957738		7.48	13.20	0.066	0.115	0.184	0.058	0.04	7.33	17.0	0.34	380	0.67	0.007	2.97	20.1
957739		4.41	10.10	0.059	0.058	0.184	0.036	0.04	9.95	25.0	0.75	386	0.67	0.007	1.535	34.3
957740		4.76	10.15	0.067	0.024	0.191	0.040	0.06	13.00	34.5	0.30	1445	0.77	0.005	2.33	17.85
957741		4.56	11.25	0.064	0.021	0.142	0.046	0.07	14.25	32.9	0.39	419	0.77	0.008	1.150	20.6
957742		5.18	9.48	0.073	0.090	0.188	0.048	0.08	20.1	38.8	0.45	316	0.73	0.005	0.856	30.7
957743		3.83	7.09	0.055	0.113	0.144	0.040	0.03	15.55	19.6	0.42	177.5	0.60	0.007	1.135	33.6
957744		4.32	8.86	0.046	0.076	0.141	0.051	0.03	12.65	31.9	0.43	327	0.62	0.005	1.590	25.8
957745		5.18	9.34	0.075	0.026	0.085	0.063	0.08	23.7	37.4	1.10	1745	0.93	0.007	1.055	56.2
957746		3.98	7.38	0.049	0.134	0.097	0.046	0.03	11.60	28.1	0.89	562	0.96	0.005	2.05	48.6
957747		4.32	7.89	0.053	0.136	0.104	0.048	0.03	11.60	29.1	0.88	536	1.08	0.005	2.12	48.2
957748		2.18	6.29	0.039	0.016	0.028	0.022	0.05	13.00	11.4	0.17	99.8	0.48	0.004	0.734	10.80
957749		3.85	8.26	0.308	0.063	0.075	0.047	0.11	95.7	37.3	0.73	2530	1.12	0.008	0.851	43.9
957750		6.76	11.00	0.070	0.046	0.200	0.059	0.06	20.7	31.4	0.19	230	0.49	0.004	1.515	12.45
957763		3.56	7.55	0.044	0.173	0.125	0.037	0.03	10.15	23.4	1.00	345	0.41	0.005	2.28	48.4
957764		3.25	7.28	0.040	0.043	0.098	0.032	0.05	11.85	21.5	0.57	325	0.38	0.005	1.510	32.4
957765		3.76	8.10	0.037	0.047	0.189	0.042	0.05	9.58	33.3	0.33	301	0.35	0.007	1.880	20.8

Commentaire: Always send INVCC to Debra Chapman. RD 9/9/2022.
2023 price list

***** Voir la page d'annexe pour les commentaires en ce qui concerne ce certificat *****

ALS Canada Ltd.
2103 Dollarton Hwy
North Vancouver BC V7H 0A7
Téléphone: +1 604 984 0221 Télécopieur: +1 604 984 0218
www.alsglobal.com/geochemistry

À: FANCAMP EXPLORATION LTÉE
340, AVE VICTORIA
WESTMOUNT QC H3Z 2M8

Finalisée date: 17-JUIL-2024
Compte: FANCAM

Projet: Riley Brook

CERTIFICAT D'ANALYSE SD24184040

Description échantillon	Méthode élément unités LDI	ME-MS41L P % 0.001	ME-MS41L Pb ppm 0.005	ME-MS41L Pd ppm 0.001	ME-MS41L Pt ppm 0.002	ME-MS41L Rb ppm 0.005	ME-MS41L Re ppm 0.0002	ME-MS41L S % 0.01	ME-MS41L Sb ppm 0.005	ME-MS41L Sc ppm 0.005	ME-MS41L Se ppm 0.003	ME-MS41L Sn ppm 0.01	ME-MS41L Sr ppm 0.01	ME-MS41L Ta ppm 0.005	ME-MS41L Te ppm 0.003	ME-MS41L Th ppm 0.002
957485		0.110	13.50	<0.001	<0.002	6.27	0.0002	0.07	0.498	5.22	0.644	3.50	3.48	0.046	0.014	3.70
957680		0.183	12.60	<0.001	<0.002	24.5	0.0002	0.04	0.649	4.94	0.554	1.70	13.10	<0.005	0.030	1.835
957691		0.154	1.675	<0.001	<0.002	7.67	0.0005	0.01	0.020	2.07	0.030	0.98	51.9	<0.005	<0.003	2.95
957692		0.039	9.44	<0.001	<0.002	26.6	0.0002	0.02	0.541	0.948	0.212	1.50	2.89	<0.005	0.012	0.583
957693		0.051	7.08	<0.001	<0.002	21.7	<0.0002	0.02	0.204	1.795	0.302	0.83	4.17	<0.005	0.006	1.365
957697		0.091	9.91	<0.001	<0.002	13.20	0.0003	0.06	0.276	4.24	0.747	1.23	6.37	0.006	0.017	1.385
957720		0.134	9.62	<0.001	<0.002	9.14	<0.0002	0.03	0.305	4.11	0.468	1.45	7.49	0.017	0.013	1.575
957721		0.067	8.04	<0.001	<0.002	15.80	<0.0002	0.03	0.252	5.83	0.381	0.79	9.82	0.010	0.012	2.85
957722		0.079	7.53	<0.001	<0.002	13.35	0.0003	0.03	0.276	5.22	0.602	0.69	10.55	0.007	0.011	2.04
957723		0.064	7.60	<0.001	<0.002	17.45	<0.0002	0.04	0.253	4.09	0.504	0.97	4.84	<0.005	0.013	1.430
957724		0.122	7.81	<0.001	<0.002	15.50	<0.0002	0.02	0.269	3.16	0.424	0.95	6.03	<0.005	0.015	1.125
957725		0.045	7.79	<0.001	<0.002	11.25	<0.0002	0.03	0.849	5.10	0.354	0.87	5.84	0.021	0.009	2.46
957726		0.070	15.15	<0.001	<0.002	20.9	0.0004	0.05	0.322	5.12	0.288	0.93	16.35	<0.005	0.019	0.583
957727		0.063	10.80	<0.001	<0.002	13.60	0.0002	0.02	0.324	6.83	0.264	0.74	15.30	<0.005	0.014	1.170
957728		0.051	6.76	<0.001	<0.002	15.65	0.0003	0.02	0.281	3.30	0.353	0.61	6.70	<0.005	0.013	1.465
957729		0.077	8.15	<0.001	<0.002	20.6	0.0002	0.04	0.303	4.86	0.566	0.91	4.34	0.009	0.021	2.13
957730		0.127	13.65	<0.001	<0.002	22.1	<0.0002	0.03	0.345	4.53	0.525	1.63	3.69	<0.005	0.032	1.460
957731		0.176	17.60	<0.001	<0.002	25.6	<0.0002	0.05	0.299	3.34	0.569	1.36	5.68	<0.005	0.036	0.997
957732		0.151	28.1	<0.001	<0.002	42.3	0.0002	0.07	0.330	1.705	0.523	1.32	9.47	<0.005	0.032	0.366
957733		0.088	10.50	<0.001	<0.002	16.20	<0.0002	0.03	0.377	3.88	0.461	0.73	4.99	0.013	0.017	1.690
957734		0.112	15.20	<0.001	<0.002	13.85	<0.0002	0.03	0.307	4.34	0.398	1.29	8.02	<0.005	0.015	1.660
957735		0.086	8.64	<0.001	<0.002	14.85	<0.0002	0.03	0.273	3.78	0.551	0.77	4.73	0.008	0.012	1.765
957736		0.061	6.87	<0.001	<0.002	9.39	<0.0002	0.04	0.250	4.49	0.526	0.69	6.13	0.018	0.012	1.665
957737		0.043	8.84	<0.001	<0.002	11.65	<0.0002	0.03	0.320	4.04	0.413	0.56	6.31	0.005	0.012	1.975
957738		0.109	13.35	<0.001	<0.002	10.45	0.0002	0.10	0.394	4.38	0.866	1.36	8.57	0.012	0.022	0.831
957739		0.098	7.01	<0.001	<0.002	11.30	0.0002	0.07	0.327	5.40	0.950	0.88	7.82	0.007	0.017	0.675
957740		0.128	9.51	<0.001	<0.002	24.4	<0.0002	0.06	0.350	3.01	0.697	1.32	4.06	<0.005	0.032	0.787
957741		0.103	10.15	<0.001	<0.002	20.8	0.0009	0.08	0.335	2.89	0.549	1.30	20.1	<0.005	0.022	0.345
957742		0.110	12.65	<0.001	<0.002	23.5	0.0003	0.06	0.367	3.45	0.801	0.94	4.41	<0.005	0.030	2.12
957743		0.107	7.07	<0.001	<0.002	9.96	0.0002	0.08	0.246	2.92	0.878	0.51	7.77	0.016	0.013	0.610
957744		0.070	10.45	0.001	<0.002	11.25	0.0002	0.05	0.409	4.25	0.742	0.94	3.85	0.011	0.015	1.570
957745		0.093	36.7	<0.001	<0.002	19.15	0.0006	0.06	0.519	2.93	0.543	0.89	18.60	<0.005	0.029	0.801
957746		0.058	10.25	0.001	<0.002	10.20	0.0002	0.04	0.327	4.55	0.586	0.74	7.17	0.020	0.012	0.948
957747		0.066	9.74	<0.001	<0.002	10.80	0.0002	0.05	0.328	5.29	0.655	0.78	7.00	0.022	0.013	0.941
957748		0.038	8.67	<0.001	<0.002	21.1	<0.0002	0.02	0.269	1.200	0.125	0.61	7.15	<0.005	0.008	0.503
957749		0.092	28.7	<0.001	<0.002	28.9	0.0006	0.04	0.738	5.10	0.655	0.79	25.3	<0.005	0.020	1.370
957750		0.205	13.80	0.002	<0.002	21.2	0.0002	0.06	0.370	1.600	1.085	1.21	3.92	<0.005	0.028	0.905
957763		0.053	7.83	<0.001	<0.002	10.60	0.0002	0.02	0.265	6.49	0.495	0.78	8.66	0.030	0.013	2.53
957764		0.080	8.81	0.001	<0.002	15.35	0.0003	0.02	0.275	2.89	0.392	0.80	8.15	0.009	0.012	0.869
957765		0.132	7.30	<0.001	<0.002	16.70	<0.0002	0.06	0.267	3.26	0.758	0.93	10.05	0.018	0.011	0.859

Commentaire: Always send INVCC to Debra Chapman. RD 9/9/2022.
2023 price list

***** Voir la page d'annexe pour les commentaires en ce qui concerne ce certificat *****

ALS Canada Ltd.
2103 Dollarton Hwy
North Vancouver BC V7H 0A7
Téléphone: +1 604 984 0221 Télécopieur: +1 604 984 0218
www.alsglobal.com/geochemistry

À: FANCAMP EXPLORATION LTÉE
340, AVE VICTORIA
WESTMOUNT QC H3Z 2M8

Finalisée date: 17-JUIL-2024
Compte: FANCAM

Projet: Riley Brook

CERTIFICAT D'ANALYSE SD24184040

Description échantillon	Méthode élément unités LDI	ME-MS41L Ti % 0.001	ME-MS41L Tl ppm 0.001	ME-MS41L U ppm 0.005	ME-MS41L V ppm 0.1	ME-MS41L W ppm 0.001	ME-MS41L Y ppm 0.003	ME-MS41L Zn ppm 0.1	ME-MS41L Zr ppm 0.01
957485		0.185	0.079	0.697	53.3	0.170	7.09	39.9	17.95
957680		0.401	0.212	0.536	141.0	0.078	4.25	63.3	5.12
957691		0.057	0.058	0.549	59.8	0.070	24.5	30.8	1.99
957692		0.030	0.221	0.445	24.0	0.040	3.54	30.6	0.74
957693		0.027	0.213	0.550	25.0	0.051	4.24	70.4	0.82
957697		0.106	0.119	0.830	72.2	0.043	5.87	54.7	2.78
957720		0.107	0.098	0.501	51.9	0.067	4.52	82.1	1.85
957721		0.109	0.125	0.587	56.3	0.074	6.19	108.0	5.00
957722		0.117	0.124	0.549	60.8	0.072	4.88	83.1	2.97
957723		0.058	0.165	0.715	53.8	0.044	4.19	72.1	0.92
957724		0.070	0.119	0.459	54.7	0.047	4.13	51.2	0.82
957725		0.144	0.347	0.534	61.3	0.075	4.08	39.0	4.41
957726		0.098	0.104	0.633	62.5	0.048	12.35	72.0	0.97
957727		0.131	0.093	0.677	68.7	0.053	17.40	55.6	1.83
957728		0.078	0.116	0.600	46.6	0.056	4.53	62.2	1.26
957729		0.072	0.192	0.693	57.7	0.077	5.09	98.8	1.78
957730		0.099	0.252	0.743	75.4	0.077	4.90	68.5	1.41
957731		0.130	0.189	0.730	90.1	0.061	4.89	57.7	2.27
957732		0.066	0.243	0.587	51.4	0.062	3.54	121.0	0.72
957733		0.090	0.125	0.621	46.7	0.078	4.43	69.0	2.12
957734		0.199	0.139	0.476	80.8	0.040	5.14	55.3	4.22
957735		0.087	0.136	0.583	56.8	0.055	3.66	71.2	1.59
957736		0.141	0.096	0.538	61.0	0.058	4.58	56.1	3.82
957737		0.113	0.096	0.594	48.7	0.062	4.95	56.0	3.24
957738		0.222	0.110	0.574	115.5	0.066	4.60	66.9	4.85
957739		0.138	0.122	0.625	78.0	0.100	5.18	84.3	2.47
957740		0.098	0.204	0.807	60.3	0.182	7.55	103.5	1.02
957741		0.087	0.152	0.687	77.5	0.060	6.62	69.6	0.87
957742		0.017	0.216	0.701	52.4	0.069	4.84	103.0	2.46
957743		0.053	0.110	0.548	38.9	0.089	7.55	88.6	3.30
957744		0.058	0.198	0.660	63.5	0.106	4.17	78.8	2.63
957745		0.055	0.140	0.941	53.6	0.108	12.95	141.0	1.08
957746		0.163	0.111	0.695	59.2	0.093	7.91	78.8	5.47
957747		0.175	0.112	0.712	61.0	0.101	8.84	82.4	5.71
957748		0.037	0.081	0.456	35.4	0.046	3.62	31.0	0.71
957749		0.042	0.198	5.17	51.4	0.072	103.0	164.0	1.96
957750		0.020	0.203	0.838	50.9	0.131	5.60	65.6	1.24
957763		0.223	0.105	0.590	70.0	0.106	6.52	57.1	7.44
957764		0.109	0.104	0.566	51.3	0.080	5.19	46.8	1.91
957765		0.081	0.154	0.589	50.9	0.084	3.69	54.6	1.79

Commentaire: Always send INVCC to Debra Chapman. RD 9/9/2022.
2023 price list

***** Voir la page d'annexe pour les commentaires en ce qui concerne ce certificat *****

ALS Canada Ltd.
2103 Dollarton Hwy
North Vancouver BC V7H 0A7
Téléphone: +1 604 984 0221 Télécopieur: +1 604 984 0218
www.alsglobal.com/geochemistry

À: FANCAMP EXPLORATION LTÉE
340, AVE VICTORIA
WESTMOUNT QC H3Z 2M8

Finalisée date: 17-JUIL-2024
Compte: FANCAM

Projet: Riley Brook

CERTIFICAT D'ANALYSE SD24184040

Description échantillon	Méthode élément unités LDI	ME-MS41L Au ppm 0.0002	ME-MS41L Ag ppm 0.001	ME-MS41L Al % 0.01	ME-MS41L As ppm 0.01	ME-MS41L B ppm 10	ME-MS41L Ba ppm 0.5	ME-MS41L Be ppm 0.01	ME-MS41L Bi ppm 0.0005	ME-MS41L Ca % 0.01	ME-MS41L Cd ppm 0.001	ME-MS41L Ce ppm 0.003	ME-MS41L Co ppm 0.001	ME-MS41L Cr ppm 0.01	ME-MS41L Cs ppm 0.005	ME-MS41L Cu ppm 0.01
957766		0.0012	0.032	3.32	13.95	<10	57.9	1.52	0.1485	0.30	0.125	91.7	21.9	91.5	3.85	23.9
957767		0.0004	0.124	4.61	5.30	<10	56.4	0.74	0.0963	0.12	0.166	25.2	11.55	73.7	2.27	14.85
957768		0.0002	0.355	4.27	5.00	<10	58.5	0.82	0.1830	0.11	0.212	21.6	8.26	76.2	3.11	14.85
957772		0.0005	0.094	4.43	25.3	<10	78.6	2.97	0.229	0.52	0.304	177.0	31.6	101.5	33.0	34.0
957773		0.0003	0.167	6.27	3.69	<10	22.1	0.91	0.0705	0.11	0.194	21.5	5.13	88.7	1.620	14.10
957775		0.0003	0.030	2.26	4.41	<10	41.0	0.62	0.0862	0.32	0.141	59.3	10.55	53.6	2.90	13.55
957778		0.0003	0.136	3.88	65.3	<10	73.6	2.28	0.211	0.47	0.329	128.0	21.2	93.6	37.0	20.2
957779		0.0002	0.128	2.50	8.53	<10	34.2	0.56	0.1850	0.12	0.113	26.5	4.91	61.9	5.56	10.90
957780		0.0004	0.288	4.94	11.05	<10	25.5	1.50	0.0874	0.14	0.169	43.0	6.41	83.7	5.13	19.75
957781		0.0002	0.258	3.43	9.75	<10	47.2	1.58	0.1885	0.11	0.137	46.0	5.37	37.6	3.27	8.73
957795		0.0002	0.089	3.35	5.94	<10	48.6	0.57	0.0944	0.06	0.228	31.3	8.33	56.2	1.680	12.70
957801		0.0005	0.086	2.78	8.15	<10	26.7	0.97	0.1945	0.06	0.151	33.6	3.87	59.8	1.980	8.66
957803		0.0003	0.058	2.14	5.51	<10	117.0	0.70	0.1590	0.06	0.126	53.9	6.13	46.3	2.95	16.60
957804		0.0002	0.107	2.25	7.62	<10	71.3	0.69	0.1470	0.07	0.487	29.2	4.18	49.3	1.270	11.40
957806		0.0003	0.054	3.96	5.36	<10	35.5	2.01	0.315	0.03	0.253	55.0	4.14	32.5	3.79	7.40
957807		0.0003	0.043	4.59	5.29	<10	20.5	1.60	0.1330	0.05	0.118	81.2	3.84	34.0	1.420	8.42
957808		0.0005	0.023	3.34	5.43	<10	15.5	0.98	0.1305	0.02	0.091	29.0	2.47	29.8	1.660	6.47
957811		0.0003	0.033	2.38	3.37	<10	136.0	0.73	0.1400	0.29	0.074	64.4	13.05	77.8	2.40	29.8
957812		0.0004	0.025	1.94	3.08	<10	44.4	0.56	0.0969	0.04	0.061	30.8	5.68	45.8	1.845	12.75
957813		<0.0002	0.021	1.60	2.27	<10	63.5	0.26	0.1010	0.05	0.070	18.75	6.89	33.9	1.145	7.73
957817		0.0004	0.130	4.72	6.64	<10	49.9	0.90	0.1430	0.10	0.447	31.3	8.02	51.2	2.27	11.90
957818		<0.0002	0.086	2.90	8.37	<10	44.6	0.78	0.1260	0.70	0.155	39.0	14.40	103.0	5.52	26.7
957819		0.0005	0.071	3.52	6.77	<10	20.7	1.12	0.1275	0.08	0.116	35.9	9.30	49.3	4.28	16.25
957820		NSS	NSS	NSS	NSS	NSS	NSS	NSS	NSS	NSS	NSS	NSS	NSS	NSS	NSS	NSS
957821		<0.0002	0.100	3.76	5.02	<10	18.8	0.55	0.0929	0.13	0.102	22.2	5.98	76.9	1.875	11.80
957823		<0.0002	0.017	2.24	10.00	<10	19.2	0.22	0.1760	0.07	0.106	19.40	3.40	57.5	0.371	7.14
957824		0.0003	0.112	2.51	6.44	<10	37.9	0.52	0.1250	0.12	0.119	31.8	9.33	68.7	2.14	15.15
957825		<0.0002	0.067	3.79	5.93	<10	64.7	0.61	0.0963	0.11	0.205	24.2	10.55	62.6	1.885	16.40
957826		0.0002	0.135	3.12	5.47	<10	33.0	0.49	0.1390	0.08	0.187	17.05	5.13	65.3	1.610	8.12
957827		0.0003	0.185	5.01	5.68	<10	62.0	0.78	0.0934	0.22	0.337	17.25	7.85	90.6	1.835	11.60
957828		<0.0002	0.126	2.94	5.05	<10	48.2	0.58	0.1700	0.12	0.139	22.6	6.43	70.8	2.34	11.15
957829		NSS	NSS	NSS	NSS	NSS	NSS	NSS	NSS	NSS	NSS	NSS	NSS	NSS	NSS	NSS
957830		<0.0002	0.084	2.98	4.11	<10	35.4	0.44	0.0899	0.11	0.146	20.3	6.20	87.3	1.225	10.60
957831		0.0003	0.051	3.15	5.03	<10	55.1	0.56	0.0872	0.13	0.142	26.5	12.35	96.9	1.850	16.75
957832		0.0002	0.036	3.52	5.44	<10	47.9	0.62	0.0877	0.14	0.092	29.7	13.80	91.1	2.26	18.60
957833		<0.0002	0.045	4.25	3.95	<10	46.3	0.53	0.0661	0.21	0.165	18.55	14.15	97.9	2.43	17.25
957834		<0.0002	0.007	0.52	0.41	<10	22.7	0.19	0.0127	1.63	0.045	49.9	3.55	12.95	0.337	4.17

Commentaire: Always send INVCC to Debra Chapman. RD 9/9/2022.
2023 price list

***** Voir la page d'annexe pour les commentaires en ce qui concerne ce certificat *****

ALS Canada Ltd.
2103 Dollarton Hwy
North Vancouver BC V7H 0A7
Téléphone: +1 604 984 0221 Télécopieur: +1 604 984 0218
www.alsglobal.com/geochemistry

À: FANCAMP EXPLORATION LTÉE
340, AVE VICTORIA
WESTMOUNT QC H3Z 2M8

Finalisée date: 17-JUIL-2024
Compte: FANCAM

Projet: Riley Brook

CERTIFICAT D'ANALYSE SD24184040

Description échantillon	Méthode élément unités LDI	ME-MS41L Fe % 0.001	ME-MS41L Ga ppm 0.004	ME-MS41L Ge ppm 0.005	ME-MS41L Hf ppm 0.002	ME-MS41L Hg ppm 0.004	ME-MS41L In ppm 0.005	ME-MS41L K % 0.01	ME-MS41L La ppm 0.002	ME-MS41L Li ppm 0.1	ME-MS41L Mg % 0.01	ME-MS41L Mn ppm 0.1	ME-MS41L Mo ppm 0.01	ME-MS41L Na % 0.001	ME-MS41L Nb ppm 0.002	ME-MS41L Ni ppm 0.04
957766		4.36	11.65	0.156	0.076	0.055	0.046	0.06	40.7	31.5	1.34	1205	0.87	0.008	0.853	57.4
957767		4.19	8.43	0.039	0.127	0.132	0.047	0.03	9.33	34.1	0.67	290	0.37	0.007	2.15	46.4
957768		6.69	12.75	0.048	0.057	0.170	0.050	0.06	10.10	32.9	0.43	370	0.40	0.007	2.03	24.2
957772		5.47	13.10	0.246	0.155	0.083	0.055	0.16	82.1	42.5	1.42	3240	1.36	0.008	0.943	75.8
957773		5.24	9.48	0.058	0.290	0.234	0.062	0.02	8.96	15.0	0.24	144.0	0.68	0.005	2.40	18.25
957775		2.57	6.21	0.066	0.040	0.039	0.030	0.05	18.10	18.9	0.83	567	0.32	0.006	0.592	38.7
957778		4.80	11.70	0.188	0.033	0.091	0.053	0.09	44.0	76.6	0.95	2220	1.08	0.011	1.155	49.9
957779		5.84	17.80	0.050	0.128	0.096	0.049	0.05	10.75	21.6	0.31	210	0.81	0.007	3.66	14.25
957780		5.60	8.36	0.073	0.311	0.180	0.079	0.03	17.70	25.5	0.33	243	1.10	0.008	3.33	19.80
957781		6.70	13.60	0.073	0.070	0.147	0.067	0.05	17.50	26.4	0.22	232	1.48	0.008	1.680	15.05
957795		3.99	7.06	0.042	0.020	0.124	0.040	0.05	11.20	32.0	0.58	227	0.61	0.005	1.050	37.3
957801		6.13	15.95	0.064	0.051	0.164	0.044	0.05	15.65	11.8	0.18	349	0.45	0.007	1.485	12.30
957803		4.24	8.28	0.069	0.026	0.049	0.032	0.11	24.2	25.3	0.42	249	0.66	0.006	0.822	32.5
957804		5.18	9.73	0.052	0.027	0.132	0.052	0.04	12.75	19.2	0.18	292	0.48	0.008	1.585	12.80
957806		3.99	10.50	0.070	0.216	0.202	0.062	0.06	21.8	36.4	0.22	198.5	0.43	0.005	1.270	15.30
957807		2.67	8.29	0.084	0.180	0.259	0.050	0.04	29.8	20.8	0.29	238	0.73	0.006	1.425	17.05
957808		2.40	8.26	0.048	0.177	0.207	0.051	0.04	14.40	24.4	0.15	86.1	0.46	0.004	1.225	12.30
957811		3.50	8.37	0.065	0.021	0.033	0.021	0.09	20.6	23.5	0.88	641	0.40	0.008	0.592	55.1
957812		2.64	6.08	0.032	0.060	0.048	0.025	0.09	8.39	20.2	0.44	140.5	0.22	0.006	0.846	37.2
957813		1.600	6.59	0.030	0.009	0.023	0.014	0.07	8.34	15.8	0.36	278	0.16	0.006	0.568	23.7
957817		4.33	8.09	0.047	0.199	0.290	0.070	0.04	10.55	26.5	0.37	445	0.80	0.007	2.87	25.8
957818		3.74	9.87	0.090	0.063	0.063	0.037	0.05	23.4	28.9	0.94	983	0.93	0.011	1.170	42.2
957819		4.48	7.59	0.049	0.119	0.086	0.051	0.03	10.50	34.9	0.44	305	0.95	0.006	3.42	26.6
957820		NSS	NSS	NSS	NSS	NSS	NSS	NSS	NSS	NSS	NSS	NSS	NSS	NSS	NSS	NSS
957821		5.59	9.86	0.046	0.175	0.121	0.047	0.02	7.83	28.3	0.31	137.5	0.55	0.008	2.64	17.80
957823		6.12	17.15	0.060	0.142	0.096	0.033	0.01	9.20	11.6	0.16	87.8	0.57	0.004	2.98	9.17
957824		3.56	9.69	0.061	0.060	0.098	0.035	0.04	13.35	21.7	0.71	271	0.43	0.002	1.870	37.6
957825		2.98	7.12	0.044	0.057	0.114	0.030	0.03	9.49	26.0	0.65	378	0.43	0.002	1.785	42.4
957826		5.35	12.60	0.055	0.063	0.180	0.047	0.03	7.61	20.2	0.30	233	0.41	0.003	2.66	18.15
957827		5.41	9.25	0.057	0.102	0.226	0.054	0.03	6.23	22.4	0.37	231	0.51	0.004	2.25	28.9
957828		5.07	13.90	0.057	0.045	0.108	0.049	0.04	9.22	22.4	0.37	323	0.46	0.005	2.16	25.3
957829		NSS	NSS	NSS	NSS	NSS	NSS	NSS	NSS	NSS	NSS	NSS	NSS	NSS	NSS	NSS
957830		3.46	7.82	0.046	0.034	0.140	0.028	0.03	8.19	22.7	0.41	256	0.31	0.002	1.525	26.6
957831		3.25	7.93	0.049	0.048	0.081	0.030	0.03	10.85	24.3	0.73	611	0.29	0.003	1.475	51.7
957832		3.47	7.70	0.058	0.086	0.083	0.035	0.04	12.95	25.8	0.99	290	0.47	0.003	1.765	57.3
957833		3.15	7.03	0.048	0.141	0.117	0.030	0.02	7.41	24.0	0.71	230	0.34	0.005	1.960	54.5
957834		1.960	4.09	0.100	0.037	0.005	0.014	0.06	20.9	5.8	0.18	209	0.64	0.015	0.931	7.32

Commentaire: Always send INVCC to Debra Chapman. RD 9/9/2022.
2023 price list

***** Voir la page d'annexe pour les commentaires en ce qui concerne ce certificat *****

ALS Canada Ltd.
2103 Dollarton Hwy
North Vancouver BC V7H 0A7
Téléphone: +1 604 984 0221 Télécopieur: +1 604 984 0218
www.alsglobal.com/geochemistry

À: FANCAMP EXPLORATION LTÉE
340, AVE VICTORIA
WESTMOUNT QC H3Z 2M8

Finalisée date: 17-JUIL-2024
Compte: FANCAM

Projet: Riley Brook

CERTIFICAT D'ANALYSE SD24184040

Description échantillon	Méthode élément unités LDI	ME-MS41L P % 0.001	ME-MS41L Pb ppm 0.005	ME-MS41L Pd ppm 0.001	ME-MS41L Pt ppm 0.002	ME-MS41L Rb ppm 0.005	ME-MS41L Re ppm 0.0002	ME-MS41L S % 0.01	ME-MS41L Sb ppm 0.005	ME-MS41L Sc ppm 0.005	ME-MS41L Se ppm 0.003	ME-MS41L Sn ppm 0.01	ME-MS41L Sr ppm 0.01	ME-MS41L Ta ppm 0.005	ME-MS41L Te ppm 0.003	ME-MS41L Th ppm 0.002
957766		0.043	16.35	<0.001	<0.002	18.60	0.0003	0.01	0.447	11.35	0.305	0.98	14.65	<0.005	0.015	2.71
957767		0.094	7.27	<0.001	<0.002	12.40	<0.0002	0.04	0.247	5.45	0.671	0.79	7.18	0.029	0.011	2.13
957768		0.184	9.77	0.001	<0.002	17.15	<0.0002	0.05	0.199	4.00	0.897	1.09	6.12	0.015	0.022	1.405
957772		0.083	37.4	<0.001	<0.002	35.5	0.0005	0.03	0.853	19.25	0.489	1.04	29.0	<0.005	0.022	2.54
957773		0.088	5.02	<0.001	<0.002	4.35	<0.0002	0.08	0.168	8.39	1.200	0.71	5.49	0.060	0.008	1.070
957775		0.048	10.85	0.001	<0.002	9.92	<0.0002	0.01	0.239	4.26	0.199	0.45	10.05	<0.005	0.009	1.160
957778		0.091	26.7	<0.001	<0.002	28.7	0.0005	0.05	0.560	7.83	0.944	1.13	21.3	<0.005	0.021	0.942
957779		0.069	12.50	<0.001	<0.002	15.05	<0.0002	0.04	0.264	3.74	0.465	1.60	6.61	<0.005	0.013	1.790
957780		0.094	8.41	0.001	<0.002	8.15	<0.0002	0.09	0.250	7.39	1.140	0.84	7.86	0.024	0.011	1.055
957781		0.140	15.20	0.002	<0.002	19.60	<0.0002	0.07	0.316	1.915	0.808	1.19	6.68	0.005	0.016	0.701
957795		0.077	9.39	<0.001	<0.002	14.05	0.0002	0.03	0.215	2.66	0.538	0.54	4.10	0.005	0.012	0.967
957801		0.112	11.20	<0.001	<0.002	30.1	<0.0002	0.06	0.293	2.26	0.774	1.24	3.21	<0.005	0.017	0.746
957803		0.078	9.61	0.001	<0.002	37.9	<0.0002	0.02	0.200	2.07	0.246	0.75	4.28	<0.005	0.017	1.595
957804		0.072	14.35	<0.001	<0.002	19.45	<0.0002	0.05	0.268	1.725	0.737	0.95	4.38	0.006	0.015	0.784
957806		0.079	15.30	0.002	<0.002	26.1	<0.0002	0.05	0.432	2.35	1.100	1.56	2.10	0.019	0.021	3.37
957807		0.133	19.85	<0.001	<0.002	11.85	0.0002	0.06	0.350	2.61	1.310	0.78	2.56	0.026	0.017	2.37
957808		0.061	10.80	<0.001	<0.002	16.70	<0.0002	0.04	0.356	2.27	0.769	1.32	1.47	0.021	0.012	2.93
957811		0.044	11.80	<0.001	<0.002	22.1	0.0006	0.01	0.141	5.12	0.188	0.78	13.75	<0.005	0.014	1.425
957812		0.025	7.38	0.001	<0.002	13.35	<0.0002	0.01	0.138	2.70	0.202	0.56	3.08	<0.005	0.011	2.88
957813		0.026	5.61	<0.001	<0.002	19.70	<0.0002	<0.01	0.121	1.860	0.115	0.67	3.92	<0.005	0.004	0.740
957817		0.142	13.40	<0.001	<0.002	10.40	<0.0002	0.05	0.300	4.13	1.095	1.12	7.25	0.051	0.017	2.56
957818		0.062	11.05	<0.001	<0.002	14.55	0.0007	0.04	0.223	9.95	0.504	1.08	23.2	<0.005	0.009	0.777
957819		0.048	12.35	0.001	<0.002	7.26	<0.0002	0.03	0.317	3.86	0.495	0.98	5.03	0.021	0.014	2.47
957820		NSS	NSS	NSS	NSS	NSS	NSS	NSS	NSS	NSS	NSS	NSS	NSS	NSS	NSS	NSS
957821		0.061	6.61	0.001	<0.002	4.52	0.0002	0.05	0.254	4.20	0.528	0.91	7.80	0.017	0.008	1.290
957823		0.042	12.10	<0.001	<0.002	2.47	<0.0002	0.04	0.560	3.69	0.426	1.50	5.35	0.020	0.016	2.20
957824		0.040	10.20	<0.001	<0.002	12.20	0.0002	0.03	0.302	4.28	0.325	0.95	7.38	<0.005	0.014	2.04
957825		0.077	7.92	<0.001	<0.002	14.80	0.0003	0.04	0.313	4.11	0.448	0.76	6.15	0.010	0.012	1.855
957826		0.100	9.52	<0.001	<0.002	8.63	0.0002	0.07	0.263	3.44	0.672	1.15	4.74	0.014	0.013	1.415
957827		0.193	7.34	<0.001	<0.002	5.86	0.0002	0.10	0.298	4.23	0.986	0.74	11.95	0.015	0.013	0.791
957828		0.158	8.51	<0.001	<0.002	13.70	0.0003	0.06	0.197	3.22	0.506	1.11	6.11	<0.005	0.013	0.794
957829		NSS	NSS	NSS	NSS	NSS	NSS	NSS	NSS	NSS	NSS	NSS	NSS	NSS	NSS	NSS
957830		0.078	6.66	<0.001	<0.002	8.90	<0.0002	0.05	0.184	3.19	0.529	0.70	5.93	0.008	0.010	0.867
957831		0.058	6.87	<0.001	<0.002	12.80	0.0004	0.03	0.248	5.00	0.317	0.75	7.46	0.011	0.009	1.565
957832		0.040	8.84	0.001	<0.002	10.25	0.0002	0.02	0.278	5.23	0.325	0.67	8.76	0.008	0.009	2.68
957833		0.051	6.14	<0.001	<0.002	6.81	<0.0002	0.04	0.231	4.96	0.394	0.62	9.98	0.019	0.010	1.880
957834		0.108	1.795	<0.001	<0.002	7.06	<0.0002	0.01	0.035	1.785	0.032	0.66	25.8	0.005	<0.003	3.11

Commentaire: Always send INVCC to Debra Chapman. RD 9/9/2022.
2023 price list

***** Voir la page d'annexe pour les commentaires en ce qui concerne ce certificat *****

ALS Canada Ltd.
2103 Dollarton Hwy
North Vancouver BC V7H 0A7
Téléphone: +1 604 984 0221 Télécopieur: +1 604 984 0218
www.alsglobal.com/geochemistry

À: FANCAMP EXPLORATION LTÉE
340, AVE VICTORIA
WESTMOUNT QC H3Z 2M8

Finalisée date: 17-JUIL-2024
Compte: FANCAM

Projet: Riley Brook

CERTIFICAT D'ANALYSE SD24184040

Description échantillon	Méthode élément unités LDI	ME-MS41L Ti % 0.001	ME-MS41L Tl ppm 0.001	ME-MS41L U ppm 0.005	ME-MS41L V ppm 0.1	ME-MS41L W ppm 0.001	ME-MS41L Y ppm 0.003	ME-MS41L Zn ppm 0.1	ME-MS41L Zr ppm 0.01
957766		0.082	0.147	1.045	82.3	0.077	51.9	80.9	2.56
957767		0.115	0.111	0.618	59.8	0.089	5.80	93.6	4.77
957768		0.068	0.163	0.704	85.0	0.085	5.70	70.6	2.34
957772		0.087	0.277	2.98	96.7	0.088	78.8	103.0	4.61
957773		0.205	0.096	0.698	65.6	0.070	8.24	30.1	10.70
957775		0.071	0.067	0.541	45.0	0.050	12.30	48.9	1.46
957778		0.084	0.225	4.42	104.5	0.067	58.2	137.5	1.30
957779		0.264	0.201	0.831	116.0	0.074	4.89	43.6	5.84
957780		0.268	0.129	1.485	77.5	0.166	13.95	35.5	14.00
957781		0.076	0.152	1.140	64.2	0.090	10.40	54.1	2.90
957795		0.049	0.099	0.655	50.0	0.043	4.60	57.3	1.03
957801		0.099	0.203	0.791	79.2	0.043	5.20	41.6	2.14
957803		0.023	0.119	0.833	41.7	0.050	6.34	72.6	1.02
957804		0.032	0.169	0.793	39.4	0.115	3.64	64.6	0.95
957806		0.013	0.268	1.095	27.4	0.132	7.67	85.3	5.24
957807		0.041	0.178	1.190	31.4	0.096	7.25	38.5	4.95
957808		0.013	0.204	0.741	25.2	0.133	4.66	57.5	4.82
957811		0.078	0.087	0.813	58.3	0.021	10.95	76.6	1.05
957812		0.044	0.061	0.838	32.6	0.010	5.88	50.9	2.66
957813		0.033	0.087	0.579	31.7	0.008	2.77	40.8	0.46
957817		0.080	0.110	0.768	44.5	0.146	4.61	99.8	5.77
957818		0.183	0.105	1.050	109.0	0.036	24.0	61.9	2.66
957819		0.159	0.118	0.702	57.2	0.212	5.23	39.9	6.03
957820		NSS	NSS	NSS	NSS	NSS	NSS	NSS	NSS
957821		0.251	0.073	0.488	100.0	0.044	3.78	19.2	7.32
957823		0.267	0.049	0.439	135.0	0.067	2.80	15.4	7.12
957824		0.157	0.111	0.610	68.5	0.076	6.54	46.2	3.06
957825		0.113	0.132	0.554	49.4	0.099	3.91	88.2	2.47
957826		0.139	0.162	0.638	71.2	0.078	3.18	51.0	3.19
957827		0.144	0.103	0.531	80.6	0.102	4.35	76.7	4.34
957828		0.117	0.161	0.707	73.8	0.072	4.30	71.6	2.08
957829		NSS	NSS	NSS	NSS	NSS	NSS	NSS	NSS
957830		0.100	0.087	0.529	56.1	0.055	3.27	67.2	1.59
957831		0.123	0.102	0.525	57.4	0.065	5.34	92.2	2.28
957832		0.140	0.102	0.663	58.0	0.090	6.32	61.4	4.10
957833		0.138	0.086	0.402	48.8	0.080	4.11	69.4	5.85
957834		0.055	0.058	0.425	36.1	0.055	17.10	32.2	1.54

Commentaire: Always send INVCC to Debra Chapman. RD 9/9/2022.
2023 price list

***** Voir la page d'annexe pour les commentaires en ce qui concerne ce certificat *****

ALS Canada Ltd.
2103 Dollarton Hwy
North Vancouver BC V7H 0A7
Téléphone: +1 604 984 0221 Télécopieur: +1 604 984 0218
www.alsglobal.com/geochemistry

À: FANCAMP EXPLORATION LTÉE
340, AVE VICTORIA
WESTMOUNT QC H3Z 2M8

Finalisée date: 17-JUIL-2024
Compte: FANCAM

Projet: Riley Brook

CERTIFICAT D'ANALYSE SD24184040

COMMENTAIRE DE CERTIFICAT

COMMENTAIRES ANALYTIQUES

NSS est antillon insuffisant.
Applique à la Méthode: TOUTES MÉTHODES

L'analyses de l'or par cette m ode sont semi-quantitatif ause du peu d' antillon pes (0.5g).
Applique à la Méthode: ME-MS41L

ADRESSE DE LABORATOIRE

Trait ALS Vancouver, 2103 Dollarton Hwy, North Vancouver, BC, Canada.
Applique à la Méthode: FND-02 ME-MS41L

ALS Canada Ltd.
2103 Dollarton Hwy
North Vancouver BC V7H 0A7
Téléphone: +1 604 984 0221 Télécopieur: +1 604 984 0218
www.alsglobal.com/geochemistry

À: FANCAMP EXPLORATION LTÉE
340, AVE VICTORIA
WESTMOUNT QC H3Z 2M8

Finalisée date: 17-JUIL-2024
Compte: FANCAM

CERTIFICAT SD24184043

Projet: Riley Brook

Ce rapport s'applique à 47 échantillons de Sol soumis à notre laboratoire de Sudbury, ON, Canada le 9-JUIL-2024.

Les résultats sont transmis à:

FRANCOIS AUCLAIR	CHRISTOPHER GRONDIN	

PRÉPARATION ÉCHANTILLONS

CODE ALS	DESCRIPTION
FND-02	Local. · antillon pour analyse suppl.

PROCÉDURES ANALYTIQUES

CODE ALS	DESCRIPTION	INSTRUMENT
ME-MS41L	Super Trace Lowest DL AR by ICP-MS	

Ce rapport est final et remplace tout autre rapport préliminaire portant ce numéro de certificat.Les résultats s'appliquent aux échantillons soumis.Toutes les pages de ce rapport ont été vérifiées et approuvées avant publication.

***** Voir la page d'annexe pour les commentaires en ce qui concerne ce certificat *****

Commentaire: Always send INVCC to Debra Chapman. RD 9/9/2022.
2023 price list

Signature:
Saa Traxler, Director, North Vancouver Operations

ALS Canada Ltd.
2103 Dollarton Hwy
North Vancouver BC V7H 0A7
Téléphone: +1 604 984 0221 Télécopieur: +1 604 984 0218
www.alsglobal.com/geochemistry

À: FANCAMP EXPLORATION LTÉE
340, AVE VICTORIA
WESTMOUNT QC H3Z 2M8

Finalisée date: 17-JUIL-2024
Compte: FANCAM

Projet: Riley Brook

CERTIFICAT D'ANALYSE SD24184043

Description échantillon	Méthode élément unités LDI	ME-MS41L Au ppm 0.0002	ME-MS41L Ag ppm 0.001	ME-MS41L Al % 0.01	ME-MS41L As ppm 0.01	ME-MS41L B ppm 10	ME-MS41L Ba ppm 0.5	ME-MS41L Be ppm 0.01	ME-MS41L Bi ppm 0.0005	ME-MS41L Ca % 0.01	ME-MS41L Cd ppm 0.001	ME-MS41L Ce ppm 0.003	ME-MS41L Co ppm 0.001	ME-MS41L Cr ppm 0.01	ME-MS41L Cs ppm 0.005	ME-MS41L Cu ppm 0.01
957233		<0.0002	0.020	1.30	4.19	<10	26.2	0.88	0.1225	0.03	0.071	22.7	7.43	26.0	1.870	5.72
957235		0.0002	0.068	2.85	7.75	<10	52.1	0.75	0.218	0.03	0.142	33.7	7.47	39.0	1.655	7.22
957236		0.0003	0.512	5.57	8.18	<10	86.9	1.02	0.1525	0.05	0.099	28.3	9.08	56.5	1.740	9.73
957237		<0.0002	0.034	1.62	8.02	<10	74.1	1.30	0.1270	0.16	0.084	94.9	10.85	34.3	2.00	8.64
957243		NSS	NSS	NSS	NSS	NSS	NSS	NSS	NSS	NSS	NSS	NSS	NSS	NSS	NSS	NSS
957244		<0.0002	0.032	1.94	2.37	<10	40.5	0.38	0.1795	0.06	0.070	23.6	4.85	26.1	2.99	8.47
957245		0.0006	0.088	2.33	3.58	<10	34.1	0.78	0.1600	0.03	0.096	31.6	6.71	24.0	2.91	6.63
957246		0.0002	0.112	4.66	4.01	<10	39.0	1.28	0.1575	0.03	0.260	28.8	6.22	38.4	1.590	5.99
957247		<0.0002	0.162	3.42	8.40	<10	64.3	1.25	0.1720	0.10	0.199	25.1	9.19	51.3	1.295	8.95
957248		0.0002	0.118	2.43	7.01	<10	54.5	1.33	0.1630	0.07	0.152	36.0	5.08	35.7	1.385	9.22
957249		<0.0002	0.046	3.00	6.69	<10	59.7	1.18	0.1800	0.06	0.108	34.0	8.45	34.4	2.09	7.40
957251		0.0002	0.052	3.99	5.71	<10	54.3	1.01	0.1365	0.03	0.266	27.0	6.14	51.1	1.515	10.35
957252		<0.0002	0.117	2.64	4.73	<10	56.3	1.12	0.1970	0.07	0.159	42.9	5.48	28.6	1.710	6.93
957253		0.0002	0.017	0.78	2.67	<10	33.5	0.35	0.1715	0.09	0.045	34.9	3.91	16.05	1.870	4.81
957255		<0.0002	0.057	2.74	15.05	<10	103.5	0.98	0.220	0.24	0.114	154.0	10.85	43.8	3.03	14.00
957257		0.0002	0.062	2.98	4.97	<10	58.4	0.69	0.1445	0.31	0.092	38.7	14.95	107.5	1.120	14.50
957259		0.0002	0.087	3.04	5.96	<10	57.8	0.81	0.1870	0.04	0.090	32.0	8.26	33.5	2.58	9.75
957260		<0.0002	0.013	1.40	2.37	<10	35.0	0.40	0.1290	0.18	0.040	35.0	9.43	33.8	1.685	6.13
957261		<0.0002	0.082	3.01	4.97	<10	47.5	0.54	0.1360	0.04	0.149	26.0	7.13	37.0	1.945	10.00
957263		0.0002	0.228	4.21	7.31	<10	51.4	0.83	0.1470	0.04	0.171	25.4	11.20	57.7	1.980	12.55
957264		<0.0002	0.122	2.54	2.90	<10	47.7	0.75	0.1275	0.03	0.074	29.5	3.78	23.5	1.495	4.91
957265		0.0005	0.088	3.55	8.27	<10	232	4.49	0.236	0.31	0.231	150.5	14.20	55.8	4.14	12.80
957266		<0.0002	0.066	3.38	6.46	<10	49.2	0.97	0.1765	0.09	0.292	28.7	19.80	76.1	1.980	17.10
957267		<0.0002	0.114	2.96	5.16	<10	40.8	0.76	0.1745	0.06	0.138	30.0	12.25	44.0	1.705	10.05
957268		0.0006	0.020	2.52	5.84	<10	191.0	1.36	0.1680	0.52	0.101	79.2	16.60	68.2	2.00	13.00
957269		0.0002	0.051	1.77	3.54	<10	27.8	0.54	0.1470	0.05	0.067	24.5	7.58	32.3	1.960	6.51
957275		0.0009	0.229	3.47	11.65	<10	78.4	1.43	0.451	0.07	0.173	49.9	242	66.5	3.40	14.75
957300		NSS	NSS	NSS	NSS	NSS	NSS	NSS	NSS	NSS	NSS	NSS	NSS	NSS	NSS	NSS
957301		0.0003	0.247	3.83	4.23	<10	66.0	0.79	0.1630	0.17	0.437	20.5	7.18	65.0	0.873	9.80
957380		<0.0002	0.140	2.94	6.30	<10	53.9	0.71	0.226	0.04	0.135	24.5	5.98	34.5	1.380	6.70
957390		<0.0002	0.035	3.50	4.82	<10	69.6	0.68	0.203	0.09	0.162	26.0	5.93	29.3	2.12	6.48
957393		<0.0002	0.063	1.92	6.64	<10	102.0	0.87	0.277	0.10	0.108	32.5	4.75	22.3	3.34	6.75
957394		<0.0002	0.020	0.85	1.58	<10	38.0	0.38	0.1850	0.08	0.047	21.3	3.95	12.85	2.42	3.66
957399		0.0002	0.094	4.25	4.14	<10	91.0	1.39	0.1870	0.05	0.141	19.80	10.90	42.6	3.11	13.55
957400		0.0003	0.058	3.44	3.46	<10	94.4	0.97	0.309	0.29	0.142	24.2	5.46	22.4	4.78	7.87
957403		NSS	NSS	NSS	NSS	NSS	NSS	NSS	NSS	NSS	NSS	NSS	NSS	NSS	NSS	NSS
957405		0.0002	0.168	2.69	5.11	<10	35.9	0.47	0.1755	0.11	0.202	20.6	4.91	62.7	1.350	10.50
957408		0.0002	0.199	5.02	3.53	<10	38.6	1.14	0.0914	0.21	0.262	22.8	11.60	86.0	1.035	17.90
957415		0.0002	0.071	4.19	4.13	<10	85.7	0.99	0.1475	0.40	0.228	48.8	27.0	104.5	3.53	31.5
957416		0.0004	0.219	3.52	3.46	<10	36.6	0.40	0.1085	0.36	0.124	17.30	10.50	81.5	2.18	20.0

Commentaire: Always send INVCC to Debra Chapman. RD 9/9/2022.
2023 price list

***** Voir la page d'annexe pour les commentaires en ce qui concerne ce certificat *****

ALS Canada Ltd.
2103 Dollarton Hwy
North Vancouver BC V7H 0A7
Téléphone: +1 604 984 0221 Télécopieur: +1 604 984 0218
www.alsglobal.com/geochemistry

À: FANCAMP EXPLORATION LTÉE
340, AVE VICTORIA
WESTMOUNT QC H3Z 2M8

Finalisée date: 17-JUIL-2024
Compte: FANCAM

Projet: Riley Brook

CERTIFICAT D'ANALYSE SD24184043

Description échantillon	Méthode élément unités LDI	ME-MS41L Fe % 0.001	ME-MS41L Ga ppm 0.004	ME-MS41L Ge ppm 0.005	ME-MS41L Hf ppm 0.002	ME-MS41L Hg ppm 0.004	ME-MS41L In ppm 0.005	ME-MS41L K % 0.01	ME-MS41L La ppm 0.002	ME-MS41L Li ppm 0.1	ME-MS41L Mg % 0.01	ME-MS41L Mn ppm 0.1	ME-MS41L Mo ppm 0.01	ME-MS41L Na % 0.001	ME-MS41L Nb ppm 0.002	ME-MS41L Ni ppm 0.04
957233		1.810	6.01	0.042	0.046	0.038	0.022	0.05	14.25	19.2	0.51	210	0.36	0.002	1.220	21.7
957235		4.39	12.45	0.065	0.084	0.092	0.036	0.07	16.50	26.5	0.44	220	0.44	0.002	2.18	19.85
957236		4.95	9.13	0.063	0.152	0.154	0.050	0.06	13.15	38.9	0.28	157.0	0.59	0.002	1.440	27.5
957237		2.39	5.89	0.067	0.018	0.026	0.020	0.09	18.65	23.5	0.72	487	0.39	0.003	0.912	28.1
957243		NSS	NSS	NSS	NSS	NSS	NSS	NSS	NSS	NSS	NSS	NSS	NSS	NSS	NSS	NSS
957244		1.750	8.85	0.041	0.017	0.057	0.022	0.08	11.75	15.7	0.29	123.0	0.28	0.003	1.290	14.40
957245		2.67	7.54	0.058	0.014	0.081	0.026	0.09	15.60	20.2	0.32	186.5	0.69	0.004	1.250	16.05
957246		3.69	9.09	0.061	0.197	0.213	0.086	0.05	11.25	27.7	0.27	387	0.55	0.004	3.33	17.30
957247		4.42	9.01	0.056	0.095	0.121	0.055	0.07	11.90	32.1	0.42	253	0.49	0.005	1.770	23.3
957248		4.15	10.20	0.077	0.049	0.110	0.042	0.07	19.05	33.2	0.30	133.0	1.10	0.004	1.635	16.30
957249		3.43	9.89	0.062	0.098	0.080	0.050	0.09	18.45	26.0	0.46	221	0.37	0.005	2.41	25.0
957251		3.11	7.79	0.049	0.105	0.170	0.042	0.04	12.70	42.1	0.36	284	0.37	0.006	1.565	25.1
957252		2.56	9.32	0.049	0.067	0.095	0.052	0.05	13.60	18.8	0.28	292	0.63	0.004	2.42	17.95
957253		1.570	4.60	0.046	0.006	0.016	0.010	0.07	17.50	11.6	0.24	119.5	0.29	0.004	0.778	12.20
957255		3.54	8.24	0.065	0.023	0.051	0.035	0.13	17.20	42.6	0.67	324	0.93	0.007	1.215	39.6
957257		4.75	9.19	0.069	0.028	0.060	0.034	0.07	13.30	29.0	0.89	325	0.51	0.004	1.250	55.9
957259		3.26	7.31	0.061	0.085	0.106	0.032	0.10	16.45	30.5	0.42	165.5	0.31	0.003	1.175	29.2
957260		2.08	5.12	0.060	0.017	0.017	0.014	0.08	15.80	19.7	0.71	318	0.33	0.004	0.839	33.3
957261		2.71	7.15	0.048	0.073	0.113	0.028	0.05	12.70	27.4	0.38	143.0	0.34	0.002	1.675	26.8
957263		4.58	7.98	0.060	0.087	0.161	0.047	0.06	10.25	41.4	0.47	191.0	0.60	0.003	2.91	43.2
957264		2.03	6.60	0.050	0.066	0.116	0.034	0.04	13.95	23.3	0.15	85.0	0.36	0.003	1.370	11.55
957265		3.34	9.13	0.158	0.111	0.085	0.045	0.17	33.4	54.1	0.86	1645	1.10	0.005	0.714	47.6
957266		4.46	9.84	0.059	0.042	0.080	0.034	0.12	14.05	38.6	1.37	618	0.23	0.003	1.045	55.0
957267		3.20	8.77	0.062	0.060	0.079	0.031	0.09	15.45	27.0	0.71	293	0.28	0.002	1.475	35.4
957268		3.13	8.10	0.108	0.118	0.049	0.034	0.10	36.2	31.0	1.24	412	0.71	0.005	0.815	52.7
957269		2.01	7.13	0.037	0.032	0.076	0.025	0.06	13.75	21.7	0.53	183.5	0.27	0.002	0.954	21.2
957275		8.64	11.05	0.082	0.036	0.206	0.081	0.16	19.90	26.3	0.29	11900	0.60	0.005	1.425	15.65
957300		NSS	NSS	NSS	NSS	NSS	NSS	NSS	NSS	NSS	NSS	NSS	NSS	NSS	NSS	NSS
957301		5.35	11.60	0.053	0.085	0.192	0.048	0.04	9.67	15.9	0.24	584	0.43	0.008	3.91	14.85
957380		4.41	11.70	0.047	0.085	0.128	0.040	0.07	11.90	27.8	0.20	184.0	0.31	0.004	3.15	12.15
957390		2.68	8.20	0.040	0.101	0.079	0.029	0.08	12.80	24.9	0.28	149.5	0.23	0.005	1.415	21.0
957393		3.30	9.12	0.057	0.012	0.050	0.025	0.15	18.85	27.5	0.34	173.5	0.18	0.005	1.285	13.60
957394		1.090	4.23	0.031	0.008	0.006	0.009	0.11	14.25	9.8	0.23	197.5	0.13	0.003	0.523	9.62
957399		3.42	10.10	0.036	0.115	0.202	0.048	0.16	10.30	51.8	0.65	283	0.34	0.004	1.600	25.8
957400		1.920	8.77	0.047	0.115	0.161	0.029	0.25	18.15	35.4	0.39	181.5	0.21	0.011	1.710	17.65
957403		NSS	NSS	NSS	NSS	NSS	NSS	NSS	NSS	NSS	NSS	NSS	NSS	NSS	NSS	NSS
957405		4.85	13.75	0.046	0.098	0.154	0.036	0.04	8.48	16.1	0.28	142.0	0.31	0.005	3.00	16.40
957408		4.85	7.43	0.055	0.198	0.205	0.045	0.02	6.90	13.6	0.37	304	0.40	0.009	2.96	30.7
957415		4.78	11.70	0.072	0.027	0.049	0.040	0.08	15.60	40.4	1.40	2590	0.74	0.007	0.680	65.8
957416		5.38	13.30	0.054	0.174	0.131	0.045	0.03	7.43	15.6	0.63	228	0.56	0.009	2.91	32.8

Commentaire: Always send INVCC to Debra Chapman. RD 9/9/2022.
2023 price list

***** Voir la page d'annexe pour les commentaires en ce qui concerne ce certificat *****

ALS Canada Ltd.
2103 Dollarton Hwy
North Vancouver BC V7H 0A7
Téléphone: +1 604 984 0221 Télécopieur: +1 604 984 0218
www.alsglobal.com/geochemistry

À: FANCAMP EXPLORATION LTÉE
340, AVE VICTORIA
WESTMOUNT QC H3Z 2M8

Finalisée date: 17-JUIL-2024
Compte: FANCAM

Projet: Riley Brook

CERTIFICAT D'ANALYSE SD24184043

Description échantillon	Méthode élément unités LDI	ME-MS41L P % 0.001	ME-MS41L Pb ppm 0.005	ME-MS41L Pd ppm 0.001	ME-MS41L Pt ppm 0.002	ME-MS41L Rb ppm 0.005	ME-MS41L Re ppm 0.0002	ME-MS41L S % 0.01	ME-MS41L Sb ppm 0.005	ME-MS41L Sc ppm 0.005	ME-MS41L Se ppm 0.003	ME-MS41L Sn ppm 0.01	ME-MS41L Sr ppm 0.01	ME-MS41L Ta ppm 0.005	ME-MS41L Te ppm 0.003	ME-MS41L Th ppm 0.002
957233		0.011	9.61	<0.001	<0.002	10.70	<0.0002	0.01	0.256	2.03	0.096	1.29	4.38	<0.005	0.004	2.36
957235		0.071	17.75	<0.001	<0.002	13.95	<0.0002	0.03	0.383	3.26	0.434	1.54	5.95	0.008	0.012	4.40
957236		0.237	11.30	<0.001	<0.002	11.85	0.0002	0.05	0.286	4.38	0.723	0.88	4.80	0.006	0.016	4.55
957237		0.033	11.75	<0.001	<0.002	15.00	0.0004	0.01	0.216	3.71	0.103	0.98	9.12	<0.005	0.007	1.950
957243		NSS	NSS	NSS	NSS	NSS	NSS	NSS	NSS	NSS	NSS	NSS	NSS	NSS	NSS	NSS
957244		0.025	9.64	<0.001	<0.002	14.50	<0.0002	0.02	0.234	2.83	0.197	1.39	4.84	<0.005	0.005	2.26
957245		0.082	9.24	<0.001	<0.002	19.90	0.0006	0.03	0.223	2.05	0.389	1.17	2.97	<0.005	0.006	1.080
957246		0.121	12.60	<0.001	<0.002	12.50	<0.0002	0.07	0.356	2.83	0.891	1.36	3.51	0.017	0.018	6.56
957247		0.182	14.55	<0.001	<0.002	10.85	<0.0002	0.05	0.349	3.36	0.481	1.37	7.27	0.009	0.014	3.67
957248		0.059	11.55	<0.001	<0.002	15.25	<0.0002	0.04	0.274	2.96	0.442	1.12	5.57	<0.005	0.010	2.68
957249		0.182	14.70	<0.001	<0.002	14.40	<0.0002	0.03	0.370	2.67	0.398	1.24	6.07	0.013	0.012	3.90
957251		0.101	7.84	<0.001	<0.002	13.55	<0.0002	0.06	0.282	3.69	0.661	0.93	2.41	0.012	0.014	3.58
957252		0.060	14.70	0.001	<0.002	13.45	0.0003	0.04	0.277	1.985	0.390	1.78	5.52	0.016	0.010	1.865
957253		0.021	8.47	<0.001	<0.002	18.30	<0.0002	0.01	0.262	1.405	0.060	0.94	5.13	<0.005	0.007	2.08
957255		0.044	20.2	<0.001	<0.002	20.2	<0.0002	0.03	0.321	3.30	0.248	1.09	11.90	<0.005	0.015	1.895
957257		0.130	9.52	<0.001	<0.002	12.85	0.0003	0.04	0.366	4.43	0.310	0.85	10.60	<0.005	0.014	1.355
957259		0.064	12.50	<0.001	<0.002	16.30	<0.0002	0.03	0.339	3.36	0.447	1.02	3.76	<0.005	0.015	3.42
957260		0.016	8.97	0.001	<0.002	13.50	<0.0002	0.01	0.155	2.44	0.046	0.60	7.79	<0.005	0.007	2.67
957261		0.052	9.06	0.001	<0.002	11.90	<0.0002	0.03	0.253	2.96	0.437	0.87	4.20	0.015	0.011	3.37
957263		0.121	14.50	0.003	<0.002	14.90	<0.0002	0.05	0.270	4.10	0.657	0.97	3.52	0.016	0.023	3.35
957264		0.038	8.94	<0.001	<0.002	10.65	<0.0002	0.03	0.193	2.17	0.387	0.90	2.93	0.011	0.007	3.40
957265		0.105	17.35	0.001	<0.002	24.3	0.0005	0.05	0.329	5.62	0.394	1.32	14.40	<0.005	0.011	1.760
957266		0.036	23.0	<0.001	<0.002	17.35	<0.0002	0.02	0.504	6.42	0.351	1.19	15.95	<0.005	0.012	3.02
957267		0.104	21.4	<0.001	<0.002	17.25	0.0004	0.02	0.516	3.81	0.365	1.08	9.03	0.005	0.010	3.01
957268		0.039	22.2	<0.001	<0.002	15.35	0.0004	0.01	0.308	9.06	0.196	0.86	25.7	<0.005	0.009	5.03
957269		0.021	13.25	0.001	<0.002	12.10	<0.0002	0.02	0.254	2.88	0.175	0.95	6.17	<0.005	0.005	2.33
957275		0.104	88.7	<0.001	<0.002	20.5	<0.0002	0.07	0.680	3.10	1.225	1.58	4.13	<0.005	0.033	2.02
957300		NSS	NSS	NSS	NSS	NSS	NSS	NSS	NSS	NSS	NSS	NSS	NSS	NSS	NSS	NSS
957301		0.255	16.95	<0.001	<0.002	9.87	0.0002	0.08	0.446	4.10	0.823	1.59	10.45	0.020	0.023	1.965
957380		0.159	14.90	<0.001	<0.002	14.60	<0.0002	0.05	0.264	3.09	0.552	1.61	3.07	0.021	0.017	3.90
957390		0.106	12.60	<0.001	<0.002	13.00	<0.0002	0.03	0.279	3.15	0.406	1.21	5.20	0.012	0.011	5.65
957393		0.054	11.70	<0.001	<0.002	18.40	0.0002	0.02	0.326	2.15	0.213	1.62	5.03	<0.005	0.011	2.17
957394		0.013	9.21	<0.001	<0.002	16.35	<0.0002	0.01	0.188	1.365	0.037	0.93	2.54	<0.005	0.005	1.875
957399		0.053	9.85	<0.001	<0.002	20.2	0.0002	0.04	0.272	5.28	0.427	1.64	4.43	<0.005	0.011	4.65
957400		0.041	14.75	<0.001	<0.002	19.30	0.0002	0.03	0.247	3.45	0.397	1.77	14.25	<0.005	0.005	6.64
957403		NSS	NSS	NSS	NSS	NSS	NSS	NSS	NSS	NSS	NSS	NSS	NSS	NSS	NSS	NSS
957405		0.108	11.65	<0.001	<0.002	10.45	<0.0002	0.05	0.288	3.46	0.701	1.39	4.48	<0.005	0.016	1.965
957408		0.171	8.21	<0.001	<0.002	5.91	0.0002	0.09	0.172	6.10	0.943	0.80	10.15	0.034	0.015	1.195
957415		0.076	13.20	<0.001	<0.002	28.2	0.0006	0.04	0.255	10.80	0.341	1.06	15.25	<0.005	0.012	1.225
957416		0.088	7.86	0.001	<0.002	5.75	0.0003	0.07	0.244	5.36	0.651	1.12	14.90	<0.005	0.012	0.903

Commentaire: Always send INVCC to Debra Chapman. RD 9/9/2022.
2023 price list

***** Voir la page d'annexe pour les commentaires en ce qui concerne ce certificat *****

ALS Canada Ltd.
2103 Dollarton Hwy
North Vancouver BC V7H 0A7
Téléphone: +1 604 984 0221 Télécopieur: +1 604 984 0218
www.alsglobal.com/geochemistry

À: FANCAMP EXPLORATION LTÉE
340, AVE VICTORIA
WESTMOUNT QC H3Z 2M8

Finalisée date: 17-JUIL-2024
Compte: FANCAM

Projet: Riley Brook

CERTIFICAT D'ANALYSE SD24184043

Description échantillon	Méthode élément unités LDI	ME-MS41L Ti % 0.001	ME-MS41L Tl ppm 0.001	ME-MS41L U ppm 0.005	ME-MS41L V ppm 0.1	ME-MS41L W ppm 0.001	ME-MS41L Y ppm 0.003	ME-MS41L Zn ppm 0.1	ME-MS41L Zr ppm 0.01
957233		0.015	0.085	0.397	28.5	1.335	5.88	39.5	1.62
957235		0.021	0.136	0.610	76.0	0.877	5.30	44.5	2.53
957236		0.014	0.132	0.562	57.1	0.366	5.50	67.3	4.97
957237		0.045	0.101	0.666	47.2	0.391	9.18	47.2	0.79
957243		NSS	NSS	NSS	NSS	NSS	NSS	NSS	NSS
957244		0.051	0.138	0.526	47.8	0.438	3.36	23.7	0.85
957245		0.032	0.176	0.625	40.8	0.695	6.48	63.6	0.46
957246		0.032	0.149	0.805	35.0	0.643	4.68	138.0	5.79
957247		0.018	0.103	0.680	63.1	0.766	5.05	47.0	3.19
957248		0.020	0.112	0.727	61.2	0.492	10.60	29.7	1.69
957249		0.029	0.115	0.672	46.3	0.904	5.99	48.6	3.06
957251		0.016	0.122	0.489	40.6	0.313	3.54	193.5	2.97
957252		0.028	0.124	0.579	33.4	0.461	4.52	72.1	1.96
957253		0.021	0.084	0.328	28.4	0.563	4.65	22.8	0.33
957255		0.024	0.105	1.095	47.3	0.487	11.25	58.3	0.91
957257		0.083	0.073	0.526	67.6	0.210	11.60	46.2	1.40
957259		0.014	0.137	0.513	46.7	0.685	6.93	41.1	2.44
957260		0.049	0.058	0.407	32.1	0.242	5.31	43.1	0.84
957261		0.031	0.117	0.485	42.2	0.419	3.12	80.9	2.43
957263		0.069	0.124	0.710	54.8	0.239	3.51	101.5	3.65
957264		0.016	0.117	0.477	28.7	0.380	2.86	39.5	2.04
957265		0.012	0.177	2.24	59.9	0.461	28.2	125.0	2.58
957266		0.024	0.155	0.715	57.6	0.449	5.51	112.0	1.62
957267		0.022	0.182	0.645	47.0	0.573	4.58	79.2	1.82
957268		0.053	0.102	8.83	60.5	0.228	21.6	71.6	5.41
957269		0.021	0.168	0.532	35.7	0.369	3.68	41.5	0.99
957275		0.019	0.243	1.335	114.5	0.427	9.06	48.0	1.05
957300		NSS	NSS	NSS	NSS	NSS	NSS	NSS	NSS
957301		0.239	0.135	0.679	90.1	0.208	4.22	74.2	3.31
957380		0.044	0.157	0.599	59.3	0.410	3.68	46.6	3.22
957390		0.016	0.127	0.465	51.4	0.916	3.64	54.9	3.19
957393		0.016	0.162	0.539	65.6	1.795	5.92	33.7	0.48
957394		0.011	0.109	0.271	35.2	0.896	2.85	27.1	0.25
957399		0.019	0.167	0.776	53.7	1.305	3.68	64.7	3.80
957400		0.008	0.174	0.828	42.6	1.855	7.55	44.2	3.28
957403		NSS	NSS	NSS	NSS	NSS	NSS	NSS	NSS
957405		0.225	0.153	0.539	109.5	0.084	2.68	47.1	4.58
957408		0.236	0.101	0.840	73.1	0.101	5.37	49.0	9.03
957415		0.104	0.166	0.738	113.5	0.066	13.40	142.0	1.14
957416		0.342	0.081	0.546	118.5	0.057	5.52	34.3	9.01

Commentaire: Always send INVCC to Debra Chapman. RD 9/9/2022.
2023 price list

***** Voir la page d'annexe pour les commentaires en ce qui concerne ce certificat *****

ALS Canada Ltd.
2103 Dollarton Hwy
North Vancouver BC V7H 0A7
Téléphone: +1 604 984 0221 Télécopieur: +1 604 984 0218
www.alsglobal.com/geochemistry

À: FANCAMP EXPLORATION LTÉE
340, AVE VICTORIA
WESTMOUNT QC H3Z 2M8

Finalisée date: 17-JUIL-2024
Compte: FANCAM

Projet: Riley Brook

CERTIFICAT D'ANALYSE SD24184043

Description échantillon	Méthode élément unités LDI	ME-MS41L Au ppm 0.0002	ME-MS41L Ag ppm 0.001	ME-MS41L Al % 0.01	ME-MS41L As ppm 0.01	ME-MS41L B ppm 10	ME-MS41L Ba ppm 0.5	ME-MS41L Be ppm 0.01	ME-MS41L Bi ppm 0.0005	ME-MS41L Ca % 0.01	ME-MS41L Cd ppm 0.001	ME-MS41L Ce ppm 0.003	ME-MS41L Co ppm 0.001	ME-MS41L Cr ppm 0.01	ME-MS41L Cs ppm 0.005	ME-MS41L Cu ppm 0.01
957476		<0.0002	0.005	0.38	0.34	<10	31.8	0.21	0.0146	2.80	0.034	63.4	3.84	11.25	0.297	2.81
957519		<0.0002	0.006	0.36	0.21	<10	25.7	0.20	0.0115	2.29	0.034	57.1	3.19	7.04	0.237	3.40
957543		0.0003	0.037	0.20	1.17	<10	28.1	0.26	0.406	0.10	0.088	9.10	0.335	3.61	1.640	1.90
957545		0.0004	0.027	3.02	2.80	<10	32.4	0.72	0.250	0.01	0.063	26.2	1.220	13.70	0.545	3.26
957546		<0.0002	0.077	2.76	10.95	<10	72.8	1.18	0.1865	0.04	0.128	31.6	11.40	51.6	2.02	9.30
957549		<0.0002	0.003	0.35	0.15	<10	24.3	0.18	0.0115	2.10	0.032	54.9	2.99	6.70	0.232	2.38
957615		<0.0002	0.005	0.36	0.22	<10	26.4	0.19	0.0118	2.41	0.036	61.3	3.58	11.15	0.231	2.85

Commentaire: Always send INVCC to Debra Chapman. RD 9/9/2022.
2023 price list

***** Voir la page d'annexe pour les commentaires en ce qui concerne ce certificat *****

ALS Canada Ltd.
2103 Dollarton Hwy
North Vancouver BC V7H 0A7
Téléphone: +1 604 984 0221 Télécopieur: +1 604 984 0218
www.alsglobal.com/geochemistry

À: FANCAMP EXPLORATION LTÉE
340, AVE VICTORIA
WESTMOUNT QC H3Z 2M8

Finalisée date: 17-JUIL-2024
Compte: FANCAM

Projet: Riley Brook

CERTIFICAT D'ANALYSE SD24184043

Description échantillon	Méthode élément unités LDI	ME-MS41L Fe % 0.001	ME-MS41L Ga ppm 0.004	ME-MS41L Ge ppm 0.005	ME-MS41L Hf ppm 0.002	ME-MS41L Hg ppm 0.004	ME-MS41L In ppm 0.005	ME-MS41L K % 0.01	ME-MS41L La ppm 0.002	ME-MS41L Li ppm 0.1	ME-MS41L Mg % 0.01	ME-MS41L Mn ppm 0.1	ME-MS41L Mo ppm 0.01	ME-MS41L Na % 0.001	ME-MS41L Nb ppm 0.002	ME-MS41L Ni ppm 0.04
957476		3.03	5.65	0.141	0.059	<0.004	0.018	0.07	25.2	5.0	0.15	271	1.28	0.025	0.737	5.40
957519		2.10	4.18	0.114	0.060	<0.004	0.016	0.08	23.5	5.3	0.15	238	0.83	0.020	0.764	4.09
957543		0.900	4.54	0.057	0.224	0.059	0.016	0.03	5.02	0.5	0.02	94.5	0.46	0.008	6.14	1.80
957545		2.10	16.60	0.038	0.478	0.089	0.077	0.03	13.20	10.4	0.07	45.7	0.50	0.003	9.34	4.55
957546		5.16	7.29	0.052	0.126	0.082	0.037	0.10	18.50	52.1	0.69	427	0.42	0.002	0.612	34.6
957549		1.810	3.85	0.111	0.055	<0.004	0.012	0.07	22.5	4.9	0.14	206	0.69	0.019	0.701	3.75
957615		2.84	5.54	0.129	0.048	<0.004	0.017	0.07	24.6	4.8	0.14	230	1.23	0.022	0.832	5.29

Commentaire: Always send INVCC to Debra Chapman. RD 9/9/2022.
2023 price list

***** Voir la page d'annexe pour les commentaires en ce qui concerne ce certificat *****

ALS Canada Ltd.
2103 Dollarton Hwy
North Vancouver BC V7H 0A7
Téléphone: +1 604 984 0221 Télécopieur: +1 604 984 0218
www.alsglobal.com/geochemistry

À: FANCAMP EXPLORATION LTÉE
340, AVE VICTORIA
WESTMOUNT QC H3Z 2M8

Finalisée date: 17-JUIL-2024
Compte: FANCAM

Projet: Riley Brook

CERTIFICAT D'ANALYSE SD24184043

Description échantillon	Méthode élément unités LDI	ME-MS41L P % 0.001	ME-MS41L Pb ppm 0.005	ME-MS41L Pd ppm 0.001	ME-MS41L Pt ppm 0.002	ME-MS41L Rb ppm 0.005	ME-MS41L Re ppm 0.0002	ME-MS41L S % 0.01	ME-MS41L Sb ppm 0.005	ME-MS41L Sc ppm 0.005	ME-MS41L Se ppm 0.003	ME-MS41L Sn ppm 0.01	ME-MS41L Sr ppm 0.01	ME-MS41L Ta ppm 0.005	ME-MS41L Te ppm 0.003	ME-MS41L Th ppm 0.002
957476		0.142	2.48	<0.001	<0.002	7.84	0.0003	0.02	0.016	1.895	0.013	0.98	43.7	<0.005	<0.003	3.18
957519		0.117	1.680	<0.001	<0.002	8.62	<0.0002	0.01	0.017	1.825	0.013	0.73	34.8	<0.005	0.003	3.47
957543		0.022	15.90	<0.001	<0.002	5.17	0.0002	0.02	0.307	0.552	0.092	5.55	6.50	0.017	0.003	1.725
957545		0.030	13.15	<0.001	<0.002	7.25	0.0002	0.04	0.175	1.850	0.357	3.21	2.61	0.084	0.011	3.47
957546		0.217	13.80	0.002	<0.002	18.60	<0.0002	0.03	0.299	3.13	0.433	0.83	3.48	<0.005	0.028	3.36
957549		0.119	1.480	<0.001	<0.002	8.03	0.0002	0.01	0.009	1.770	0.018	0.62	32.9	<0.005	<0.003	3.13
957615		0.131	1.560	<0.001	<0.002	7.74	0.0002	0.01	0.014	1.875	0.010	0.89	38.5	<0.005	<0.003	3.74

Commentaire: Always send INVCC to Debra Chapman. RD 9/9/2022.
2023 price list

***** Voir la page d'annexe pour les commentaires en ce qui concerne ce certificat *****

ALS Canada Ltd.
2103 Dollarton Hwy
North Vancouver BC V7H 0A7
Téléphone: +1 604 984 0221 Télécopieur: +1 604 984 0218
www.alsglobal.com/geochemistry

À: FANCAMP EXPLORATION LTÉE
340, AVE VICTORIA
WESTMOUNT QC H3Z 2M8

Finalisée date: 17-JUIL-2024
Compte: FANCAM

Projet: Riley Brook

CERTIFICAT D'ANALYSE SD24184043

Description échantillon	Méthode élément unités LDI	ME-MS41L Ti % 0.001	ME-MS41L Tl ppm 0.001	ME-MS41L U ppm 0.005	ME-MS41L V ppm 0.1	ME-MS41L W ppm 0.001	ME-MS41L Y ppm 0.003	ME-MS41L Zn ppm 0.1	ME-MS41L Zr ppm 0.01
957476		0.052	0.060	0.497	57.9	0.136	22.1	30.0	1.82
957519		0.050	0.067	0.430	37.2	0.066	19.10	29.7	1.80
957543		0.059	0.058	0.595	14.2	0.161	2.89	18.0	8.74
957545		0.030	0.130	0.552	29.8	0.233	3.39	46.8	14.25
957546		0.008	0.131	0.599	51.1	0.657	4.50	60.8	3.30
957549		0.047	0.063	0.518	33.6	0.050	19.55	27.7	1.52
957615		0.055	0.058	0.486	56.9	0.253	21.8	30.5	1.82

Commentaire: Always send INVCC to Debra Chapman. RD 9/9/2022.
2023 price list

***** Voir la page d'annexe pour les commentaires en ce qui concerne ce certificat *****

ALS Canada Ltd.
2103 Dollarton Hwy
North Vancouver BC V7H 0A7
Téléphone: +1 604 984 0221 Télécopieur: +1 604 984 0218
www.alsglobal.com/geochemistry

À: FANCAMP EXPLORATION LTÉE
340, AVE VICTORIA
WESTMOUNT QC H3Z 2M8

Finalisée date: 17-JUIL-2024
Compte: FANCAM

Projet: Riley Brook

CERTIFICAT D'ANALYSE SD24184043

COMMENTAIRE DE CERTIFICAT

COMMENTAIRES ANALYTIQUES

NSS est antillon insuffisant.
Applique à la Méthode: TOUTES MÉTHODES

L'analyses de l'or par cette m ode sont semi-quantitatif ause du peu d' antillon pes (0.5g).
Applique à la Méthode: ME-MS41L

ADRESSE DE LABORATOIRE

Trait ALS Vancouver, 2103 Dollarton Hwy, North Vancouver, BC, Canada.
Applique à la Méthode: FND-02 ME-MS41L

ALS Canada Ltd.
2103 Dollarton Hwy
North Vancouver BC V7H 0A7
Téléphone: +1 604 984 0221 Télécopieur: +1 604 984 0218
www.alsglobal.com/geochemistry

À: FANCAMP EXPLORATION LTÉE
340, AVE VICTORIA
WESTMOUNT QC H3Z 2M8

Finalisée date: 16-JUIL-2024
Compte: FANCAM

CERTIFICAT SD24184047

Projet: Riley Brook

Ce rapport s'applique à 9 échantillons de Sol soumis à notre laboratoire de Sudbury, ON, Canada le 9-JUIL-2024.

Les résultats sont transmis à:

FRANCOIS AUCLAIR	CHRISTOPHER GRONDIN	

PRÉPARATION ÉCHANTILLONS

CODE ALS	DESCRIPTION
FND-02	Local. · antillon pour analyse suppl.

PROCÉDURES ANALYTIQUES

CODE ALS	DESCRIPTION	INSTRUMENT
ME-MS41L	Super Trace Lowest DL AR by ICP-MS	

Ce rapport est final et remplace tout autre rapport préliminaire portant ce numéro de certificat.Les résultats s'appliquent aux échantillons soumis.Toutes les pages de ce rapport ont été vérifiées et approuvées avant publication.

***** Voir la page d'annexe pour les commentaires en ce qui concerne ce certificat *****

Commentaire: Always send INVCC to Debra Chapman. RD 9/9/2022.
2023 price list

Signature:



Saa Traxler, Director, North Vancouver Operations

ALS Canada Ltd.
2103 Dollarton Hwy
North Vancouver BC V7H 0A7
Téléphone: +1 604 984 0221 Télécopieur: +1 604 984 0218
www.alsglobal.com/geochemistry

À: FANCAMP EXPLORATION LTÉE
340, AVE VICTORIA
WESTMOUNT QC H3Z 2M8

Finalisée date: 16-JUIL-2024
Compte: FANCAM

Projet: Riley Brook

CERTIFICAT D'ANALYSE SD24184047

Description échantillon	Méthode élément unités LDI	ME-MS41L Au ppm 0.0002	ME-MS41L Ag ppm 0.001	ME-MS41L Al % 0.01	ME-MS41L As ppm 0.01	ME-MS41L B ppm 10	ME-MS41L Ba ppm 0.5	ME-MS41L Be ppm 0.01	ME-MS41L Bi ppm 0.0005	ME-MS41L Ca % 0.01	ME-MS41L Cd ppm 0.001	ME-MS41L Ce ppm 0.003	ME-MS41L Co ppm 0.001	ME-MS41L Cr ppm 0.01	ME-MS41L Cs ppm 0.005	ME-MS41L Cu ppm 0.01
958154		0.0003	0.007	0.39	0.46	<10	28.8	0.20	0.0134	2.79	0.041	56.9	4.14	13.40	0.232	3.17
958165		0.0003	0.007	0.41	0.36	<10	31.4	0.21	0.0147	3.48	0.040	64.0	4.33	12.90	0.246	3.47
958187		0.0002	0.008	0.40	0.61	<10	26.8	0.20	0.0130	3.10	0.038	63.6	4.19	13.45	0.217	2.88
957616		0.0006	0.156	3.75	19.30	<10	97.5	1.33	0.1805	0.10	0.319	32.4	13.25	77.2	2.79	14.15
957840		<0.0002	0.006	0.42	0.43	<10	33.7	0.22	0.0343	4.15	0.047	75.0	4.49	13.15	0.228	3.55
957853		0.0006	0.138	2.19	12.75	<10	308	0.61	0.1345	0.06	0.518	40.8	8.24	51.1	1.965	12.55
957864		0.0006	0.183	3.45	20.9	<10	74.6	0.89	0.1320	0.04	0.243	33.2	9.05	57.0	1.510	14.50
957869		0.0007	0.149	4.33	34.1	<10	42.2	0.77	0.261	0.13	0.268	22.4	6.27	84.2	1.425	13.15
957874		0.0002	0.007	0.37	0.46	<10	25.9	0.20	0.0126	2.90	0.040	61.0	3.77	10.60	0.238	2.96

Commentaire: Always send INVCC to Debra Chapman. RD 9/9/2022.
2023 price list

***** Voir la page d'annexe pour les commentaires en ce qui concerne ce certificat *****

ALS Canada Ltd.
2103 Dollarton Hwy
North Vancouver BC V7H 0A7
Téléphone: +1 604 984 0221 Télécopieur: +1 604 984 0218
www.alsglobal.com/geochemistry

À: FANCAMP EXPLORATION LTÉE
340, AVE VICTORIA
WESTMOUNT QC H3Z 2M8

Finalisée date: 16-JUIL-2024
Compte: FANCAM

Projet: Riley Brook

CERTIFICAT D'ANALYSE SD24184047

Description échantillon	Méthode élément unités LDI	ME-MS41L Fe % 0.001	ME-MS41L Ga ppm 0.004	ME-MS41L Ge ppm 0.005	ME-MS41L Hf ppm 0.002	ME-MS41L Hg ppm 0.004	ME-MS41L In ppm 0.005	ME-MS41L K % 0.01	ME-MS41L La ppm 0.002	ME-MS41L Li ppm 0.1	ME-MS41L Mg % 0.01	ME-MS41L Mn ppm 0.1	ME-MS41L Mo ppm 0.01	ME-MS41L Na % 0.001	ME-MS41L Nb ppm 0.002	ME-MS41L Ni ppm 0.04
958154		2.96	6.18	0.176	0.028	<0.004	0.014	0.08	23.7	5.3	0.16	260	1.31	0.027	1.055	6.34
958165		3.19	6.27	0.177	0.044	<0.004	0.017	0.08	26.4	5.3	0.17	287	1.14	0.033	1.010	5.57
958187		3.51	7.00	0.193	0.034	0.011	0.015	0.07	26.4	5.0	0.15	256	1.17	0.028	1.030	5.03
957616		6.96	9.50	0.100	0.085	0.136	0.052	0.08	14.55	42.0	0.48	485	0.56	0.007	0.778	36.7
957840		3.38	6.56	0.199	0.071	0.006	0.019	0.08	28.9	5.4	0.17	317	1.46	0.039	1.025	5.61
957853		3.06	8.23	0.071	0.022	0.134	0.022	0.08	19.35	22.8	0.35	4120	0.43	0.008	0.337	27.7
957864		4.86	7.28	0.083	0.088	0.154	0.040	0.05	15.25	33.5	0.39	334	0.32	0.005	0.621	33.3
957869		8.05	12.60	0.102	0.157	0.182	0.059	0.06	11.10	33.7	0.18	278	0.65	0.005	1.025	18.15
957874		2.91	5.68	0.167	0.065	<0.004	0.019	0.07	25.6	5.0	0.15	259	1.07	0.026	0.867	5.06

Commentaire: Always send INVCC to Debra Chapman. RD 9/9/2022.
2023 price list

***** Voir la page d'annexe pour les commentaires en ce qui concerne ce certificat *****

ALS Canada Ltd.
2103 Dollarton Hwy
North Vancouver BC V7H 0A7
Téléphone: +1 604 984 0221 Télécopieur: +1 604 984 0218
www.alsglobal.com/geochemistry

À: FANCAMP EXPLORATION LTÉE
340, AVE VICTORIA
WESTMOUNT QC H3Z 2M8

Finalisée date: 16-JUIL-2024
Compte: FANCAM

Projet: Riley Brook

CERTIFICAT D'ANALYSE SD24184047

Description échantillon	Méthode élément unités LDI	ME-MS41L P % 0.001	ME-MS41L Pb ppm 0.005	ME-MS41L Pd ppm 0.001	ME-MS41L Pt ppm 0.002	ME-MS41L Rb ppm 0.005	ME-MS41L Re ppm 0.0002	ME-MS41L S % 0.01	ME-MS41L Sb ppm 0.005	ME-MS41L Sc ppm 0.005	ME-MS41L Se ppm 0.003	ME-MS41L Sn ppm 0.01	ME-MS41L Sr ppm 0.01	ME-MS41L Ta ppm 0.005	ME-MS41L Te ppm 0.003	ME-MS41L Th ppm 0.002
958154		0.139	1.675	<0.001	<0.002	9.05	0.0004	0.02	0.031	2.27	0.028	0.89	45.9	<0.005	0.003	3.72
958165		0.159	1.855	<0.001	<0.002	9.39	0.0004	0.02	0.033	2.34	0.021	1.06	57.5	<0.005	<0.003	4.17
958187		0.161	1.720	0.001	<0.002	7.76	0.0002	0.02	0.028	2.31	0.016	1.02	49.8	<0.005	<0.003	3.60
957616		0.273	12.45	0.003	<0.002	22.1	0.0004	0.06	0.210	4.40	0.699	0.70	5.17	<0.005	0.020	2.56
957840		0.186	1.990	<0.001	<0.002	9.21	0.0003	0.02	0.017	2.43	0.021	1.02	68.3	<0.005	<0.003	5.70
957853		0.118	12.90	0.002	<0.002	28.2	0.0002	0.04	0.190	2.70	0.510	0.74	5.55	<0.005	0.020	1.130
957864		0.124	9.92	<0.001	<0.002	11.25	0.0002	0.06	0.228	4.32	0.820	0.53	2.89	<0.005	0.018	2.65
957869		0.096	19.00	<0.001	<0.002	13.00	<0.0002	0.06	0.418	4.16	1.070	0.88	6.76	0.006	0.040	4.49
957874		0.145	1.630	<0.001	<0.002	8.20	0.0002	0.01	0.011	2.05	<0.003	0.94	45.7	<0.005	<0.003	4.10

Commentaire: Always send INVCC to Debra Chapman. RD 9/9/2022.
2023 price list

***** Voir la page d'annexe pour les commentaires en ce qui concerne ce certificat *****

ALS Canada Ltd.
2103 Dollarton Hwy
North Vancouver BC V7H 0A7
Téléphone: +1 604 984 0221 Télécopieur: +1 604 984 0218
www.alsglobal.com/geochemistry

À: FANCAMP EXPLORATION LTÉE
340, AVE VICTORIA
WESTMOUNT QC H3Z 2M8

Finalisée date: 16-JUIL-2024
Compte: FANCAM

Projet: Riley Brook

CERTIFICAT D'ANALYSE SD24184047

Description échantillon	Méthode élément unités LDI	ME-MS41L Ti % 0.001	ME-MS41L Tl ppm 0.001	ME-MS41L U ppm 0.005	ME-MS41L V ppm 0.1	ME-MS41L W ppm 0.001	ME-MS41L Y ppm 0.003	ME-MS41L Zn ppm 0.1	ME-MS41L Zr ppm 0.01
958154		0.061	0.068	0.539	59.2	0.085	24.2	35.5	1.21
958165		0.062	0.070	0.643	64.7	0.062	26.4	35.7	1.98
958187		0.059	0.058	0.550	70.5	0.059	26.7	36.4	1.69
957616		0.013	0.157	0.514	67.6	0.071	4.22	131.0	2.33
957840		0.062	0.066	0.935	66.6	0.067	30.9	37.0	2.49
957853		0.011	0.182	0.398	48.8	0.042	3.25	93.0	0.59
957864		0.012	0.121	0.510	45.4	0.054	3.59	100.5	2.69
957869		0.008	0.136	0.558	54.6	0.089	2.72	68.9	5.99
957874		0.055	0.062	0.547	56.3	0.057	23.8	31.7	2.01

Commentaire: Always send INVCC to Debra Chapman. RD 9/9/2022.
2023 price list

***** Voir la page d'annexe pour les commentaires en ce qui concerne ce certificat *****

ALS Canada Ltd.
2103 Dollarton Hwy
North Vancouver BC V7H 0A7
Téléphone: +1 604 984 0221 Télécopieur: +1 604 984 0218
www.alsglobal.com/geochemistry

À: FANCAMP EXPLORATION LTÉE
340, AVE VICTORIA
WESTMOUNT QC H3Z 2M8

Finalisée date: 16-JUIL-2024
Compte: FANCAM

Projet: Riley Brook

CERTIFICAT D'ANALYSE SD24184047

COMMENTAIRE DE CERTIFICAT

COMMENTAIRES ANALYTIQUES

Applique à la Méthode: L'analyses de l'or par cette m ode sont semi-quantitatif ause du peu d' antillon pes (0.5g).
ME-MS41L

ADRESSE DE LABORATOIRE

Applique à la Méthode: Trait ALS Vancouver, 2103 Dollarton Hwy, North Vancouver, BC, Canada.
FND-02 ME-MS41L

Appendix 4

Quality Analysis ... *Innovative Technologies*

Report No.: **A24-06679**
Report Date: **20-Jun-24**
Date Submitted: **13-Jun-24**
Your Reference: **54069/SG24-1030**

Techni-Lab Abitibi Inc.(Actlabs)
184 rue Principale
Ste-Germaine QC J0Z 1M0
Canada

ATTN: Isabelle Rheault (Invoices)

CERTIFICATE OF ANALYSIS

29 Pulp samples were submitted for analysis.

The following analytical package(s) were requested:		Testing Date:
1E3	QOP AquaGeo (Aqua Regia ICPOES)	2024-06-18 10:22:24

REPORT **A24-06679**

This report may be reproduced without our consent. If only selected portions of the report are reproduced, permission must be obtained. If no instructions were given at time of sample submittal regarding excess material, it will be discarded within 90 days of this report. Our liability is limited solely to the analytical cost of these analyses. Test results are representative only of material submitted for analysis.

Notes:

Values which exceed the upper limit should be assayed for accurate numbers.

Refer to the Scope of Accreditation for information on accredited elements.

SCC Accredited LAB Accrédité CCN TM

LabID: 266

CERTIFIED BY:

Mark Vandergeest
Quality Control Coordinator

ACTIVATION LABORATORIES LTD.
41 Bittern Street, Ancaster, Ontario, Canada, L9G 4V5
TELEPHONE +905 648-9611 or +1.888.228.5227 FAX +1.905.648.9613
E-MAIL Ancaster@actlabs.com ACTLABS GROUP WEBSITE www.actlabs.com

Analyte Symbol	Ag	Cd	Cu	Mn	Mo	Ni	Pb	Zn	Al	As	B	Ba	Be	Bi	Ca	Co	Cr	Fe	Ga	Hg	K	La	Mg
Unit Symbol	ppm	ppm	ppm	ppm	ppm	ppm	ppm	ppm	%	ppm	ppm	ppm	ppm	ppm	%	ppm	ppm	%	ppm	ppm	%	ppm	%
Lower Limit	0.2	0.5	1	5	1	1	2	2	0.01	2	10	10	0.5	2	0.01	1	1	0.01	10	1	0.01	10	0.01
Method Code	AR-ICP	AR-ICP	AR-ICP	AR-ICP	AR-ICP	AR-ICP	AR-ICP	AR-ICP	AR-ICP	AR-ICP	AR-ICP	AR-ICP	AR-ICP	AR-ICP	AR-ICP	AR-ICP	AR-ICP	AR-ICP	AR-ICP	AR-ICP	AR-ICP	AR-ICP	AR-ICP
479651 54069	0.4	< 0.5	57	1660	2	49	185	223	2.15	37	< 10	39	0.7	3	0.10	40	91	6.05	20	< 1	0.09	25	1.49
479652	< 0.2	< 0.5	7	29	22	10	15	5	0.21	48	< 10	58	< 0.5	< 2	0.01	< 1	163	1.51	< 10	< 1	0.15	22	0.02
479653	< 0.2	< 0.5	5	76	22	18	4	6	0.15	< 2	< 10	< 10	< 0.5	213	0.03	1	262	0.40	< 10	< 1	0.04	< 10	0.06
479654	0.3	< 0.5	3	101	22	18	3	12	0.29	< 2	< 10	15	< 0.5	< 2	0.04	1	260	0.53	< 10	< 1	0.09	< 10	0.08
479655	< 0.2	< 0.5	2	57	14	10	26	39	0.48	< 2	< 10	34	0.6	< 2	0.02	< 1	160	1.00	< 10	< 1	0.36	44	0.03
479656	< 0.2	< 0.5	38	982	1	91	< 2	77	2.87	6	< 10	21	< 0.5	< 2	1.57	37	190	6.04	< 10	< 1	< 0.01	< 10	3.21
479657	< 0.2	< 0.5	40	1330	2	83	4	78	3.44	< 2	12	35	< 0.5	< 2	4.35	33	190	6.37	10	< 1	< 0.01	< 10	2.36
479658	0.2	< 0.5	51	133	17	10	7	14	0.58	6	< 10	40	< 0.5	< 2	0.12	2	158	1.44	< 10	< 1	0.25	23	0.18
479659	< 0.2	< 0.5	2	845	7	39	24	55	2.16	2	< 10	58	0.9	< 2	0.57	18	106	3.47	< 10	< 1	0.45	26	0.94
479660	< 0.2	< 0.5	3	542	7	10	4	27	1.07	9	< 10	52	0.6	< 2	0.24	2	83	2.32	< 10	< 1	0.12	59	0.34
479661	< 0.2	< 0.5	101	308	17	8	13	15	0.70	15	< 10	40	< 0.5	< 2	0.06	3	135	2.45	< 10	< 1	0.11	38	0.16
479662	< 0.2	< 0.5	100	268	17	7	16	13	0.65	15	< 10	50	< 0.5	< 2	0.04	< 1	115	2.13	< 10	< 1	0.11	39	0.14
479663	0.3	< 0.5	53	397	12	7	63	40	0.83	42	< 10	54	< 0.5	3	0.01	< 1	119	3.12	10	< 1	0.11	< 10	0.17
479664	< 0.2	< 0.5	3	336	5	60	8	26	2.57	4	15	24	< 0.5	< 2	2.40	12	113	3.04	10	< 1	0.08	13	1.11
479665	< 0.2	< 0.5	27	972	2	115	3	69	3.88	6	12	34	0.6	< 2	2.61	35	198	5.51	10	< 1	0.03	12	3.38
479666	< 0.2	< 0.5	34	1070	10	5	12	69	1.50	30	< 10	41	0.6	< 2	0.08	4	73	4.90	10	< 1	0.12	< 10	0.65
479667	< 0.2	< 0.5	3	443	22	28	< 2	25	0.46	< 2	< 10	12	< 0.5	< 2	0.04	3	286	1.18	< 10	< 1	0.02	< 10	0.33
479668	< 0.2	< 0.5	27	352	10	23	7	74	1.34	< 2	< 10	51	0.6	< 2	0.13	8	130	2.00	< 10	< 1	0.38	18	0.61
479669	0.9	< 0.5	7	31	24	5	38	10	0.36	30	< 10	41	0.6	< 2	< 0.01	< 1	76	2.87	< 10	< 1	0.36	14	< 0.01
479670	< 0.2	< 0.5	6	707	6	5	17	73	1.45	639	< 10	36	< 0.5	3	0.40	12	59	6.79	20	< 1	0.13	28	0.92
479671	0.5	< 0.5	11	882	7	6	26	78	1.55	1250	< 10	26	< 0.5	5	0.36	18	63	8.18	20	< 1	0.11	27	1.03
479672	< 0.2	< 0.5	7	72	18	12	22	21	0.34	54	< 10	57	< 0.5	< 2	0.01	< 1	162	1.28	< 10	< 1	0.30	29	0.06
479673	< 0.2	< 0.5	5	183	14	9	7	21	0.54	20	< 10	50	< 0.5	< 2	< 0.01	< 1	143	1.55	< 10	< 1	0.26	37	0.13
479674	0.3	< 0.5	250	287	10	5	13	43	0.69	11	< 10	52	< 0.5	< 2	< 0.01	< 1	76	2.28	< 10	< 1	0.18	33	0.15
479675	0.3	< 0.5	5	287	13	9	405	133	0.91	96	< 10	58	0.6	< 2	< 0.01	< 1	117	2.35	10	< 1	0.25	46	0.74
479676	< 0.2	< 0.5	58	1170	2	98	2	82	4.77	6	< 10	26	< 0.5	< 2	1.97	44	184	8.13	10	< 1	0.07	< 10	5.03
479677	< 0.2	< 0.5	13	1040	5	53	5	65	1.96	4	< 10	76	0.7	< 2	1.55	12	108	2.83	< 10	< 1	0.40	28	1.11
479678	1.0	< 0.5	14	50	27	10	55	33	0.33	192	< 10	50	< 0.5	< 2	0.04	3	152	1.44	< 10	< 1	0.29	20	0.08
479679	1.4	< 0.5	30	988	5	97	55	77	2.51	470	< 10	22	0.7	< 2	0.44	41	172	6.80	10	< 1	0.28	< 10	2.00

Analyte Symbol	Na	P	S	Sb	Sc	Sr	Ti	Th	Te	Tl	U	V	W	Y	Zr
Unit Symbol	%	%	%	ppm	ppm	ppm	%	ppm	ppm	ppm	ppm	ppm	ppm	ppm	ppm
Lower Limit	0.001	0.001	0.01	2	1	1	0.01	20	1	2	10	1	10	1	1
Method Code	AR-ICP	AR-ICP	AR-ICP	AR-ICP	AR-ICP	AR-ICP	AR-ICP	AR-ICP	AR-ICP	AR-ICP	AR-ICP	AR-ICP	AR-ICP	AR-ICP	AR-ICP
479651 54069	0.070	0.047	1.90	4	7	4	0.01	< 20	< 1	< 2	< 10	81	< 10	13	40
479652	0.097	0.023	0.93	< 2	1	6	< 0.01	< 20	1	< 2	< 10	1	< 10	5	32
479653	0.016	0.005	< 0.01	2	< 1	2	< 0.01	< 20	3	< 2	< 10	13	< 10	2	1
479654	0.028	0.010	< 0.01	2	< 1	3	< 0.01	< 20	1	< 2	< 10	17	< 10	2	3
479655	0.032	0.010	< 0.01	3	< 1	3	0.01	< 20	< 1	< 2	< 10	6	< 10	11	37
479656	0.077	0.096	0.02	5	10	14	0.67	< 20	11	< 2	< 10	138	< 10	17	26
479657	0.050	0.086	< 0.01	3	16	192	0.77	< 20	12	< 2	< 10	200	< 10	19	20
479658	0.066	0.010	0.49	2	< 1	8	0.06	< 20	2	< 2	< 10	5	< 10	9	78
479659	0.039	0.058	0.01	3	7	18	0.28	< 20	5	< 2	< 10	49	< 10	21	12
479660	0.107	0.022	< 0.01	< 2	3	8	0.17	< 20	2	< 2	< 10	25	< 10	44	32
479661	0.106	0.011	0.40	< 2	1	7	0.09	< 20	1	< 2	< 10	7	< 10	23	54
479662	0.099	0.011	0.31	< 2	1	7	0.08	< 20	2	< 2	< 10	8	< 10	22	54
479663	0.102	0.011	0.19	2	< 1	7	< 0.01	< 20	< 1	< 2	< 10	3	< 10	17	69
479664	0.027	0.026	< 0.01	2	8	371	0.31	< 20	6	< 2	< 10	93	< 10	10	20
479665	0.055	0.057	< 0.01	4	12	154	0.61	< 20	9	< 2	< 10	162	< 10	16	26
479666	0.078	0.030	0.98	3	5	7	0.02	< 20	< 1	< 2	< 10	15	< 10	21	38
479667	0.024	0.009	< 0.01	< 2	< 1	2	0.02	< 20	< 1	< 2	< 10	17	< 10	1	3
479668	0.034	0.038	< 0.01	2	2	7	0.03	< 20	< 1	< 2	< 10	20	< 10	11	6
479669	0.018	0.013	0.02	5	< 1	4	< 0.01	< 20	< 1	< 2	< 10	3	< 10	26	46
479670	0.056	0.195	1.59	7	7	4	0.04	< 20	< 1	12	< 10	100	< 10	44	8
479671	0.042	0.176	2.69	11	7	3	0.03	< 20	< 1	23	< 10	93	< 10	43	10
479672	0.028	0.004	0.81	2	1	3	0.01	< 20	< 1	< 2	< 10	6	< 10	31	48
479673	0.036	0.003	0.49	3	2	3	< 0.01	< 20	< 1	< 2	< 10	6	< 10	27	57
479674	0.069	0.004	0.72	3	3	3	< 0.01	< 20	< 1	< 2	< 10	2	< 10	21	61
479675	0.020	0.018	0.98	3	1	5	< 0.01	< 20	< 1	< 2	< 10	17	< 10	21	68
479676	0.028	0.082	0.02	5	17	47	0.75	< 20	10	< 2	< 10	188	< 10	15	36
479677	0.036	0.053	< 0.01	< 2	4	24	0.01	< 20	< 1	< 2	< 10	37	< 10	16	6
479678	0.028	0.020	1.07	6	< 1	10	< 0.01	< 20	< 1	< 2	< 10	5	< 10	10	52
479679	0.017	0.069	1.11	6	13	5	0.27	< 20	4	< 2	< 10	147	< 10	14	9

Analyte Symbol	Ag	Cd	Cu	Mn	Mo	Ni	Pb	Zn	Al	As	B	Ba	Be	Bi	Ca	Co	Cr	Fe	Ga	Hg	K	La	Mg
Unit Symbol	ppm	ppm	ppm	ppm	ppm	ppm	ppm	ppm	%	ppm	ppm	ppm	ppm	ppm	%	ppm	ppm	%	ppm	ppm	%	ppm	%
Lower Limit	0.2	0.5	1	5	1	1	2	2	0.01	2	10	10	0.5	2	0.01	1	1	0.01	10	1	0.01	10	0.01
Method Code	AR-ICP	AR-ICP	AR-ICP	AR-ICP	AR-ICP	AR-ICP	AR-ICP	AR-ICP	AR-ICP	AR-ICP	AR-ICP	AR-ICP	AR-ICP	AR-ICP	AR-ICP	AR-ICP	AR-ICP	AR-ICP	AR-ICP	AR-ICP	AR-ICP	AR-ICP	AR-ICP
OREAS 922 (AQUA REGIA) Meas	1.5	< 0.5	2130	722	< 1	32	59	242	2.48	6		71	0.7	10	0.36	18	40	4.84	< 10		0.39	36	1.22
OREAS 922 (AQUA REGIA) Cert	0.851	0.28	2176	730	0.69	34.3	60	256	2.72	6.12		70	0.65	10.3	0.324	19.4	40.7	5.05	7.62		0.376	32.5	1.33
OREAS 907 (Aqua Regia) Meas	1.3	< 0.5	6550	352	5	9	37	144	1.20	37		240	1.1	20	0.28	46	19	8.55	20		0.33	41	0.23
OREAS 907 (Aqua Regia) Cert	1.30	0.540	6370	330	5.64	4.74	34.1	139	0.945	37.0		225	0.870	22.3	0.280	43.7	8.59	8.18	14.7		0.286	36.1	0.221
OREAS 263 (Aqua Regia) Meas	< 0.2	< 0.5	91	524	< 1	74	37	130	1.81	29		186	1.4	< 2	1.07	33	56	3.95	< 10	< 1	0.34		0.61
OREAS 263 (Aqua Regia) Cert	0.285	0.270	87.0	490	0.570	72.0	34.0	127	1.29	30.8		175	1.22	0.570	1.03	31.0	48.0	3.68	4.92	0.170	0.288		0.593
OREAS 130 (Aqua Regia) Meas	6.2	28.3	232	1630	6	33	1310	> 10000	1.14	205				3	1.69	27	23	7.31	< 10	2	0.50	24	0.90
OREAS 130 (Aqua Regia) Cert	6.27	28.8	226	1630	8.25	35.2	1300	16900	1.10	205				3.05	1.81	27.1	23.2	7.27	4.78	0.670	0.500	26.4	0.892
Oreas 620 (Aqua Regia) Meas	39.7	159	1750	431	9	14	> 5000	> 10000	1.12	47		23	0.6	< 2	1.25	13	17	2.60	< 10	2	0.28	27	0.26
Oreas 620 (Aqua Regia) Cert	38.4	161	1750	414	9	14	7740	31200	1.12	47		450	0.6	2	1.29	12	17	2.58	6	2	0.31	25	0.27
OREAS 609b (Aqua Regia) Meas	26.8	9.1	5280	238	5	8	429	1360	0.90	1550			0.7	111	0.82	5	19	2.57	< 10	< 1	0.31	18	0.08
OREAS 609b (Aqua Regia) Cert	24.4	7.93	4970	210	5.10	7.05	384	1259	1	1460			0.59	109	1	4.75	17.4	2	4.89	0.52	0.279	16.8	0.067
OREAS 45h (Aqua Regia) Meas	0.3		763	291	< 1	400	13	29	5.14	9		243	1.0	7	0.10	78	495	18.8	20	< 1	0.09	< 10	0.18
OREAS 45h (Aqua Regia) Cert	0.092		717	260.000	0.92	348	10.2	27.7	3.89	8.36		271	0.94	0.14	0.106	79	508	18.18	16.1	0.024	0.084	8.91	0.165
OREAS 45h (Aqua Regia) Meas	0.2		750	281	< 1	389	14	28	5.00	7		236	1.0	5	0.10	76	484	18.5	20	< 1	0.09	< 10	0.18
OREAS 45h (Aqua Regia) Cert	0.092		717	260.000	0.92	348	10.2	27.7	3.89	8.36		271	0.94	0.14	0.106	79	508	18.18	16.1	0.024	0.084	8.91	0.165
OREAS 45h (Aqua Regia) Meas	0.2		748	284	< 1	391	13	28	4.97	8		239	1.0	7	0.10	77	480	18.5	20	< 1	0.09	< 10	0.18
OREAS 45h (Aqua Regia) Cert	0.092		717	260.000	0.92	348	10.2	27.7	3.89	8.36		271	0.94	0.14	0.106	79	508	18.18	16.1	0.024	0.084	8.91	0.165
479660 Orig	< 0.2	< 0.5	3	535	6	9	4	28	1.06	9	< 10	53	0.6	< 2	0.24	2	83	2.29	< 10	< 1	0.12	58	0.33
479660 Dup	< 0.2	< 0.5	3	550	7	10	4	27	1.09	10	< 10	52	0.6	< 2	0.24	2	84	2.35	10	< 1	0.12	59	0.34
479670 Orig	< 0.2	< 0.5	6	707	6	5	17	73	1.45	639	< 10	37	< 0.5	3	0.40	11	58	6.80	20	< 1	0.13	28	0.92
479670 Dup	0.2	< 0.5	6	707	6	5	17	72	1.46	638	< 10	35	< 0.5	3	0.40	12	59	6.79	20	< 1	0.13	28	0.92
Method Blank	< 0.2	< 0.5	< 1	< 5	< 1	< 1	< 2	< 2	< 0.01	< 2	< 10	< 10	< 0.5	< 2	< 0.01	< 1	< 1	< 0.01	< 10	< 1	< 0.01	< 10	< 0.01
Method Blank	< 0.2	< 0.5	< 1	< 5	< 1	< 1	< 2	< 2	< 0.01	< 2	< 10	< 10	< 0.5	< 2	< 0.01	< 1	< 1	< 0.01	< 10	< 1	< 0.01	< 10	< 0.01
Method Blank	< 0.2	< 0.5	< 1	< 5	< 1	< 1	< 2	< 2	< 0.01	< 2	< 10	< 10	< 0.5	< 2	< 0.01	< 1	< 1	< 0.01	< 10	< 1	< 0.01	< 10	< 0.01

Analyte Symbol	Na	P	S	Sb	Sc	Sr	Ti	Th	Te	Tl	U	V	W	Y	Zr
Unit Symbol	%	%	%	ppm	ppm	ppm	%	ppm	ppm	ppm	ppm	ppm	ppm	ppm	ppm
Lower Limit	0.001	0.001	0.01	2	1	1	0.01	20	1	2	10	1	10	1	1
Method Code	AR-ICP	AR-ICP	AR-ICP	AR-ICP	AR-ICP	AR-ICP	AR-ICP	AR-ICP	AR-ICP	AR-ICP	AR-ICP	AR-ICP	AR-ICP	AR-ICP	AR-ICP
OREAS 922 (AQUA REGIA) Meas	0.031	0.057	0.36	3	3	15		< 20		< 2	< 10	34	< 10	20	21
OREAS 922 (AQUA REGIA) Cert	0.021	0.063	0.386	0.57	3.15	15.0		14.5		0.14	1.98	29.4	1.12	16.0	22.3
OREAS 907 (Aqua Regia) Meas	0.119	0.023	0.06	6	2	13	0.02	< 20	2	< 2	< 10	7	< 10	8	27
OREAS 907 (Aqua Regia) Cert	0.0860	0.0240	0.0660	2.28	2.16	11.7	0.0170	8.04	0.230	0.120	2.15	5.12	0.980	6.52	43.7
OREAS 263 (Aqua Regia) Meas	0.102	0.042	0.12	10	4	19		< 20	< 1	< 2	< 10	30		14	
OREAS 263 (Aqua Regia) Cert	0.0790	0.0410	0.126	7.37	3.52	16.9		10.6	0.210	0.530	1.28	22.8		12.0	
OREAS 130 (Aqua Regia) Meas		0.083	6.21	6	4	21	0.03	< 20	< 1	< 2	< 10	39	< 10	13	28
OREAS 130 (Aqua Regia) Cert		0.0860	6.02	4.69	3.42	23.2	0.0270	10.3	0.170	5.92	8.36	33.1	1.40	13.0	19.0
Oreas 620 (Aqua Regia) Meas	0.109	0.029	2.47	68		19		< 20		< 2	< 10	9	25	8	65
Oreas 620 (Aqua Regia) Cert	0.117	0.031	2.47	62		20		7		0.5	2.2	7	0.79	7	57
OREAS 609b (Aqua Regia) Meas	0.062	0.023	1.87	145	1	40	0.01	< 20	22	< 2	< 10	8	< 10	6	48
OREAS 609b (Aqua Regia) Cert	0.060	0.021	1.76	134	1.02	36.2	0.009	6.17	21.8	0.91	2.04	5.69	1.81	5.22	34.6
OREAS 45h (Aqua Regia) Meas	0.076	0.018	0.03		50	17	0.14	< 20		< 2	< 10	239		7	19
OREAS 45h (Aqua Regia) Cert	0.036	0.018	0.032		50	15.5	0.116	5.52		0.085	0.92	233		7.24	28.1
OREAS 45h (Aqua Regia) Meas	0.075	0.017	0.03		48	17	0.13	< 20		< 2	< 10	234		7	19
OREAS 45h (Aqua Regia) Cert	0.036	0.018	0.032		50	15.5	0.116	5.52		0.085	0.92	233		7.24	28.1
OREAS 45h (Aqua Regia) Meas	0.074	0.017	0.03		49	17	0.13	< 20		< 2	< 10	234		7	18
OREAS 45h (Aqua Regia) Cert	0.036	0.018	0.032		50	15.5	0.116	5.52		0.085	0.92	233		7.24	28.1
479660 Orig	0.108	0.021	< 0.01	< 2	3	8	0.17	< 20	2	< 2	< 10	24	< 10	44	23
479660 Dup	0.106	0.023	< 0.01	< 2	3	8	0.18	< 20	3	< 2	< 10	25	< 10	45	41
479670 Orig	0.056	0.197	1.59	6	7	4	0.04	< 20	< 1	12	< 10	100	< 10	44	8
479670 Dup	0.057	0.194	1.59	7	7	4	0.04	< 20	< 1	11	< 10	99	< 10	44	8
Method Blank	0.005	< 0.001	< 0.01	< 2	< 1	< 1	< 0.01	< 20	< 1	< 2	< 10	< 1	< 10	< 1	< 1
Method Blank	0.006	< 0.001	< 0.01	< 2	< 1	< 1	< 0.01	< 20	< 1	< 2	< 10	< 1	< 10	< 1	< 1
Method Blank	0.005	< 0.001	< 0.01	< 2	< 1	< 1	< 0.01	< 20	< 1	< 2	< 10	< 1	< 10	< 1	< 1

Pyroanalyse
Géochimie
Environnement

TECHNI-LAB

Client : Fancamp Exploration Ltd.
7290 Gray Avenue, Burnaby
British Columbia, Canada
V5J 3Z2

Tél.: 581-996-8828
cgrondin@fancamp.ca

Date d'émission: 18 juin 2024
Date de réception: 5 juin 2024
Date d'analyses: 17 juin 2024
Projet: Riley Brook
Commande: 24RB01
Certificat: FCP 54069

CERTIFICAT D'ANALYSE

29 échantillons de roches ont été reçus pour analyses.

Notes :

Ce certificat remplace et annule tous certificats antérieurs, le cas échéant.

® Ce document est pour l'usage exclusif du client et ne peut être reproduit, sinon en entier, sans l'autorisation écrite de Techni-Lab S. G. B. Abitibi inc. Si vous avez reçu ce certificat par erreur, soyez avisé que tout usage, reproduction ou distribution de celui-ci est strictement interdit. Les échantillons seront conservés pendant 30 jours à partir de la date du certificat à moins d'avis écrit du client.

® Les résultats d'essai ne se rapportent qu'aux objets soumis à l'essai tels qu'ils ont été reçus par le laboratoire.

SCC Accredited LAB
LAB
Accrédité CCN
LAB 707

Les résultats des échantillons sont vérifiés et approuvés par :

Love Karan

Love KARAN, chimiste à l'entraînement 2223-134

CERTIFICAT D'ANALYSE

À l'attention de : Christopher Grondin

Client : Fancamp Exploration Ltd.
7290 Gray Aenue, Burnaby,
British Columbia, Canada
V5J 3Z2

Date d'émission: 18 juin 2024
Date de réception : 5 juin 2024
Date d'analyses : 17 juin 2024
Projet : Riley Brook
Commande: 24RB01
Certificat : FCP 54069

Échantillon #	Au g/t SAA	Au g/t >5.0 g/t Gravimétrie
Méthode utilisée:	*TMT-G5B*	*TMT-G5C*
479651	<0.005	
479652	0.007	
479653	<0.005	
479654	<0.005	
479655	<0.005	
479656	<0.005	
479657	<0.005	
479658	<0.005	
479659	<0.005	
479660	<0.005	
479661	<0.005	
479662	<0.005	
479663	<0.005	
479664	<0.005	
479665	<0.005	
479666	<0.005	
479667	<0.005	
479668	<0.005	
479669	0.028	
479670	<0.005	
479671	0.010	
479672	0.037	
479673	0.009	
479674	0.008	
479675	0.011	
479676	<0.005	
479677	0.005	
479678	0.046	
479679	0.114	
479656 DUP	<0.005	
479678 DUP	0.045	
BLANC	<0.005	
BLANC	<0.005	
OREAS L11	0.310	
OREAS L11	0.318	

184, Principale, Ste-Germaine-Boulé (Québec) J0Z 1M0 **Téléphone : 819 787-6116 • Télécopieur : 819 787-6527** Courriel : infoquebec@actlabs.com

Pyroanalyse
Géochimie
Environnement

TECHNI-LAB

CERTIFICAT D'ANALYSE

À l'attention de : Christopher Grondin

Client : Fancamp Exploration Ltd.
7290 Gray Aenue, Burnaby,
British Columbia, Canada
V5J 3Z2

Date d'émission: 18 juin 2024
Date de réception : 5 juin 2024
Date d'analyses : 17 juin 2024
Projet : Riley Brook
Commande: 24RB01
Certificat : FCP 54069

Échantillon #	Au g/t SAA	Au g/t >5.0 g/t Gravimétrie
Méthode utilisée:	*TMT-G5B*	*TMT-G5C*
OREAS L15	7.163	
OREAS L15	6.959	

184, Principale, Ste-Germaine-Boulé (Québec) J0Z 1M0 **Téléphone : 819 787-6116 • Télécopieur : 819 787-6527** Courriel : infoquebec@actlabs.com

Pyroanalyse
Géochimie
Environnement
TECHNI-LAB

CERTIFICAT D'ANALYSE - ANNEXE 1

À l'attention de : Christopher Grondin

Client: Fancamp Exploration Ltd.
7290 Gray Avenue, Burnaby
British Columbia, Canada
V5J 3Z2

Date d'émission: 18 juin 2024
Date de réception: 5 juin 2024
Date d'analyse: 17 juin 2024
Projet: Riley Brook
Commande: 24RB01
Certificat: FCP 54069

MÉTHODE ACCRÉDITÉE

TMT-G5B	Or analysé par spectrométrie d'absorption atomique précédé d'une pyroanalyse
TMT-G5C	Or finition par gravimétrie précédé d'une pyroanalyse

MÉTHODE NON ACCRÉDITÉE

TMT-G5A	Ag, Cu, Pb par SAA, avec Difestion d'Aqua Régia
TMT-G5G	Argent par Gravimétrie
TMT-G2	Densité
TMT-G5Z	Titration du Zinc pour concentré

MÉTHODE ACCRÉDITÉE PAR LE CCN

Méthode	*Paramètre*	*Limite de détection*
TMT-G5B	Au ppb (5 ml)	5
TMT-G5B	Au g/t (10 ml)	0.01
TMT-G5C	Au gravimétrie g/t	0.03

SCC Accredited LAB
LAB Accrédité CCN
LAB 707

Ce rapport est pour l'usage exclusif du client et ne peut être reproduit, sinon en entier, sans l'autorisation écrite de Techni-Lab S.G.B. Abitibi inc.

« La préparation physique des échantillons selon les méthodes d'essai accréditées telles qu'elles sont énumérées dans la portée d'accréditation peut être effectuée au laboratoire d'Actlabs Val-d'Or ou aux installations hors site de préparation physique d'échantillons dont les pratiques en matière de contrôle et d'assurance de la qualité sont régulièrement contrôlées. »

184, Principale, Ste-Germaine-Boulé (Québec) J0Z 1M0 **Téléphone : 819 787-6116 • Télécopieur : 819 787-6527** Courriel : infoquebec@actlabs.com